

The 2007
BMW 3 Series
Sports Wagon



The Ultimate
Driving Machine®

328i
328xi



The king of this particular jungle.



A very moving experience.



Good things come in 3's.









**Room for practically everything.
Except error.**

A sports wagon is only as good as its cargo space. Which makes the 3 Series Sports Wagon great. It boasts a cargo area that's not just spacious, but smart. The design maximizes the capacity of the generous, lighted area.

And because run-flat tires are standard, there is a hidden storage space, complete with dividers and tool kit, under the cargo floor. The 3 Series Sports Wagon also lets you open the rear window separately from the tailgate – especially useful for loading small objects, or long ones. A low load-in height makes handling heavier items more manageable, as well. Now for the fun part: what will you fill it with?



A retractable vertical luggage net divides cargo and passenger areas, keeping pets, gear and groceries safely in back. Standard roof rails, and BMW's accessory roof rack system, let you store more gear on top.



Lowering the 60/40 split-folding rear seats increases cargo space, as does a hidden storage compartment underneath the cargo floor. A handy power socket adds to the practicality. The rear cargo area provides 24.8 cu. ft. of storage with the rear seats in the upright position. With the rear seats folded down, the cargo area can be expanded to an impressive 58.0 cu. ft.



The removable cargo-area cover tilts up automatically when you open the rear window or tailgate.

■ Standard equipment

□ Optional equipment



□ **Xenon Adaptive Headlights** provide brilliant clarity of the road ahead and to the side. The auto-leveling feature adjusts to keep headlight glare out of the eyes of oncoming drivers. **BMW Adaptive Headlights** provide optimum road illumination around corners, thanks to a control system that directs the headlights into and around bends when cornering.




■ / □ Retractable **high-intensity headlight washers** help keep lights clean of ice, mud, road salt and other coatings, for maximum road lighting and enhanced driving safety. (standard in 328xi; included in optional 328i Cold Weather Package)




■ BMW's **distinctive front kidney-shaped grille** features a chrome surround and black vertical slats.



■ **Halogen free-form foglights**, integrated into the deep front spoiler, enhance your margin of safety in bad visibility. Ellipsoid free-form technology ensures even light distribution on the road.



■ **Door-handle-mounted ground lighting** turns on automatically whenever the door is opened for entry or exit, conveniently illuminating the ground in front of the door.



□ **Park Distance Control** uses ultrasonic sensors in the rear bumper to help you judge the distance to other cars and unseen objects when parking. The beeping becomes faster as your bumper approaches the object, turning into a constant tone when the distance is less than 12 inches.



■ **Adaptive Brake Lights** increase vehicle visibility and signal the intensity of your braking action.



■ **Roof rails** are designed to accommodate the BMW Accessory roof rack system to easily transport bikes, skis, snowboards and more.



■ **Panoramic moonroof** features fully electric slide and lift control. When open, the wind deflector minimizes turbulence. Includes comfort opening/closing function, and a sliding interior sunshade to shield the cabin from excessive heat.

■ Standard equipment

□ Optional equipment



■ **Three-spoke leather-wrapped multi-function steering wheel** lets you keep both hands on the wheel while adjusting various comfort functions, such as changing the radio, CD selections and volume. Optional Voice Command (included with optional on-board navigation system) can be used to change radio stations and audio selection, navigation system destinations, and Bluetooth® (if so equipped) telephone entries.



□ **6-speed STEPTRONIC automatic transmission** provides a choice of three modes: “Drive,” which incorporates BMW’s Adaptive Transmission Control; “Sport” automatic, for a more dynamic shift pattern; and STEPTRONIC automatic, for the hands-on control of a manual without using a clutch. (Shown with iDrive, which is included with optional on-board navigation system)



■ **6-speed manual transmission** delivers a precise, athletic feel. Its responsiveness is due, in part, to the enhanced synchronization of shifts from neutral to each gear. A shortened shift lever and “throw” add to the sporty feel of the gearbox. The sixth gear drops revs at highway speeds for smooth cruising. (Shown with iDrive, which is included with optional on-board navigation system)



■ **Two cupholders** are integrated into the dashboard, and can easily be retracted when not in use. (The driver’s cupholder is not shown.) Two cupholders are also provided in the rear-seat center console for rear-seat passengers.








■ The **on-board computer** with Check Control provides valuable feedback on the vehicle’s operating status: oil level indicator and distance to next service appointment/oil change, as well as other detailed information, such as spark plug and micro-filter status. It also provides travel information – travel range on remaining fuel, external temperature, and more.



■ **Rain sensor** uses infrared light to measure the amount of rain. When the wipers are in the “intermittent” mode, the rain sensor automatically adjusts the windshield wiping interval as needed. **Automatic headlight control** (not shown), included with rain sensor, activates headlights by means of a sensor that responds to darkness.

Combinations

Materials	Leatherette ¹		Leather ²			
	Beige	Black	Beige	Gray	Terra	Black
Upholstery colors						
Exterior colors						
300 Alpine White Non-metallic		•	•	•	•	•
A61 Crimson Red Non-metallic		•	•	•	•	•
668 Black Non-metallic		•	•	•	•	•
354 Titanium Silver Metallic ³		•	•	•	•	•
A34 Arctic Metallic ³		•	•	•	•	•
A22 Sparkling Graphite Metallic ³		•	•	•	•	•
A23 Sonora Metallic ³		•	•	•	•	•
A51 Montego Blue Metallic ³		•	•	•	•	•
A35 Monaco Blue Metallic ³		•	•	•	•	•
A41 Barrique Red Metallic ³		•	•	•	•	•
A43 Deep Green Metallic ³		•	•	•	•	•
475 Black Sapphire Metallic ³		•	•	•	•	•
Interior trims						
4AB Burl Walnut Wood ⁴						
4AC Poplar Natural Wood ⁵						
4AD Brushed Aluminium ⁵						

¹Leatherette upholstery: Standard in 328i/328xi and 335i/335xi.

²Leather upholstery: Optional, and included in optional 328i/328xi and 335i/335xi Premium Packages.

³Metallic exterior paint is optional.

⁴Burl Walnut Wood trim: Standard in 328i/328xi and 335i/335xi.

⁵Poplar Natural Wood trim and Aluminum trim: No-cost options in 328i/328xi and 335i/335xi.

The pages in this section of the brochure show available colors and materials for the BMW 3 Series Sedan. Use these samples to compare paint, upholstery and trim colors and combinations. Please note that these samples are representations; they are not exact reproductions.

To see the actual colors, visit your local BMW center. They will be happy to show you original samples and assist you with special requests.

Equipment

Performance and efficiency	328i	328xi
3.0-liter dual overhead cam (DOHC), 24-valve inline 230-horsepower 6-cylinder engine with composite magnesium/aluminum engine block, Valvetronic, and Double-VANOS steplessly variable valve timing	●	●
Electronic throttle control	●	●
6-speed manual transmission	●	●
6-speed STEPTRONIC automatic transmission with Adaptive Transmission Control	○	○

Handling, ride and braking	328i	328xi
Dynamic Stability Control (DSC) with Dynamic Traction Control (DTC), including Brake Drying, Brake Stand-by, Brake Fade Compensation and Start-off Assistant features	●	●
Extensive aluminum componentry, including front suspension components (forged-aluminum lower arms, steering knuckle); subframe; steering rack; and brake components	●	
xDrive all-wheel drive ¹		●
Double-pivot front suspension	●	●
5-link/5-beam rear suspension	●	●
Front and rear anti-roll (stabilizer) bars	●	●
Twin-tube gas-pressure shock absorbers	●	●
4-wheel ventilated anti-lock disc brakes with Dynamic Brake Control (DBC)	●	●
Engine-speed-sensitive, variable-assist power steering	●	●
Active Steering	○	
Sport suspension calibration	□	

Exterior	328i	328xi
16 x 7.0 Double Spoke (Style 156) light-alloy wheels with 205/55R-16 run-flat ² all-season tires	●	●
17 x 8.0 Star Spoke (Style 159) light-alloy wheels with 225/45R-17 run-flat ² all-season tires		□
Double Spoke (Style 161) light-alloy wheels, 17 x 8.0 front, 17 x 8.5 rear; 225/45R-17 front, 255/40R-17 rear ³ run-flat ² performance tires ⁴	□	○ ⁵
Tire Pressure Monitor	●	●
Halogen high- and low-beam headlights	●	●
Xenon Adaptive Headlights with auto-leveling and luminous rings as parking lights	○	○
Halogen free-form front foglights	●	●
High-intensity headlight cleaning system with retracting jets	★	●
Rain-sensing windshield wipers and Automatic headlight control	●	●
Rear window wiper/washer	●	●
Heated dual power mirrors and heated windshield washer jets	●	●
Roof rails	●	●
Power-adjustable folding automatic-dimming exterior mirrors	◇	◇
Metallic paint	○	○

Interior seating	328i	328xi
8-way adjustable front seats (includes 2-way headrests)	●	●
8-way power front seats with 2-way manual headrests and driver memory with 2 pre-sets for exterior mirror and seat positions	○◇	○◇
8-way manually adjustable front sport seats with power adjustable back bolsters and 2-way headrests and thigh support	□	□

- = Standard
- = Optional
- = Included in optional Sport Package
- ◇ = Included in optional Premium Package
- ★ = Included in optional Cold Weather Package

¹ Not available in 328i.

² Run-flat tires do not come equipped with spare tire.

³ Due to low-profile tires, please note: wheels, tires and suspension parts are more susceptible to road hazard and consequential damages.

⁴ Performance tires not recommended for driving in snow and ice.

⁵ Sport Package required.

Equipment

Interior seating (Continued)	328i	328xi
8-way power front sport seats with power adjustable back bolsters, 2-way manual headrests and thigh support; driver memory for exterior mirror and seat positions	○ ⁶ /◇ ⁶	○ ⁶ /◇ ⁶
4-way adjustable power lumbar support for front seats	◇	◇
Split fold-down rear seats	●	●
Leatherette upholstery	●	●
Dakota Leather upholstery	○/◇	○/◇
3-stage heated front seats with expanded heating area and backrest/seat balance control	○/★	○/★
3-spoke leather-wrapped multi-function steering wheel with audio and accessory phone ⁷ controls	●	●
3-spoke leather-wrapped multi-function sport steering wheel with audio and accessory phone ⁷ controls	□	□
Front seatback storage nets	●	●
Ski bag	★	★
Burl Walnut Wood trim	●	●
Poplar Natural Wood trim ⁸	○	○
Aluminum interior trim ⁸	○	○

Comfort and convenience	328i	328xi
Engine Start/Stop button	●	●
Advanced Vehicle & Key Memory	●	●
Comfort Access keyless entry with multi-function remote control	○	○
Automatic climate control—includes micro-filter, automatic air recirculation, left/right temperature control, temperature- and volume- controlled rear outlets, windshield misting sensor, maximum air conditioning, heat at rest, more powerful fan, and recall of individual user settings	●	●
2-way power glass Panoramic moonroof with "one-touch" operation, sliding interior sunshade, and wind deflector	●	●
Front-seat center armrest with climate-controlled storage compartment	●	●
Two front cupholders (dashboard-integrated)	●	●
Rear-seat center armrest with storage compartment and dual cupholders	●	●
Tilt/telescopic steering wheel column	●	●
Park Distance Control (PDC) (rear only)	○	○
Park Distance Control (PDC) (rear only) with graphic display ⁹	○	○
Automatic-dimming interior rear-view mirror with digital compass	◇	◇
Power front and rear windows with "one-touch" up/down operation	●	●
Manual roller sunblind for rear side windows	○	○
Dynamic Cruise Control	●	●
Active Cruise Control	○	○
BMW Ambiance lighting front and rear	●	●
Courtesy lights	●	●
Ground-illuminating lights in door handles	●	●
Locking glovebox	●	●
Electric interior tailgate release	●	●
Fully finished and lighted cargo area with underfloor storage space and tool kit	●	●
Removable cargo area cover that tilts up whenever the tailgate or rear window is opened	●	●
Locking luggage net	●	●
Integrated 3-button Universal Transceiver	◇	◇
Bluetooth [®] wireless technology ¹⁰ for hands-free calling with Bluetooth technology enabled mobile phones with phone book download capability ¹¹	○/◇	○/◇
Pre-wiring for BMW center installation of mobile phone and alarm system	●	●

- = Standard
- = Optional
- = Included in optional Sport Package
- ◇ = Included in optional Premium Package
- ★ = Included in optional Cold Weather Package

⁶ Sport Package required.

⁷ If so equipped.

⁸ No-cost option.

⁹ Requires optional integrated navigation system.

¹⁰ Included with Premium Package or BMW Assist.

¹¹ Please contact your authorized BMW center for a list of BMW-approved Bluetooth technology enabled phones.

Equipment

Audio system	328i	328xi
Anti-theft AM/FM stereo CD/MP3 player audio system with 10 speakers (including 2 subwoofers), Radio Data System (RDS), Auto-Store and 3-channel FM diversity antenna; displays MP3 song title and artist	●	●
Logic7 Surround Sound anti-theft AM/FM stereo CD/MP3 player audio system with 13 upgraded speakers (including 2 subwoofers), Digital Sound Processing (DSP), Radio Data System (RDS), Auto-Store and 3-channel FM diversity antenna; displays MP3 song title and artist	○	○
Auxiliary audio input for portable music players	●	●
Pre-wiring for BMW center installation of 6-disc CD/MP3 changer	●	●
SIRIUS Satellite Radio	○	○

Instrumentation and controls	328i	328xi
Service Interval Indicator with miles-to-service readout	●	●
Check Control vehicle monitor system with pictogram display, oil status display, and Condition Based Service	●	●
On-board computer with Check Control	●	●
BMW on-board navigation system with 16:9 screen and Voice Command system with Real Time Traffic Information; iDrive system with high-function on-board computer and controller	○	○

Safety and security	328i	328xi
Anti-lock braking system (ABS)	●	●
Adaptive Brake Lights	●	●
MRS5 centralized safety control system	●	●
Front and rear Head Protection System (HPS)	●	●
Driver's and passenger's front airbag supplemental restraint system (SRS) with "smart" dual-threshold, dual-stage deployment and sensor to help prevent unnecessary passenger's airbag deployment	●	●
Front-seat-mounted side-impact airbags	●	●
Automatic safety belt pretensioners at front and rear outboard seating positions	●	●
Front passenger seat-occupation recognition with Passenger's Airbag Off indicator	●	●
Interlocking door anchoring system to help protect against door intrusion in side impacts	●	●
Central locking system with center console switch (leaves gas filler door unlocked), double-lock feature and 2-step unlocking	●	●
Coded Driveaway Protection	●	●
Automatic-locking retractors (ALR) on all passenger safety belts for installation of child-restraint seat	●	●
LATCH attachments for child-restraint safety installation	●	●
Crash sensor that automatically turns on hazard lights and interior lights, and unlocks doors	●	●
Battery Safety Terminal	●	●
Automatic fuel cut-off, triggered by airbag deployment	●	●
Decoupling of foot pedals in a severe frontal crash	●	●
Fiber-optics-based MOST-BUS architecture for safety systems	●	●
BMW Assist™ with Bluetooth® wireless technology ⁸ for hands-free calling (with Bluetooth-enabled mobile phone), phonebook downloading and speech recognition capabilities ⁹	○/◇	○/◇

BMW Services	328i	328xi
BMW Ultimate Service™ ¹²	●	●

¹² For full details on BMW Ultimate Service, including exclusions and limitations, see page 58.

Equipment

Premium Package	328i	328xi
Dakota Leather upholstery	○/◇	○/◇
8-way power front seats with 2-way manual headrests and driver memory with 2 pre-sets for exterior mirror and seat positions	○/◇	○/◇
4-way adjustable power lumbar support for front seats	◇	◇
Power-adjustable folding automatic-dimming exterior mirrors	◇	◇
Automatic-dimming interior rear-view mirror with digital compass	◇	◇
Integrated 3-button Universal Transceiver	◇	◇
BMW Assist™ with Bluetooth® wireless technology ¹³ for hands-free calling (with Bluetooth-enabled mobile phone), phonebook downloading and speech recognition capabilities ¹⁴	○/◇	○/◇

Sport Package	328i	328xi
17 x 8.0 Star Spoke (Style 159) light-alloy wheels with 225/45R-17 run-flat ¹⁵ all-season tires		□
Double Spoke (Style 161) light-alloy wheels, 17 x 8.0 front, 17 x 8.5 rear; 225/45R-17 front, 255/40R-17 rear ¹⁶ run-flat ¹⁵ performance tires ¹⁷	□	○ ¹⁸
8-way manually adjustable front sport seats with adjustable back bolsters, and 2-way headrests and thigh support	□	□
8-way power front sport seats with adjustable back bolsters, 2-way manual headrests and thigh support; driver memory for exterior mirror and seat positions	○ ¹⁸ /◇ ¹⁸	○ ¹⁸ /◇ ¹⁸
3-spoke leather-wrapped multi-function sport steering wheel with audio and accessory phone ¹⁹ controls	□	□
Sport suspension calibration	□	

Cold Weather Package	328i	328xi
3-stage heated front seats with expanded heating area and backrest/seat balance control	○/★	○/★
Ski bag	★	★
High-intensity headlight cleaning system with retracting jets	★	●

- = Optional
- = Included in optional Sport Package
- ◇ = Included in optional Premium Package
- ★ = Included in optional Cold Weather Package

¹³Included with Premium Package or BMW Assist.

¹⁴Please contact your authorized BMW center for a list of BMW-approved Bluetooth technology enabled phones.

¹⁵Run-flat tires do not come equipped with spare tire.

¹⁶Due to low-profile tires, please note: wheels, tires and suspension parts are more susceptible to road hazard and consequential damages.

¹⁷Performance tires not recommended for driving in snow and ice.

¹⁸Sport Package required.

¹⁹If so equipped.

Technical data

Weight		328i	328xi
Unladen	lbs	3527 (3593)	3770 (3814)
Weight distribution, front/rear			
Manual transmission	%	53.8/46.2	50.9/49.1
Automatic transmission	%	53.9/46.1	51.2/48.8
Gross vehicle weight	lbs	4630 (4696)	4872 (4916)
Payload	lbs	1102	1102
Roof load limit	lbs	165	165

Engine		328i	328xi
Liter/type/cylinders		3.0/inline 6	3.0/inline 6
Bore/stroke	inches	3.35/3.46	3.35/3.46
Nominal output/rpm	hp	230 @ 6500	230 @ 6500
Nominal output/rpm	lb-ft	200 @ 2750	200 @ 2750
Compression ratio	:1	10.7	10.7
Fuel grade		Unleaded premium	Unleaded premium
Approximate tank capacity	gal	16.1	16.1

Transmission		328i	328xi
Manual transmission gear ratios			
I/II	:1	4.32/2.46	4.35/2.50
III/IV	:1	1.66/1.23	1.67/1.23
V/VI/R	:1	1.00/0.85/3.94	1.00/0.85/3.94
Final drive ratio	:1	3.23	3.38
Automatic transmission gear ratios			
I/II	:1	4.07/2.37	4.07/2.37
III/IV	:1	1.55/1.16	1.55/1.16
V/VI/R	:1	0.85/0.67/3.20	0.85/0.67/3.20
Final drive ratio	:1	3.73	3.91

Performance		328i	328xi
Drag Coefficient	C_d	0.31	0.31
Top speed ¹	mph	130/148 ²	130/147 ²
Acceleration 0-60 mph ³	sec	6.5 (7.1)	7.1 (7.3)
Fuel consumption⁴			
Manual transmission – City/Highway	mpg	TBD	TBD
Automatic transmission – City/Highway	mpg	TBD	TBD

Wheels and tires		328i	328xi
Tire dimensions (standard)		205/55R-16	205/55R-16
Cast alloy wheel dimensions (standard)		16 x 7.0	16 x 7.0

Figures in () apply to vehicles with automatic transmission.

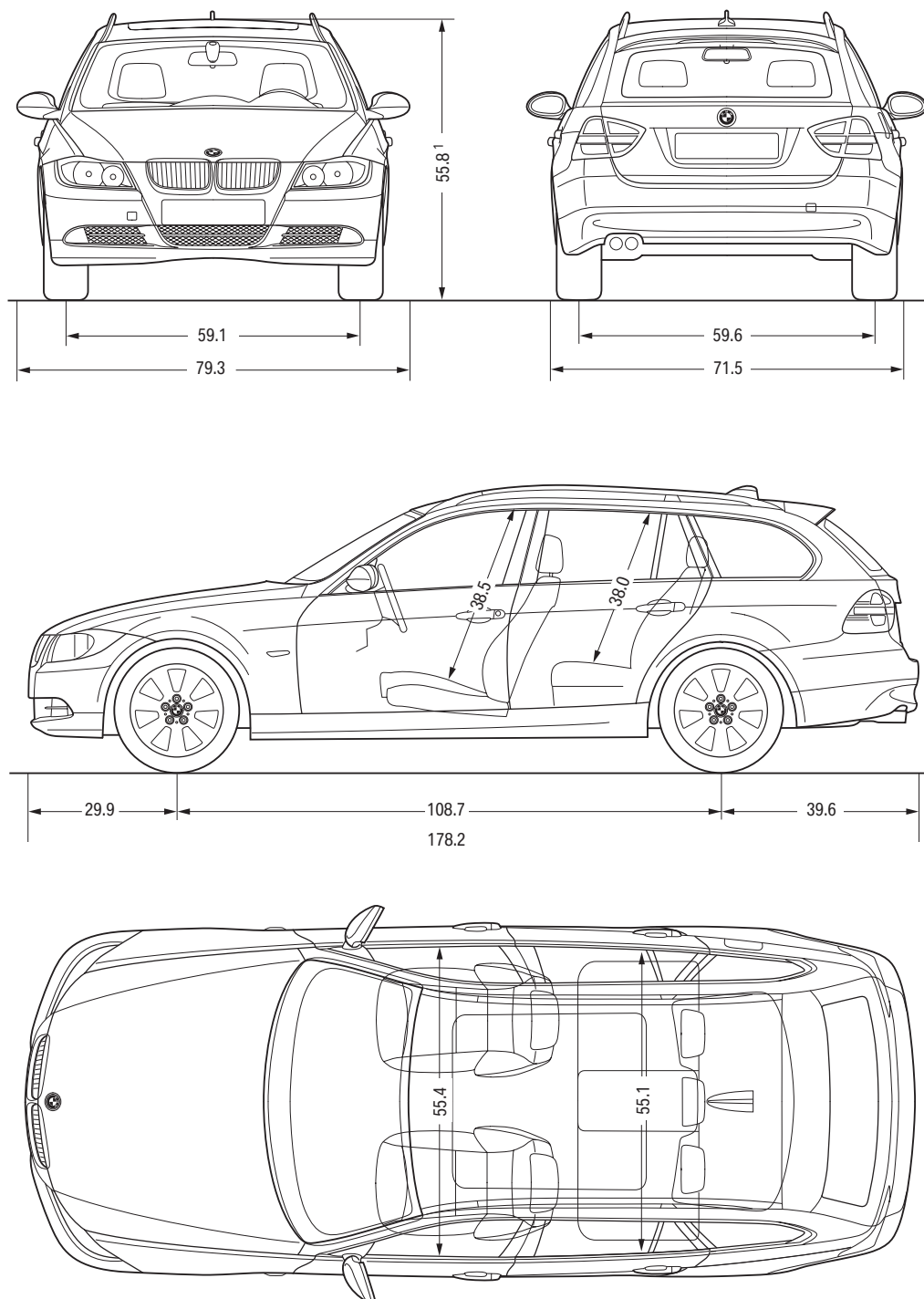
¹ Top speed limited electronically.

² When equipped with Sport Package.

³ BMW AG data. Actual acceleration results may vary, depending on specification of vehicle; road and environmental conditions; testing procedures and driving style. These results should be used for comparison only and verification should not be attempted on public roads. **BMW urges you to obey all posted speed laws and always wear safety belts.**

⁴ Fuel consumption figures not available at time of printing. Please refer to bmwusa.com for fuel consumption information. EPA-estimated figures are for comparison purposes only. Your actual mileage will vary, depending on speed, driving habits, trip length and driving conditions; actual mileage may be lower.

Technical data



All dimensions in inches.

¹ Height without roof rails. With roof rails: 57.3".

U.S. Importer: BMW of North America, LLC, Woodcliff Lake, NJ 07677. All illustrations and specifications contained in this brochure are based on the latest product information available at the time of printing. BMW reserves the right to make changes at any time, without notice, in colors, materials, equipment, specifications and models. BMW may, subject to legal requirements, determine the Model Year designation of its vehicles. The Model Year designation on any particular model may be longer or shorter than 12 months. Some vehicles pictured may contain non-U.S. equipment. Some models may be shown with optional equipment. While BMW NA makes diligent efforts to provide

accurate information in this brochure, there is no guarantee or warranty of accuracy. Furthermore, we do not assume any liability for the accuracy or completeness of information presented. This brochure shall not be used or relied upon as a substitute for information that is available from your BMW center. Further information can be obtained from your authorized BMW center or bmwusa.com.

©2006 BMW of North America, LLC. Not to be reproduced wholly or in part without written permission of BMW NA. The BMW name and logo are registered trademarks.

BMW recommends 