

SONATA HYBRID SONATA PLUG-IN HYBRID

2016 HYUNDAI



2016 HYUNDAI SONATA HYBRID
2016 HYUNDAI SONATA PLUG-IN HYBRID

COMMON SENSE IS NOW MORE SENSUOUS THAN EVER.

Tell Hyundai engineers to find room for improvement, and what do you get? In the new, totally redesigned 2016 Sonata Hybrid and all-new 2016 Sonata Plug-in Hybrid, you get more room. So much room, in fact, that both models offer class-leading passenger and cargo volume among midsize hybrid sedans.¹

You also get more fuel efficiency. Powered by a new 2.0L GDI hybrid engine, the 2016 Sonata Hybrid delivers an EPA-estimated 44 MPG on the highway.² A larger, more powerful lithium-ion polymer battery pack gives Sonata Plug-in Hybrid even greater range with a 99 MPGe rating.³

And the improvements don't stop there. A regenerative braking system captures more electric energy than the previous model, and the steering and suspension systems are more dynamic. The safety systems are more advanced, too, with available technologies like Blind Spot Detection, Forward Collision Warning, and more.

Now here's where common sense gets sensuous. The sleek new exterior is a more sophisticated design – an expression of our Fluidic Sculpture accented by LED Daytime Running Lights, unique LED taillights and Eco-spoke alloy wheels. The aerodynamic benefits of a full underbody cover and active air flaps behind the front grille contribute to an industry-leading 0.24 drag coefficient that helps our cars slip through the air (boosting fuel efficiency even further).

Inside, the cabin is more luxurious with standard dual automatic temperature control, proximity key entry with push-button start, and available features like a heated steering wheel and heated/ventilated front seats. We even found room for improvement in America's Best Warranty. The hybrid-related components are covered for 10 years or 100,000 miles with a lifetime hybrid battery warranty. No other car in its class can match that.

¹Claim based on comparison of specifications on manufacturer websites. Sonata Plug-in Hybrid not available in all 50 U.S. states. ²EPA estimates for comparison only. Mileage may vary. Your actual mileage will vary with options, driving conditions, driving habits and vehicle's condition. ³MPGe is the EPA-equivalent measure of gasoline fuel efficiency for electric mode operation. Use for comparison purposes only. Mileage may vary depending on driving conditions, driving habits, the vehicle's condition, the age/condition of the lithium-ion battery and other factors.





SONATA HYBRID LIMITED Ultimate Package in Graphite Blue Pearl / SONATA PLUG-IN HYBRID LIMITED in Diamond White Pearl



SONATA HYBRID LIMITED Ultimate Package in Graphite Blue Pearl

SONATA HYBRID ENGINEERING


BETTER FUEL EFFICIENCY IS ONLY THE BEGINNING.

The amount of room you'll enjoy as you slip behind the wheel of the new Sonata Hybrid is your first indication that this is no ordinary hybrid. The feeling you get as you push the engine's start button and take it for a test-drive offers another revelation.


As you accelerate, you'll notice how natural it feels. That's our 6-speed SHIFTRONIC® automatic transmission at work. It's a more consistent and linear driving experience compared to the continuously variable transmissions used on our competitors' hybrids.

The 2016 Sonata Hybrid feels like a luxury sedan in other ways, too. Our engineers enhanced the steering and suspension systems with precision tuning that offers a responsive handling feel, along with the kind of tight turning diameter you'd expect from a sports sedan. At the same time, its Dual Flow Damper shock absorbers reduce noise, vibration and harshness to whisper-quiet levels for a smooth, refined ride.

So is the all-new 2016 Sonata Hybrid a luxury sedan or a hybrid sedan? The answer is simply, yes.



BLUE DRIVE HYBRID SYSTEM The Sonata Hybrid switches seamlessly between a gasoline-powered engine and an electric motor to produce a steady surge of efficient power. The gasoline engine delivers the primary charge energy for the car's lithium-ion polymer batteries, while the regenerative braking system also assists by capturing kinetic energy during braking and converting it into electricity.



HYBRID TECHNOLOGY DISPLAY To relay the status of the car's energy flow at a glance, a Hybrid Technology Display appears on the trip computer's 4.2-inch color screen. You'll know when you're in EV mode, when the gasoline engine is engaged, and when regenerative braking is recharging the battery.



REGENERATIVE BRAKING SYSTEM To help power its operation in EV mode, Sonata Hybrid recharges its battery during deceleration and braking. The new Sonata Hybrid harvests even more energy while braking than last year's model, which translates into more operation in EV mode.



DRIVE MODE SELECT At the press of a button, this feature alters Sonata Hybrid's steering calibration and engine mapping to match one of three driving modes: ECO for fuel efficiency, NORMAL for balanced performance and SPORT for dynamic steering feel with more immediate engine response.



SONATA PLUG-IN HYBRID LIMITED in Diamond White Pearl

SONATA PLUG-IN HYBRID

THE PLUG-IN HYBRID THAT NEVER FORGETS IT'S A HYUNDAI.

We think car buyers deserve more from their car company. And that's especially true of our first plug-in hybrid. Sonata Plug-in Hybrid has an impressive all-electric range of approximately 27 miles (thanks to an ultra-efficient electric motor and the largest battery system capacity among midsize sedans), along with an eye-popping maximum range estimated at 600 miles.

The all-new Sonata Plug-in Hybrid also has best-in-class passenger and cargo room – space we filled with a wealth of standard features. There's an abundance of technology at your fingertips, including a large 8-inch touchscreen that serves as your command center for an advanced navigation system and the latest generation of Hyundai Blue Link,[®] our award-winning connected car system.¹

There's more safety engineering, too. Blind Spot Detection with Lane Change Assist and Rear Cross-traffic Alert comes standard.² And you'll find plenty of bling onboard, too. Sonata Plug-in Hybrid rolls on stylish, 17-inch Eco-spoke alloy wheels, while an available 9-speaker Infinity[®] premium audio system pumps up the volume. After all, part of being a genuine Hyundai is knowing how to have fun.

¹ Blue Link subscription service agreement required. Features vary by subscription plan. Blue Link service works using CDMA-based cellular networks in the 50 United States. Blue Link service is not available where there is no cellular coverage, particularly in enclosed or remote areas. Service availability may be affected by signal strength, foliage, weather, topographical conditions (mountains) and nearby structures (tall buildings, tunnels) and other factors. For details and system limitations, visit HyundaiBlueLink.com. ² Please refer to pages 8-9 for additional safety information. ³ Remote Vehicle Start is only available for push-button start equipped vehicles with an automatic transmission. Not available on all models. Remote Climate Control available on navigation-equipped models with fully automatic temperature control. Remote Stop is only available while the vehicle is in Remote Start mode. ⁴ Blue Link subscription required. Vehicle needs to be plugged into a 120V or 240V electrical socket. See Owner's Manual for detailed specifications and limitations.



FAST, POWERFUL CHARGING It takes less than 3 hours to recharge the Sonata Plug-in Hybrid with a 240V power outlet. Using a conventional 120V power grid, it takes under 9 hours. Plug in your Sonata when you get home in the evening, and you'll be good to go in the morning. How far? The 9.8 kW lithium-ion polymer battery pack gives you an all-electric range of approximately 27 miles.



REMOTE CONTROL With our Blue Link connected car app, you can do all sorts of fun things. Like start your car and activate the climate controls while standing in your kitchen drinking coffee.³ Or check the charge status of your Sonata Plug-in Hybrid and remotely start/stop charging when it's plugged in.⁴



EXTRA SET OF EYES The Sonata Plug-in Hybrid's standard Blind Spot Detection feature is like having eyes in the back of your head. It senses when there's a vehicle in your side blind zone, and alerts you by flashing a warning icon in your side mirror. It's just one more reason our plug-in hybrid is a smart choice.



NAVIGATE YOUR WAY With its 8-inch touchscreen, the navigation system makes it easy to see not just where you're going, but how it's going. The screen is also the monitor for the Hybrid Technology Display, which shows the mode you're in, the amount of battery life remaining and the projected driving range.



¹ Smart Cruise Control (SCC) is not a collision avoidance or warning device. SCC is for highway use only and should not be used in poor weather, heavy or varying traffic, or on winding or slippery roads. The driver remains responsible to slow or stop the vehicle to avoid a collision. ² Do not rely completely on Blind Spot Detection (BSD) and be sure to use proper lane changing procedures. BSD may not detect every object or vehicle and will not prevent accidents. Never rely exclusively on the Rear Cross-traffic Alert. Always look over your shoulder and use your mirrors to confirm rear clearance. There are limitations to the function, detection, range and clarity of the system. VEHICLE MUST BE IN REVERSE AND HAS TO BE GOING 6 MPH OR LESS. See Owner's Manual for further product details and limitations. ³ The Lane Departure Warning operates above approximately 44 MPH and only when the lane markings are clearly visible on the road. It will not prevent loss of control. Refer to your Owner's Manual for more information. ⁴ Forward Collision Warning is intended to be a supplement to safe driving practices. The system is not designed to detect certain stationary objects such as trees or poles, and may not detect all vehicles under certain conditions. The system does not provide a braking function. The driver is responsible for being attentive and maintaining control of the vehicle, and should not wait for the system's alerts before braking as there may not be sufficient time to brake safely. ⁵ SiriusXM audio and data services each require a subscription sold separately, or as a package, by Sirius XM Radio Inc. The subscription plan you choose will automatically renew and you will be charged according to your chosen payment method at then-current rates. Fees and taxes apply. To cancel you must call Sirius XM at 1-866-635-2349. See SiriusXM Customer Agreement for complete terms at siriusxm.com. All fees and programming subject to change. Sirius, XM and all related marks and logos are trademarks of Sirius XM Radio Inc. ⁶ Blue Link Connected Care includes 1 year of the Blue Link Connected Care Package and requires an active Blue Link subscription. One-year term starts from the new vehicle date of first use and is available for new vehicle purchases and leases based upon terms and conditions on the Blue Link subscription enrollment pages. Only use Blue Link and corresponding devices when it is safe to do so. Cellular and GPS coverage is required. Blue Link is available on most new Hyundai vehicles. Features, specifications, and fees vary by subscription plan and are subject to change. For more on details and limitations, visit Hyundai.com or your authorized Hyundai dealer.

LUXURY AND INNOVATION


WE GAVE OUR NEW HYBRIDS MORE SPACE. SO WE COULD FILL THEM WITH MORE TECHNOLOGY.

The all-new 2016 Sonata Hybrid and Sonata Plug-in Hybrid have best-in-class passenger and cargo volume. It's space our Limited models fill with luxuries like power front seats that are both ventilated and heated, along with plenty of other amenities (like Smart Cruise Control with stop/start)¹ designed to keep you at ease.

Onboard safety technologies include an array of innovations that help drivers avoid accidents in the first place. Features like Blind Spot Detection with Rear Cross-traffic Alert,² Lane Departure Warning,³ Forward Collision Warning, and more.⁴

And even with all of that, we still managed to leave room for an available 9-speaker, 400-Watt Infinity® premium audio system with a subwoofer and external amplifier. Its powerful sound makes the most of SiriusXM® Satellite Radio,⁵ HD Radio™ and Bluetooth® with audio streaming.

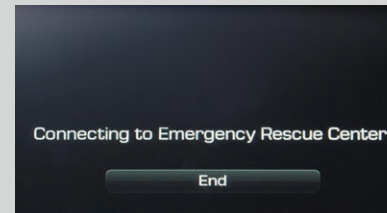
There's even an all-new Blue Pearl option for leather seats that features contrast stitching and trim accents. If that's not the perfect place to bask in the sunlight from the Sonata Hybrid's available panoramic sunroof, we don't know what is.



NAVIGATE YOUR WORLD Sonata Hybrid's available 8-inch multi-media navigation doesn't just map your route. It's the access point to your world. Check the monitor to see what's shown on the rearview camera. Use voice commands to access SiriusXM Satellite Radio or Travel Link® features⁵ like movie times, fuel prices, stocks, sports, traffic and weather.



HIGH BEAM ASSIST Improve your road manners – as well as your nighttime safety – without lifting a finger. Available High Beam Assist automatically switches your headlights from high beams to low beams when an oncoming vehicle is detected by the forward-facing camera.




BLUE LINK CONNECTED CARE Complete with Enhanced 24/7 Roadside Assistance, SOS Emergency Assistance, Monthly Vehicle Health Reports and more, this package is free for your first year of ownership. Other Blue Link packages include remote access and safeguard features. Rest assured, we've got your back.⁶



SMART TRUNK All Sonata Hybrids feature a hands-free smart trunk that's intelligent enough to detect your presence. Stand behind the trunk for 3 seconds with the key fob in your pocket or purse, and it automatically opens to solve your hands-full dilemma.

EXTERIOR COLORS



Diamond White Pearl

Seaport Mist

Pewter Gray Metallic


Eclipse Black

Starlight Silver
(Hybrid only)

Venetian Red Pearl
(Hybrid only)

Graphite Blue Pearl
(Hybrid only)

INTERIOR COLORS



Metalgrain Appearance

Dark Woodgrain Accent

Woodgrain Accent

3D-Tech Appearance

AVAILABLE FEATURES




HID Headlights with
LED Daytime Running Lights



Unique LED Taillights



Panoramic Sunroof (Hybrid only)



Ventilated Front Seats



Heated Steering Wheel

EXTERIOR DIMENSIONS

	Hybrid Plug-in
• Wheelbase	110.4 in
• Overall Length	191.1 in
• Overall Width, excluding mirrors	73.4 in
• Overall Height	57.9 in
• Tread Width, front/rear 16" wheels	63.5/63.8 in
• Tread Width, front/rear 17" wheels	63.1/63.3 in

INTERIOR DIMENSIONS

	Hybrid Plug-in
• Head Room, front/rear	40.4/38.0 in
• Leg Room, front/rear	45.5/35.6 in
• Shoulder Room, front/rear	57.9/56.5 in
• Hip Room, front/rear	55.3/56.1 in
• Cargo Volume	13.3 9.9 cu ft
• Total Interior Volume	119.4 116.0 cu ft

PERFORMANCE / EPA MILEAGE ESTIMATES

	SE	LIMITED
Sonata Hybrid		
• Net Horsepower	193 hp	193 hp
• EPA Mileage Estimates (City/Highway/Comb)	40/44/42 MPG	39/43/41 MPG
Sonata Plug-in Hybrid		
	BASE	LIMITED
• Net Horsepower	202 hp	202 hp
• MPGe Estimates	99 MPGe	99 MPGe
• EPA Mileage Estimates (Combined)	40 MPG	40 MPG
• All-Electric Range	27 miles	27 miles

2016 SONATA HYBRID SE

KEY STANDARD FEATURES

- 193 net hp, 2.0L Nu Gasoline Direct Injection 4-cylinder hybrid engine
- 38 kW, permanent magnet high-power density motor
- 270V, lithium-ion polymer battery system
- 6-speed automatic transmission with SHIFTRONIC®
- Drive Mode Select (Normal, Eco, Sport)
- 16" Eco-spoke alloy wheels
- Rear lip spoiler and LED taillights
- Automatic headlights control
- Hands-free smart trunk with auto-open
- Chrome exterior door handles with welcome light
- Proximity key entry with push-button start
- Heated power side mirrors with turn signal indicators
- 5" color touchscreen audio display
- Rearview camera
- AM/FM/SiriusXM®/CD/MP3 audio system with 6 speakers
- Bluetooth® hands-free phone integration with phonebook transfer and audio streaming
- Blue Link® connected car system (complimentary trial)
- iPhone®/USB auxiliary input jacks
- Electroluminescent gauge cluster with 4.2" color multi-info LCD display
- Tilt-and-telescopic steering wheel with audio, phone and cruise controls
- Premium cloth seating surfaces
- 6-way manually adjustable passenger seat
- Dual zone automatic temperature control
- Power windows with driver auto-down/up
- Solar control glass
- Leatherette interior door panel inserts
- Instrument cluster hood stitching
- Driver blind spot mirror
- 7-airbag safety system with advanced dual front airbags and Occupant Classification System
- Vehicle Stability Management
- Electronic Stability Control and Traction Control System
- Energy-absorbing front seats
- Tire Pressure Monitoring System with individual tire sensors

2016 SONATA HYBRID LIMITED

KEY STANDARD FEATURES

SE Standard Equipment plus:

- + 17" Eco-spoke alloy wheels
- + High Intensity Discharge Xenon headlights
- + Blind Spot Detection with Rear Cross-traffic Alert
- + Woodgrain interior accents
- + Leather seating surfaces
- + Integrated Memory System for power driver seat and side mirrors
- + Ventilated front seats
- + Heated front and rear seats
- + 8-way power driver seat with lumbar support
- + 6-way power adjustable passenger seat
- + 60/40 split fold-down rear seatback
- + Leather-wrapped steering wheel and shift knob
- + Leatherette door panel inserts with stitching
- + Heated steering wheel
- + Manual rear side window sunshades
- + Floor console-mounted rear vents
- + Auto-dimming rearview mirror with compass and HomeLink®
- + Premium door sill plates
- + Front passenger auto-down/up power window

ULTIMATE PACKAGE

Limited Standard Equipment plus:

- + Panoramic tilt-and-slide sunroof
- + Lane Departure Warning
- + Forward Collision Warning
- + Smart Cruise Control with stop/start capability
- + Automatic High Beam Assist
- + Rear parking sensors
- + Electronic Parking Brake with automatic vehicle hold
- + 8" touchscreen navigation system
- + 400-Watt Infinity® premium audio system with 9 speakers and rear subwoofer
- + SiriusXM Travel Link® (complimentary trial)
- + HD Radio™ with multicasting
- + LED interior lights

2016 SONATA PLUG-IN HYBRID

KEY STANDARD FEATURES

- 2.0L Gasoline Direct Injection 4-cylinder hybrid engine
- 50 kW, permanent magnet high-power density motor
- 360V, lithium-ion polymer battery system
- Plug-in charge port
- 6-speed automatic transmission with SHIFTRONIC®
- Drive Mode Select (Normal, Eco)
- 17" Eco-spoke alloy wheels
- Rear lip spoiler and LED taillights
- Automatic headlights control
- Blind Spot Detection with Rear Cross-traffic Alert
- Hands-free smart trunk with auto-open
- Chrome exterior door handles with welcome light
- Proximity key entry with push-button start
- Heated power side mirrors with turn signal indicators
- 8" touchscreen navigation system with rearview camera
- Dimension® premium audio system with subwoofer
- Bluetooth® hands-free phone integration with phonebook transfer and audio streaming
- Blue Link® connected car system with Remote Charge Management (complimentary trials)
- SiriusXM® Satellite Radio and SiriusXM Travel Link® (complimentary trial)
- HD Radio™ with multicasting
- iPhone®/USB auxiliary input jacks
- Electroluminescent gauge cluster with 4.2" color multi-info LCD display
- Tilt-and-telescopic steering wheel with audio, phone and cruise controls
- Leather-wrapped steering wheel and shift knob
- Premium cloth seating surfaces with heated front seats
- 8-way power driver seat with lumbar support
- Dual zone automatic temperature control
- Floor console-mounted rear vents
- Auto-dimming rearview mirror with compass and HomeLink®
- Power windows with front auto-down/up
- Premium door sill plates
- Leatherette interior door panel inserts
- Instrument cluster hood stitching
- Electronic Stability Control and Traction Control System
- 7-airbag safety system with advanced dual front airbags and Occupant Classification System
- Tire Pressure Monitoring System with individual tire sensors

2016 SONATA PLUG-IN HYBRID LIMITED

KEY STANDARD FEATURES

Plug-in Hybrid Standard Equipment plus:

- + High Intensity Discharge Xenon headlights
- + Lane Departure Warning
- + Forward Collision Warning
- + Smart Cruise Control with stop/start capability
- + Automatic High Beam Assist
- + Rear parking sensors
- + Electronic Parking Brake with automatic vehicle hold
- + Woodgrain interior accents
- + Leather seating surfaces
- + Integrated Memory System for power driver seat and side mirrors
- + 6-way power adjustable passenger seat
- + Ventilated front seats
- + Heated steering wheel
- + 400-Watt Infinity® premium audio system with 9 speakers and rear subwoofer
- + Leatherette door panel inserts with stitching

WHEELS



16" Alloy Wheel



17" Alloy Wheel

 HYUNDAI

Assurance

HYUNDAIASSURANCE.COM

Our commitment to Hyundai owners doesn't end with the transfer of keys. Wherever the road takes you, we've got your back with Hyundai Assurance, an umbrella of services and benefits that includes America's Best Warranty, 24/7 Roadside Assistance, innovative safety and car care features...and more.



"As hybrid family sedans go, the new Sonata is now one of the best options out there."

– Edmunds.com, 2016 Hyundai Sonata Hybrid Limited Road Test

HYUNDAI Sonata Hybrid / Sonata Plug-in Hybrid

AMERICA'S BEST WARRANTY

POWERTRAIN LIMITED WARRANTY

10 YEARS 100,000 MILES

NEW VEHICLE LIMITED WARRANTY

5 YEARS 60,000 MILES

ANTI-PERFORATION WARRANTY

7 YEARS UNLIMITED MILES

24/7 ROADSIDE ASSISTANCE

5 YEARS UNLIMITED MILES

HYBRID SYSTEM COMPONENTS

10 YEARS 100,000 MILES

HYBRID BATTERY WARRANTY

LIFETIME

See dealer for LIMITED WARRANTY details. Fuel economy estimated by EPA for comparison only. Mileage may vary. While the information contained in this brochure was correct at the time of printing, specifications and equipment can change. Feature comparisons based on competitor information available at the time of printing. No warranty or guarantee is being extended in this brochure, and Hyundai reserves the right to change product specifications and equipment at any time without incurring obligations. Some vehicles are shown with optional equipment. Specifications apply to U.S. vehicles only. Please contact your Hyundai dealer for current vehicle specifications. As part of Hyundai's commitment to a responsible environment, this brochure was printed using paper certified by the Forest Stewardship Council® FSC® certification helps ensure that the highest social and environmental standards are met in the making of the paper we use, contributing to conservation, responsible management, and community-level benefits for people near the forests.



©2015 HYUNDAI NP020 F2016P