





Camaro

Chevrolet. Building a better way to see the U.S.A.


CAMARO




'72 Camaro Sport Coupe



'72 Camaro Sport Coupe with Rally Sport equipment*



'72 Camaro Sport Coupe with SS equipment



'72 Camaro Sport Coupe with Z28 equipment

*RS package available separately or in combination with SS and Z28 packages.

(The one on the reverse side is the Camaro Sport Coupe.)

Standard Features

New wide-grid grille. Double-panel acoustically engineered roof with built-in headers. Side-guard beam door structure. Front disc brakes. Flush door handles. New 4-spoke sport steering wheel. Cargo-guard luggage compartment bulkhead. Advanced design front suspension with forward-mounted steering linkage. Bias belted ply tires. Precision molded instrument panel. Wide doors.

High-back bucket seats with built-in head restraints, and bucket-styled rear seats. Multi-leaf rear springs. Transverse muffler mounted behind rear axle. Rearview mirror bonded to windshield. High-output Power-Beam single-unit headlights. Full door-glass styling. Magic-Mirror acrylic lacquer finish.

Flush-and-dry rocker panels. Double-panel door and deck lid construction. Flush-mounted windshield and rear window bonded to body. Blended-air heater and defroster system. Front and rear springs that are specifically tailored to match individual models and equipment. Bias-mounted rear shock absorbers. Sealed side-terminal energizer-type battery. Safety wheel rim. Inner front and rear fenders.

Interiors

☐ STANDARD. All-vinyl bucket-seat interior in choice of six colors: black, blue, green, tan, covert or white. Doors and sidewalls are trimmed in matching vinyl panels. New map pockets and change receptacle incorporated in door panel. Floor is covered by deep-twist carpeting.

☐ INTERIOR ACCENT GROUP. Includes simulated wood-grained accents on instrument cluster. Plus, additional instrument cluster lighting and glove compartment light. Available with standard interior only (included in Custom Interior).

☐ CUSTOM INTERIOR. Includes special luxury cloth-and-vinyl seat trim, special vinyl door panels with simulated wood-grain trim and bright accents. Others: glove compartment light, simulated wood-grain accents on instrument cluster, additional instrument cluster lighting, special body and hood insulation and luggage compartment mat. Available in four cloth-and-vinyl bucket-seat choices: black, black/blue, black/green or black/covert.

Available Options

☐ Style Trim Group. Bright moldings on rear pillar and rear edge of hood. Color-accented door handles and accents on parking lights and taillights.

☐ Rally Sport package. Includes roadlight-styled parking lights mounted adjacent to headlights, left and right front bumpers, color-matched resilient grille frame. Hide-A-Way windshield wipers, RS identification and more. Available separately or can be combined with SS or Z28 packages.

☐ SS package. Features 200-hp Turbo-Fire 350 V8. 240-hp Turbo-Jet 396 V8 available. Both with bright air cleaner cover and dual exhaust system. Also included are remote-control sport mirror, Hide-A-Way windshield wipers, F70 x 14 white-lettered tires on 14 x 7 wheels, power brakes, black grille with bright outline, and SS identification.

Turbo Hydra-matic or 4-Speed transmission required with SS. Sport suspension included with 240-hp Turbo-Jet 396 V8.

☐ Z28 package. Includes special 255-hp Turbo-Fire 350 V8, power brakes, black grille with bright outline, special instrumentation, Sport suspension, F60 x 15 white-lettered tires on 15 x 7 wheels with bright lug nuts and trim rings, Positraction, rally striping and Z28 identification. Plus rear bumper guards, remote-controlled left-side sport mirror and right-side sport mirror, heavier duty radiator, bright engine accents and dual exhaust system. Turbo Hydra-matic or 4-Speed transmission required.

☐ Sport mirror (left-hand, remote-control).
☐ Deluxe front and rear bumpers.
☐ Full wheel covers.
☐ Custom wheel covers.

☐ Rally wheels.
☐ AM radio. ☐ AM/FM radio. Both with hidden windshield antenna.

☐ Rear-seat speaker
☐ Air spoilers—front and wrap-around rear design.

☐ Four-Season air conditioning (V8s only).
☐ Sport suspension with ride stabilizers front and rear (V8 models only)

☐ Heavy-duty battery
☐ Heavy-duty radiator.
☐ Center console.

☐ Soft-Ray tinted glass.
☐ Special instrumentation (V8 models only).

☐ Variable-ratio power steering.
☐ New "wet-look" vinyl roof cover.

☐ Power brakes.
☐ Auxiliary lighting.
☐ Hide-A-Way windshield wipers.
☐ Appearance Guard Group includes: door edge guards, color-keyed front and rear floor mats, visor vanity mirror.

☐ Operating Convenience Group. Electric clock and rear-window defroster.

☐ Custom deluxe color-keyed seat and shoulder belts.

☐ Positraction rear axle.
☐ Comfortilt steering wheel.

☐ E78 x 14 bias belted ply white-stripe tires.

☐ F70 x 14 bias belted ply white-stripe or white-lettered tires.

For other Options and Custom Features, see your Chevy dealer.

Power Mates

ENGINES

All Camaro engines have improved exhaust emission control. For 1972, all Camaro engines have been designed to operate efficiently on regular, low-lead or no-lead gasolines. In addition to the lower exhaust emissions attainable with this engine/fuel combination, there are benefits in longer life for your spark plugs, exhaust system and other engine components. If these no-lead, low-lead gasolines are not available, any leaded regular grade gasoline with a research octane number of 91 or higher may be used.

☐ 110-hp Turbo-Thrift 250 Six, *standard*. Single-barrel carburetor, compression ratio—8.5:1.

☐ 130-hp Turbo-Fire 307 V8, *standard*. Two-barrel carburetor, compression ratio—8.5:1.

☐ 165-hp Turbo-Fire 350 V8, *available*. Two-barrel carburetor, compression ratio—8.5:1.

☐ 200-hp Turbo-Fire 350 V8, *included with SS*. Four-barrel carburetor, compression ratio—8.5:1.

☐ 255-hp Turbo-Fire 350 V8, *included with Z28*. Four-barrel carburetor, compression ratio—9.0:1.

☐ 240-hp Turbo-Jet 396 V8, *available SS only*. Four-barrel carburetor, compression ratio—8.5:1.

TRANSMISSIONS

☐ 3-SPEED manual, *standard*. Fully synchronized. Floor-mounted shift lever.

☐ 4-SPEED manual. Fully synchronized. Floor-mounted shift lever.

☐ POWERGLIDE 2-range automatic. Column-mounted lever, or floor-mounted lever when ordered with console.

☐ TURBO HYDRA-MATIC. Column-mounted lever or floor-mounted lever when ordered with console. Can be manually shifted through three forward ranges, or left in Drive for automatic shifting.

Engines	SAE net hp†	3-Speed	4-Speed	Powerglide	Turbo Hydra-matic
Turbo-Thrift 250 Six*	110	*			
Turbo-Fire 307 V8*†	130	*			
Turbo-Fire 350 V8	165	**			
Turbo-Fire 350 V8 (SS only)	200				
Turbo-Fire Special 350 V8 (Z28 only)	255				
Turbo-Jet 396 V8† (SS only)	240				

*Standard. †Not available in California.

**This power team available only with California emissions system.

†Net horsepower ratings, in accordance with Society of Automotive Engineers standards, represent the power output of engines as installed in the automobiles.

Reassurance Features

OCCUPANT PROTECTION

• Seat belts with pushbutton buckles for all passenger positions • Shoulder belts with pushbutton buckles—driver and right front passenger • Two front seat head restraints • Energy-absorbing steering column • Passenger-guard door locks with forward mounted lock buttons • Safety door latches and hinges • Folding seat back latches • Energy-absorbing padded instrument panel and front seat back tops • Thick-laminate windshield • Padded sun visors • Safety armrests • Safety steering wheel • Cargo guard luggage compartment • Side-guard beams • Contoured full-roof inner panel

ACCIDENT PREVENTION

• Side marker lights and reflectors (front side marker lights flash with direction signal) • Parking lights that illuminate with headlights • Four-way hazard warning flasher • Backup lights • Lane change feature in direction signal control • Windshield defroster, washers and dual-

speed wipers • Wide-view inside day/night mirror (vinyl-edged, shatter-resistant glass and deflecting support) • Outside rearview mirror • Dual master cylinder brake system with warning light • Starter safety switch • Dual-action safety hood latches

ANTI-THEFT

• Anti-theft ignition key warning buzzer • Anti-theft steering column lock

Colors

Fifteen Magic-Mirror acrylic lacquer finishes.

• Mulsanne Blue • Ascot Blue • Midnight Bronze • Golden Brown • Mohave Gold • Placer Gold • Gulf Green • Sequoia Green • Spring Green • Orange Flame • Cranberry Red • Pewter Silver • Covert Tan • Antique White • Cream Yellow.

Two-tone combinations are not available on the 1972 Camaro.

Vinyl roof cover is available in choice of black or white with any exterior color, or green, tan or covert, depending on exterior color selected.

Facts and Figures

Wheelbase 108"
Length 188" Width 74.4"
Height, loaded 49.1"
Tread: front 61.3"; rear 60.0"
Tire Sizes: E78 x 14 for all models except SS and Z28; white-lettered F70 x 14 for SS; white-lettered F60 x 15 for Z28.
Fuel tank rated capacity 18 gals.

Chevrolet

Building a better way to see the U.S.A.

All illustrations and specifications contained in this literature are based on the latest product information available at the time of publication approval. The right is reserved to make changes at any time without notice in prices, colors, materials, equipment, specifications and models, and to discontinue models. Chevrolet Motor Division, General Motors Corporation, Detroit, Michigan 48202. Litho in U.S.A.

September, 1971

1620C

