

# 1973 WAGONS

Building a better way to see the U.S.A.



CHEVROLET/CHEVELLE/VEGA/SUBURBAN/BLAZER/SPORTVAN

**Chevrolet**



**The 1973 Chevrolet wagons.** A choice. That's what you want when you shop for a station wagon. Because there are almost as many reasons for buying a wagon as there are people to buy them.

Choice is what our 1973 Chevrolet wagons are all about. No one builds more different kinds of wagons. Six to be exact, with maximum seating capacities available for four to twelve people. So, whether you have a family that's small, growing or large, we have seats for you all.

Wagons are for carrying things, too. Heavy, bulky items. Long cargo, like pipes or surfboards. We have the large cubic capacity and the long load areas for all this.

And if you trailer a lot, we have wagons that will haul up to 6,000 pounds. (Some of our wagons even have tailgates that let you unload without unhitching.) Whatever you need a wagon for, whatever kind of driving you do, there's a 1973 Chevrolet wagon for you.

There are our luxury-size Chevrolet wagons, headed by the beautiful new Caprice Estate, along with the Impala and Bel Air.

Next come our all-new Chevelle wagons, redesigned to give you an exceptionally smooth and quiet ride.

There's a sporty little Vega Kammback that seats four and handles like it looks: beautifully.

We even have three wagons tough as trucks. Suburban, Sportvan and Blazer all are built on truck chassis.

A choice. That's what our 1973 wagons are all about.

At right: Chevrolet Caprice Estate.  
Front cover: clockwise from 12 o'clock.  
Blazer, Vega Kammback, Chevelle  
Laguna Estate, Chevrolet Caprice  
Estate, Suburban, Sportvan.

Many Options and Custom Features are available for all Chevrolet wagons. Some are illustrated or described in this catalog.  
Copyright 1972, Chevrolet Motor Division, General Motors Corporation.



**Full-size Chevrolet wagon: the room, the ride and the Glide-Away tailgate.** Everything you've always wanted in a car, in a wagon. Caprice Estate, Impala, Bel Air all have V8 power, Turbo Hydra-matic automatic transmission, power steering, power disc/drum brakes and power tailgate window as standard equipment. There's up to 106.4 cubic feet of

cargo space in both the 2- and 3-seat models. And it's easy to get to, thanks to our Glide-Away tailgate. (More about that later.) Ride and handling? You wouldn't believe you're in a wagon. New more durable rubber mounts for front stabilizer bar and front shock absorbers; independent front coil springs and long rear leaf springs;

computer-selected springs—all contribute to a wagon ride that is dramatically smooth, handling that is responsive. **The Caprice Estate Wagon.** Distinctive from every angle. It has its own very special grille featuring prominent vertical bars with bright accents, and special Caprice front panel crest. Translucent wood-

grain vinyl exterior panels that let the body color show through. Full wheel covers. Individually framed headlights. Bright moldings. Inside, there is added lighting, including ash tray, courtesy and glove compartment lights. An electric clock. Color-keyed deep-twist carpeting. Everything you'd expect in the top of our luxury-size wagon line.



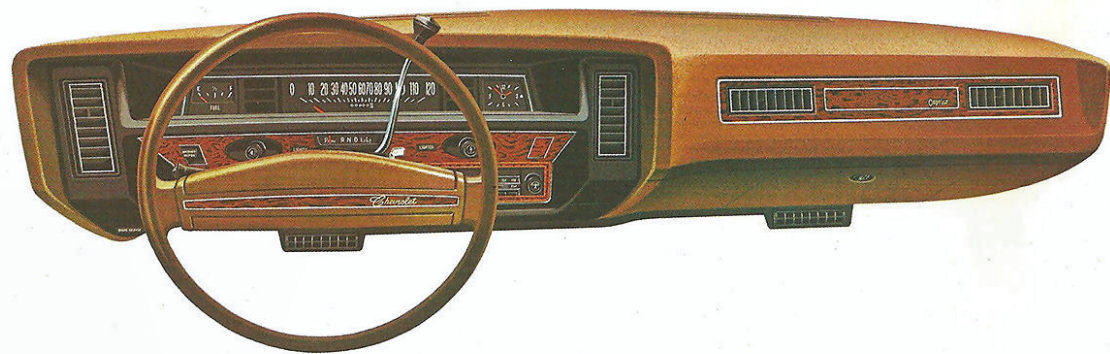


## IMPALA & BELAIR


**Impala Wagon (foreground).** Like all our big wagons, Impala has a new look, highlighted by a wider grille, and a new front bumper with built-in parking lights.

Impala's grille is a silver-accented grid-pattern. Bright body side, sill and roof drip moldings further highlight Impala as a wagon to be looked at.

**Bel Air Wagon.** The lowest priced of our "big three." Includes Glide-Away tailgate that lets you unload with a trailer attached, plus the room you expect from the "big three."



**Caprice Estate instrument panel.** Its new soft rim steering wheel has cushioned center and is color-keyed with distinctive Caprice Estate trim accents.




**Standard Caprice Estate interior.** Five all-vinyl color choices, beautifully tough and practical: black, green,

neutral, blue or saddle. Cargo area sidewalls are color-keyed textured vinyl. Plus luxurious deep-twist floor carpeting.

Caprice emblems add a distinctive touch to the plush surroundings. All in all, a wagon you'll feel good in.



**Impala interior.** Rich all-vinyl in your choice of black, neutral, blue, green or saddle. Cargo area sidewalls are color-keyed textured finish. Underfoot, deep-twist carpeting. Impala, much comfort, much beauty.



**Bel Air interior.** All-vinyl in your choice of neutral or saddle. Deep-twist floor carpeting. Cargo area sidewalls are color-keyed textured finish.



## Caprice Estate, Impala and Bel Air wagon standard features.

### 1. New improved front bumper system.

A new front bumper with twin hydraulic cylinders that retracts on minor impact and hydraulically cushions the shock.

**2. Hidden stowage compartment.** It's concealed under the cargo floor. Great place to put valuables out of sight. Includes a mat on Caprice models and Impala and Bel Air 3-seat models.

### 3. Turbo Hydra-matic transmission.

Goes through three speed ranges, smoothly and automatically. Selects the proper overall ratio for whatever speed you're driving.

**4. Forward facing third seat.** Lets kids stretch their legs and allows for improved visibility. Standard on all of our big Chevrolet 3-seat wagons.

**5. Inside hood release.** There's added security with the latch release inside.

### 6. Front switch for tailgate power window.

No need to get out to open or close the tailgate window. That's why we put a power switch inside and up front in addition to the one at the tailgate.

**7. Side-guard door beams.** Steel guard rails are welded inside every door for your added protection.

**8. Fenders inside fenders.** Tough inner fenders at all four wheels help defend against rust and corrosion.

**9. Double-panel roof structure.** Two layers of steel overhead for strength and quiet. Acoustically engineered perforations in the inner roof panel help deaden sound much like ceiling tile.

**10. Load space.** Large enough to lay flat a 4' by 8' plywood sheet with the rear seats down. Total cargo volume: 106.4 cubic feet.

**11. Split second seat.** Allows plenty of room for passengers and long cargo

plus easy access to the third seat.

**12. Sealed side-terminal Delco Energizer battery.** Helps stop power-robbing battery terminal corrosion. The Delco Eye in the filler cap glows to indicate when water is needed.

**13. Rear end aerodynamics.** The aerodynamic shape of the roof helps keep the rear window clean without using an air deflector.

### Mechanical features.

Engines: Turbo-Fire 350-2 V8 with 2-barrel carburetor on Impala and Bel Air wagons only. Turbo-Fire 400-2 V8 with 2-barrel carburetor standard on Caprice Estate, available on Impala and Bel Air. Available engine: Turbo-Jet 454-4 V8 with 4-barrel carburetor, large single exhaust system.

Transmission: Turbo Hydra-matic.

Brakes: Power disc/drum system with ventilated front discs and large 12" finned rear drums. Dual master

cylinder brake system with warning light and corrosion-resistant brake lines. Self-adjusting brakes.

Steering: Variable-ratio power steering.

Suspension: Front suspension features a new wear indicator that permits a visual check of ball joint condition. Computer-selected coil springs in front and leaf springs at rear are matched to wagon's weight. New more durable rubber mounts for front stabilizer bar and front shocks.

Others: Wide 15" by 6" wheels with large bolt circle. Bias belted ply tires. Advanced body mounting system.

**Interior comfort features.** Molded full-foam seat construction • Refined flow-through power ventilation system • Acoustically engineered double-panel roof to help quiet road noises • Built-in blended-air heater and defroster system • Front and rear armrests.

**Interior convenience features.** Wide

12" day-night rearview mirror • Glove compartment light • Cigarette lighter • Electric clock standard on Caprice Estate, available on Impala and Bel Air • Foot-operated parking brake • Color-coded control panel for heater or available air conditioning • Forward-mounted front door lock buttons.

**Exterior styling features.** New front styling with wider grille, new hood header panel, plus new front bumper with built-in parking lights and center license plate mounting • Translucent wood-grain vinyl exterior panels for Caprice Estate let body color show through, color keys panels to rest of wagon • Distinctive roof styling with raised rear section • Flush-style door handles • Full door-glass styling • Recessed dual headlights • Hide-A-Way windshield wipers • Single-unit taillights • Hide-A-Way antenna in windshield (with factory-installed radio) • Sixteen colors to choose from, 14 new.









**Durability features.** Double-panel steel roof • Body by Fisher quality • Side-guard door beams • Long-life aluminized exhaust system • Open body sill construction to help prevent rust • Double-panel door, hood and tailgate construction • Magic-Mirror acrylic lacquer finish.

### Interior dimensions and capacities.

Floor length—front seat to tailgate (closed)	100.5"
Width between wheel houses	48.8"
Tailgate loading height (2-seat)	23.7"
Tailgate opening height	29.5"
Tailgate opening width at floor	48.8"
Total cargo volume (cu. ft.)	106.4
Fuel tank capacity (gallons)	22

### Exterior dimensions.

Wheelbase	125"
Length (overall)	226.8"
Width (overall)	79.5"
Height (loaded)	58.3"
	57.5"
Tread (front)	64.1"
Tread (rear)	64.0"







Turn the key one notch, the window disappears.



Turn key another notch, gate slides down out of sight with gentle push.



### The story of the Glide-Away tailgate.

There's one big problem with tailgates. Whether they swing down or sideways, they often get in the way.

Our engineers whipped this problem by designing a tailgate that disappears. Nothing sticks out to get in your way. You can even load or unload in a closed garage. Or with a trailer attached.

Here's how it works. To lower the tailgate, turn your key to the right. The power window slides up and into the roof. A farther turn to the right and the gate releases down and slides under the floor with a gentle push.

To raise the tailgate, just pull it up. It's easy because it's counterbalanced. (And you can't pinch your fingers between the gate and glass because the window won't close unless the tailgate is up all the way.) Now turn the key to the left and the window slides down.

You can even dispense with the slight push and pull by ordering the available power tailgate. It raises and lowers automatically at the turn of the key.

The Glide-Away also is a simple mechanism. It works on the same principle as a sash window, with very few moving parts. So few that it weighs about 50 pounds less than our previous two-way tailgate design.

### Power teams.

Engines	SAE net hp*	Turbo Hydra-matic
Turbo-Fire 350-2 V8	145 (1)	Std.
Turbo-Fire 400-2 V8	150 (2)	Std.
Turbo-Jet 454-4 V8	215 (3)	Std.

(1) Not available on Caprice Estate models. (2) Standard on Caprice Estate models. Available on Impala and Bel Air. (3) Available on all models.

All 1973 Chevrolet engines are equipped with advanced exhaust emission control systems, and are designed to operate efficiently on all regular grade gasolines including low-lead or no-lead. In addition to the lower exhaust emissions attainable, there are benefits in longer life for your spark plugs, exhaust system and other engine components. If these no-lead, low-lead gasolines are not available, any leaded regular grade gasoline with a research octane number of 91 or higher may be used.

\*Net horsepower ratings, in accordance with Society of Automotive Engineers standards, represent the power output of engines as installed in the wagon.

No need to unhitch to unload.



### Caprice Estate, Impala and wagon available features.

Pictured here are some of the features you can order for your big Chevrolet wagon. There are many others that your Chevrolet dealer can tell you about.

**1. Comfortilt steering wheel.** Six angles of adjustment, six ways to get comfortable. Makes getting in and out a lot easier.

**2. Power windows.** Let you raise or lower all door windows from the driver's master control panel. Passengers can operate their own windows individually. (Not available on Bel Air.)

**3. AM/FM Stereo radio.** Seven-diode 12-transistor and solid state, with pushbutton selection. There's also a regular AM or AM/FM available. Every factory-installed radio has the antenna hidden in the windshield.

**4. Comfortron air conditioning.** The comfort of air conditioning combined with automatic climate control. Set a dial one time and a thermostatically controlled sensor maintains the temperature range you want year-round.

**5. Deluxe bumpers and bumper guards.** Front and rear bumpers. A luxury look and protection, too. A special impact strip lessens bumper nicks. Separate available bumper guards add further protection.

**6. Rear window defogger.** Push a button and the system blows air across that foggy window in back, helps clear it.

**7. Power door locks.** One button on driver's door locks and unlocks all doors instantly. Individual controls for each door. Added convenience and security.

**8. Luggage carrier.** Practical and good looking. Built to handle just about as much luggage as you want to carry.

### Other available features.

- Color-keyed floor mats • Left-hand remote-control outside rearview mirror
- Power tailgate • 6-way power seat (not available on Bel Air)
- Four-Season air conditioning
- Removable load floor carpet
- Soft-Ray tinted glass • AM radio
- AM/FM radio • Stereo tape system with AM radio • Stereo tape system with AM/FM Stereo radio • Rear seat speaker • Cruise-Master speed control
- Vinyl roof cover • Special front and rear suspension • Heavy-duty brakes
- Heavy-duty battery • Superlift rear shock absorbers • Wire wheel covers • Body side molding with resilient vinyl insert (not available on Caprice Estate) • Trailer wiring harness
- Hand spotlight • Ventshades

Availability of these items often depends on model and other equipment selected. Your Chevrolet dealer can answer any questions concerning availability of specific items.







## LAGUNA ESTATE & LAGUNA

**Chevelle wagons: brand new, all with a hatchback tailgate.** Laguna Estate, Laguna, Malibu Estate, Malibu and Deluxe models. New from roof to road, bumper to bumper.

Our 1973 Chevelle wagons ride better than ever. A new wide stance

chassis, wider front and rear tread, large H78 x 14 tires and 6-inch-wide wheels help them ride steadier, handle confidently.

They're smooth and quiet, too, with a new cushioning system and precision tuning of the front and rear suspension.

A redesigned Full Coil suspension system with rubber insulation at key points soaks up road shocks and vibration.

For 1973, all Chevelle wagons feature a new counterbalanced tailgate that swings up and out of the way, even with a trailer hitched on.



**Laguna Estate Wagon.** Our most luxurious Chevelle wagon. Silver-accented grid-pattern grille with dual horizontal center bars provide a distinctive new look. So do a new resilient, urethane-coated front bumper system, bright grille outline

molding and hood rear edge molding. Laguna Estate features wood-grained vinyl body side and tailgate panels. Full wheel covers are standard. So is a resilient bumper impact strip.

**Laguna Wagon.** The other handsome Laguna. Silver-accented grid-pattern

grille with dual horizontal center bars. Built-in parking lights. Resilient urethane front end and resilient bumper impact strip. New hood rear edge molding, plus lower body molding and full wheel covers add to the Laguna's distinctive new look.






**Laguna Estate interior.** Five luxurious vinyl choices in blue, red, green, neutral and black. Door and sidewall

vinyl panels complement seat trim. Floor covering is color-keyed carpeting. Molded full foam seat construction.

Soft-rim steering wheel and column color-keyed with interiors, plus other Estate touches.



**Laguna Estate instrument panel.** A whole new look, set off by a soft rim steering wheel and column color-keyed to the interiors.


# MALIBU ESTATE, MALIBU & DELUXE



**Chevelle Malibu Estate Wagon.** A beauty, featuring wood-grained vinyl body side and tailgate panels. Up front there's a silver-accented grid-pattern grille with bright outline molding, plus hood rear edge molding.

**Chevelle Malibu Wagon.** (Above right.) Striking is the word: Grid-pattern grille; parking lights built into the bumper; bright grille outline molding; lower body molding; black-finished body sill and bright hub caps.

**Chevelle Deluxe Wagon.** (Above rear.) The lowest-priced Chevelle wagon. Grid-pattern grille with bright outline molding, hood rear edge molding and a black-finished body sill make the Deluxe look great.



**Malibu Estate and Malibu interiors.** All-vinyl Malibu Estate and Malibu interiors are available in five color choices: blue, black, neutral, green or saddle. Door and sidewall panels complement seat trim. Color-keyed deep-twist carpeting. New molded full foam seat construction.



**Deluxe interior.** Deluxe wagons offer two all-vinyl interior choices: black or saddle. Doors are trimmed in matching vinyl; cargo area sidewalls are vinyl-coated metal. New molded full foam seat construction. Floor covering is color-keyed vinyl-coated rubber.



## Chevelle wagon standard features.

**1. Inner fenders.** We put an inner fender under each outer fender to protect against rust and corrosion.

**2. Side-guard door beams.** Corrugated steel beams built into every door for added strength and protection against side impact.

**3. New swing-out rear quarter windows.** On all our 3-seat Chevilles. Not only an added styling touch, but added ventilation for third seat occupants. (Available on 2-seat models.)

**4. Deep-twist carpeting.** Thick, luxurious, color-keyed carpeting in all models except Deluxe. You wouldn't mind having it in your living room.

**5. New improved front bumper system.** Standard on all '73 Malibu and Deluxe wagons. System features twin hydraulic cylinders that allow bumper to retract on minor impact and cushion the shock. (Shown with available deluxe bumpers.)

**6. Laguna Estate and Laguna front end.**

This distinctively styled front end nose cone is entirely covered by a resilient, rubber-like material called urethane which resists dents and dings. On minor impact the urethane nose cone, backed up by a shock-absorbing system, deflects and rebounds.

**7. New hatchback tailgate with fixed window.** Counterbalanced so it's easy to lift. The tailgate swings up and out of the way to make loading and unloading easy, even with a trailer hitched on. For security's sake, a "door ajar" warning light on the instrument panel lets you know if the tailpipe is not latched.

**8. Inside hood release.** Convenient. Just pull the inside lever to release the latch. A practical security feature.

**9. Power disc/drum brakes.** Fade-resistant discs up front. Self-adjusting. Every time you back up and stop, your rear drum brakes adjust themselves.

**10. New double-panel roof.** Features acoustically engineered inner panel that

helps cut down annoying road noises. Makes for a stronger roof.

## Mechanical features.

Engines: Turbo-Fire 350-2 V8 with 2-barrel carburetor, standard on Laguna Estate and Laguna, available on all other models. Turbo-Fire 307 V8 with 2-barrel carburetor, standard on Malibu Estate, Malibu, Deluxe. Turbo-Thrift 250 Six with single carburetor (Deluxe 2-seat wagon only). Other available engines include a Turbo-Fire 350-4 V8 4-barrel with dual exhaust and a Turbo-Jet 454-4 V8 4-barrel with dual exhaust.

Transmissions: 3-Speed and available Turbo Hydra-matic.

Brakes: Power disc/drum brakes standard on all models. New larger 11" x 2" drum-type rear brakes.

Suspension: Redesigned Full Coil suspension system with sturdy front and rear components, new shock absorbers and control arm bushings for improved ride control. A new front suspension coupled with highly tuned suspension

system contributes to an unusually smooth ride and exceptional roadability.

Others: New 6" wide wheels, wide tread front and rear, new larger H78 by 14 tires. Delco Energizer battery.

**Interior comfort features.** New molded full foam seat construction, front and rear, for added comfort • Front and rear armrests • Acoustically engineered inner roof panel.

**Interior convenience features.** New flow-through power ventilation system. Pulls in outside air with the windows closed and replaces inside air even when car is stopped. In winter it limits the flow of chilly outside air getting into the car until the engine warms up.

• Hidden stowage compartment • New power tailgate release switch control on instrument panel is standard on all 3-seat models, available for 2-seat Chevilles • Wide 12" day-night inside rearview mirror • Foot-operated parking

brake • Forward-mounted front door lock buttons • Glove compartment light (standard on all models except Deluxe) • Cigarette lighter • Built-in blended-air heater and defroster system • Color-coded control panel for heater.

**Exterior styling features.** New wider grid-pattern grille, new high-mounted Power Beam single-unit headlights with parking lights built into bumper on Malibu Estate, Malibu and Deluxe. • New roof styling on all models plus swing-out rear quarter windows on 3-seat models • Full door-glass styling • New rear end look with hatchback tailgate and rear bumper with built-in dual-unit taillights • Hide-A-Way windshield wipers • Hide-A-Way antenna in windshield (with factory installed radio) • New thin-pillar windshield styling • New flush-styled lift-type outside door handles • Choice of 16 exterior colors, 15 new.

**Durability features.** New body sills with openings for improved corrosion resistance • Double-panel door, hood,







roof and tailgate construction • Magic-Mirror acrylic lacquer finish • Body by Fisher quality • Long-life aluminized exhaust system.

## Interior dimensions and capacities.



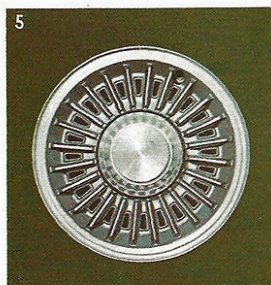



Floor length—front seat to tailgate (closed)	90.2"
Width between wheelhouses	44.5"
Tailgate loading height	21.5"
Tailgate opening height	27.4"
Total cargo volume (cu. ft.)	85.0

## Exterior dimensions.

Wheelbase	116"
Length (overall)	213.4"
Width (overall)	76.6"
Height (loaded)	55.2"
Tread (front)	61.5"
Tread (rear)	60.7"
Fuel tank capacity (gallons)	22







## Chevelle wagon available features.

**1. Power tailgate release.** A switch on the instrument panel lets you unlock the tailgate from the driver's seat. A safety interlock prevents accidental opening of the tailgate while the vehicle is in motion. (Standard on 3-seat Chevelle wagons, available on 2-seat models.)

**2. Comfortilt steering wheel.** Six different positions to be comfortable while driving.

**3. Luggage carrier.** Adds to wagon appearance and provides added luggage space.

**4. SS equipment.** A special touch for our Malibu wagon. Package includes a black finished grille with SS emblem, left-hand remote control and right-hand manual sport mirrors; SS emblems on fenders, door trim, steering wheel and tailgate; bright roof drip molding; lower body and wheel opening striping keyed to body color; special instrument cluster; special rear stabilizer; and Turbine I wheels (14" x 7").

**5. Turbine I wheels.** They can add a lot of good looks. Included with SS equipment.

**6. Turbo Hydra-matic automatic transmission.** Shifts smoothly through three speed ranges and automatically selects the best overall ratio for your speed. Select gears manually if you wish.

**7. Power door locks.** One button on driver's door locks and unlocks all doors instantly. Individual controls for each door.

**8. Power windows.** New for Chevelle this year. Lets driver raise or lower all the door windows or passengers can operate their own windows individually. (Not available on Deluxe wagons.)

**9. Four-Season air conditioning.** Reduces heat and humidity, dirt and pollen. (V8 models only.)

**Other available features.** Deluxe bumpers, front and rear, with resilient impact strip (standard on Laguna Estate and Laguna) • Bumper guards • Door edge guards (bright) • Electric clock • Rear window defogger • Power steering (variable ratio) • Power seat—6-way control (not available on Deluxe) • Exterior Decor equipment (not available with Laguna Estate, Laguna, Malibu Estate or SS) • Air deflector, rear window • Soft-Ray tinted glass • Full wheel covers or wire wheel covers (not available with SS) • AM radio • AM/FM radio • AM/FM Stereo radio • Stereo tape system with AM radio and AM/FM Stereo radio • Rear seat speaker • Hand spotlight.

Availability of these items often depends on model and other equipment selected. Your Chevrolet dealer can answer any questions concerning availability of specific items as well as show you a complete list of all Chevelle wagon extras.

## Power teams.

Engines	SAE net hp **	3-Speed	Turbo Hydra-matic
Turbo-Thrift 250 Six (1)	100	Std.	•
Turbo-Fire 307 V8 (2)	115	Std.	•
Turbo-Fire 350-2 V8 (3)	145	Std. (5)	•
Turbo-Fire 350-4 V8 (4)	175	—	•
Turbo-Jet 454-4 V8 (4)	245	—	•

Available: (1) Deluxe 2-seat wagon only. (2) Malibu Estate, Malibu and Deluxe wagons only. (3) Standard on Laguna Estate and Laguna. Available on other V8 models. (4) Available on all models. (5) Laguna Estate and Laguna only. \*\*Net horsepower ratings, in accordance with Society of Automotive Engineers standards, represent the power output of engines as installed in the wagon. All 1973 Chevelle engines are equipped with advanced exhaust emission control systems, and are designed to operate efficiently on all regular grade gasolines including low-lead or no-lead. In addition to the lower exhaust emissions attainable, there are benefits in longer life for your spark plugs, exhaust system and other engine components. If these no-lead, low-lead gasolines are not available, any leaded regular grade gasoline with a research octane number of 91 or higher may be used.

## Chevrolet and Chevelle trailering.

Trailering is a big thing with Chevrolet and Chevelle wagons. Both can haul up to 6,000 pounds. Here are just some of the items available for trailerers. See your Chevrolet dealer for the full story.

**1. Turbo-Jet 454-4 V8.** Our biggest engine, the kind of working horses you need over the long hauls.

**2. Heavy-duty generator.** Our higher output Delcotron generator increases electrical output for heavy loading.

**3. Equalizer hitch platform.** Specifically designed for Chevrolet and Chevelle. Easy to install and easy to remove because it's bolted on.

**4. Heavy-duty battery.** For added electrical power reserve.

**5. Superlift rear shock absorbers.** Help keep your wagon level for light-duty trailering with ball frame hitch.

**6. Cruise-Master control.** Set your speed and forget it. Rest your accelerator foot. Constant speed is maintained. Releases automatically when you depress brake pedal.

**7. Heavy-duty radiator.** Big loads develop big heat. The heavy-duty radiator is built to provide the greater cooling capacity needed.

**8. Coolant recovery system.** Catches and holds coolant passed under pressure from radiator through overflow tube. Keeps air out of cooling system to reduce rust and scale buildup. Provides easy visual check of coolant level.

## Other trailering items available.

**Trailering axle ratios.** The right numerical ratio axle for the load you're hauling.









**Heavy-duty brakes.** Available for all big wagon models with trailering axle ratio. Included when Turbo-Jet 454-4 V8 is ordered.

**Trailer wiring harness.** Gives you leads for trailer taillights, license light, stop and directional signals, electric brakes.

**Trailering mirrors.** Big 5" x 8" mirrors with a big view of the road behind the trailer.

**Ball frame hitch.** For light loads—up to 2,000 lbs—this easy-to-install special hitch is all you need.

For the complete story on Chevrolet trailering, ask your dealer for the 1973 Chevrolet Trailering Guide.







## VEGA

**Vega Kammback.** Our little wagon that does everything well. We call it a Kammback because it uses aerodynamic principles first devised by an engineer named Kamm. What this means is, though the Vega Kammback has the configuration of a wagon, it hugs the road, taking turns nice and flat, steering and stopping smoothly.

Vega seats just four people. But it has as much room per passenger as many big wagons. The second seat folds down to make room for more than 50 cubic feet of cargo. And the big canopy tailgate swings up and out of the way, makes that cargo space exceptionally easy to get to.

Luxury touches include full-foam front bucket seats, rich carpeting throughout, power ventilation system and much more.

Among the long list of features you can order are Four-Season air

conditioning and a GT package that includes a host of items to enhance Vega's appearance, comfort and handling.

### Vega Kammback interior dimensions and capacities.

Floor length—front seat to liftgate	67.4"
Width between wheelhouses	42.6"
Height—floor to roof (max.)	28.9"
Liftgate loading height	22.8"
Liftgate opening height	26.1"
Liftgate opening width at belt	47.4"
Total cargo volume (cu. ft.)	50.2

### Exterior dimensions.

Wheelbase	97.0"
Length (overall)	172.2"
Width (overall)	65.4"
Height (loaded)	52.0"
Tread (front)	55.2"
Tread (rear)	54.1"
Weight (curb) 3-speed	2376 lbs.



## SUBURBAN, SPORTVAN & BLAZER

**Suburban.** Built like a truck, rides like a car. Don't let its tough truck chassis fool you. Now Suburban has more wagon conveniences and comfort than ever before.

For example, Suburban now has four side doors. So it's easier to get people and cargo in and out. And there's a wagon-type tailgate available with a crankdown rear window. Or you can order a power-operated rear window, if you wish.

The ride is smooth and quiet. One reason is an added 2½ inches of wheelbase, now a lengthy 129½ inches.

Seating is available for up to a total of nine. Fold down the second seat and remove the third one for up to 144 cu. ft. of cargo space. With a carrying capacity of up to 3,325 lbs., Suburban can haul more than half again as much as most wagons.

And trailerists take note. Suburban

can be equipped to tow trailers as heavy as 7,000 lbs.

**Sportvan.** Carries more people, more cargo than any other wagon we make. If your wagon needs are big, this is the one for you. There are Sportvan models that can accommodate up to a total of 12 people with available seats. Or carry as much as 296 cu. ft. of cargo with seats removed.

For easy ins and outs, a triple-track sliding side door is standard. It requires just 4½ inches of clearance, lets you pull up close to your unloading point.

You can order engines as big as a 350-cu.-in. V8. For stopping, power front disc/rear drum brakes are standard.

Added convenience and comfort are on tap, too. You may order Turbo Hydra-matic transmission, power steering, AM radio and lots more.

**Blazer.** It's for going anywhere. You start by ordering the tough plastic hardtop. This year it includes a wagon-type tailgate with crankdown window.

Blazer always was known for roominess. And for 1973, there are substantial increases in leg room, head room and shoulder room.

The 2-wheel-drive model has a whole new suspension system—rubber-bushed Girder Beam front suspension and new 2-stage rear leaf springs. Smooth and tough.

And when you order 4-wheel drive with V8 and Turbo Hydra-matic, you get full-time 4-wheel drive. No need for free-wheeling hubs. You get improved traction and handling at all times.

On the road or off the road, Blazer is one tough wagon, built to take on just about any trip you want to take on.





Caprice Estate Wagon



Laguna Estate Wagon

Use this handy check list of available Chevrolet, Chevelle and Vega Kammback wagon features to build your new wagon to suit your own personal taste.

### Chevrolet Caprice Estate, Impala and Bel Air.

#### Engines

- ☐ Turbo-Fire 350-2 V8 (Impala, Bel Air only)
- ☐ Turbo-Fire 400-2 V8 (Std. on Caprice Estate)
- ☐ Turbo-Jet 454-4 V8 (available engine, all big wagons)

#### Colors

- ☐ Beige
- ☐ Tuxedo Black
- ☐ Light Blue Metallic
- ☐ Dark Blue Metallic
- ☐ Midnight Blue Metallic
- ☐ Dark Brown Metallic
- ☐ Chamois
- ☐ Light Copper Metallic
- ☐ Green-Gold Metallic
- ☐ Light Green Metallic
- ☐ Dark Green Metallic
- ☐ Midnight Green
- ☐ Dark Red Metallic
- ☐ Silver Metallic
- ☐ Taupe Metallic
- ☐ Antique White

#### Popular extras

- ☐ Comfortilt steering wheel
- ☐ Power windows
- ☐ AM/FM Stereo radio
- ☐ Air conditioning (Comfortron or Four-Season)
- ☐ Power tailgate
- ☐ Rear window defogger
- ☐ Power door lock system
- ☐ Cruise-Master speed control
- ☐ Deluxe bumpers, front and rear
- ☐ Soft-Ray tinted glass
- ☐ Vinyl roof cover
- ☐ Trailer wiring harness

### Chevelle Laguna Estate, Laguna, Malibu Estate, Malibu, Deluxe.

#### Engines

- ☐ Turbo-Thrift 250 Six (Deluxe 2-seat wagon only)
- ☐ Turbo-Fire 307 V8 (Malibu Estate, Malibu, Deluxe)

- ☐ Turbo-Fire 350-2 V8 (Std. on Laguna Estate and Laguna)
- ☐ Turbo-Fire 350-4 V8 (available)
- ☐ Turbo-Jet 454-4 V8 (available)

#### Colors

- ☐ Beige
- ☐ Tuxedo Black
- ☐ Light Blue Metallic
- ☐ Dark Blue Metallic
- ☐ Midnight Blue Metallic
- ☐ Dark Brown Metallic
- ☐ Chamois
- ☐ Light Copper Metallic
- ☐ Green-Gold Metallic
- ☐ Light Green Metallic
- ☐ Dark Green Metallic
- ☐ Midnight Green
- ☐ Dark Red Metallic
- ☐ Silver Metallic
- ☐ Taupe Metallic
- ☐ Antique White

#### Popular extras

- ☐ Power tailgate
- ☐ Comfortilt steering wheel
- ☐ Luggage carrier

- ☐ SS equipment (Malibu only)
- ☐ Wheel covers
- ☐ Turbo Hydra-matic automatic transmission
- ☐ Power windows
- ☐ Four-Season air conditioning (V8 models only)
- ☐ Rear window defogger
- ☐ Power door lock system
- ☐ Variable-ratio power steering
- ☐ Air deflector, rear window
- ☐ Soft-Ray tinted glass
- ☐ AM/FM Stereo radio

### Vega Kammback.

#### Engines

- ☐ OHC\* 140 4-cylinder
- ☐ OHC\* 140-2 4-cylinder (available)
- (\*Overhead Cam)

#### Colors

- ☐ Medium Blue

- ☐ Medium Bronze Metallic
- ☐ Chamois
- ☐ Medium Green Metallic
- ☐ Midnight Green
- ☐ Light Orange
- ☐ Medium Red
- ☐ Silver Metallic
- ☐ White
- ☐ Light Yellow

#### Popular extras

- ☐ Turbo Hydra-matic automatic transmission
- ☐ 4-Speed transmission
- ☐ GT equipment
- ☐ Electric clock
- ☐ Electro-Clear rear window defogger
- ☐ Power steering
- ☐ Rear window air deflector
- ☐ Four-Season air conditioning (includes 55-amp generator and heavy-duty radiator)
- ☐ Accent carpeting
- ☐ Soft-Ray tinted glass
- ☐ AM/FM radio
- ☐ Rear seat speaker

### Chevrolet safety, security and anti-theft features.

**Occupant protection features.** Seat belts with pushbutton buckles for all passenger positions • Single buckle seat and shoulder belts for driver and right front passenger with reminder light and buzzer • Two front seat head restraints • Energy-absorbing steering column • Passenger guard door locks with forward-mounted lock buttons • Safety door latches and hinges • Folding seat back latches • Energy-absorbing padded instrument panel and front and intermediate seat back tops • Thick-laminate

windshield • Padded sun visors • Safety armrests • Safety steering wheel • Side-guard beams • Contoured full roof inner panel.

**Accident prevention features.** Side marker lights and reflectors (front side marker lights flash with direction signal) • Parking lights that illuminate with headlights • Four-way hazard warning flasher • Back-up lights • Lane-change feature in direction signal control • Windshield defroster, washers and dual-speed wipers

• Wide-view inside day-night mirror (vinyl-edged, shatter-resistant glass and deflecting support) • Outside rearview mirrors (left and right hand on big wagons) • Dual master cylinder brake system with warning light • Starter safety switch • Dual-action safety hood latch • Improved bumper system.

**Anti-theft features.** Anti-theft ignition key warning buzzer • Anti-theft steering column lock • Inside hood latch release.



All illustrations and specifications contained in this literature are based on the latest product information available at the time of publication approval. The right is reserved to make changes at any time without notice in prices, colors, materials, equipment, specifications and models, and also to discontinue models. Chevrolet Motor Division, General Motors Corporation, Detroit, Michigan 48202. Litho in U.S.A.

SEPTEMBER, 1972



2226