

BMW 2006
7 Series Sedan


750i
750Li
760i
760Li



The Ultimate
Driving Machine®



Character












Respect






Style











BMW Assist	Communication	OB data
BMW Assist	Communication	OB data
Settings	Entertainment	Help

	70°F
ON-BOARD-COMP.	
Arrival	2:10
To dest.	467
Range	279
Consumption	25
Speed	65
10/07/2005 10:57 am	

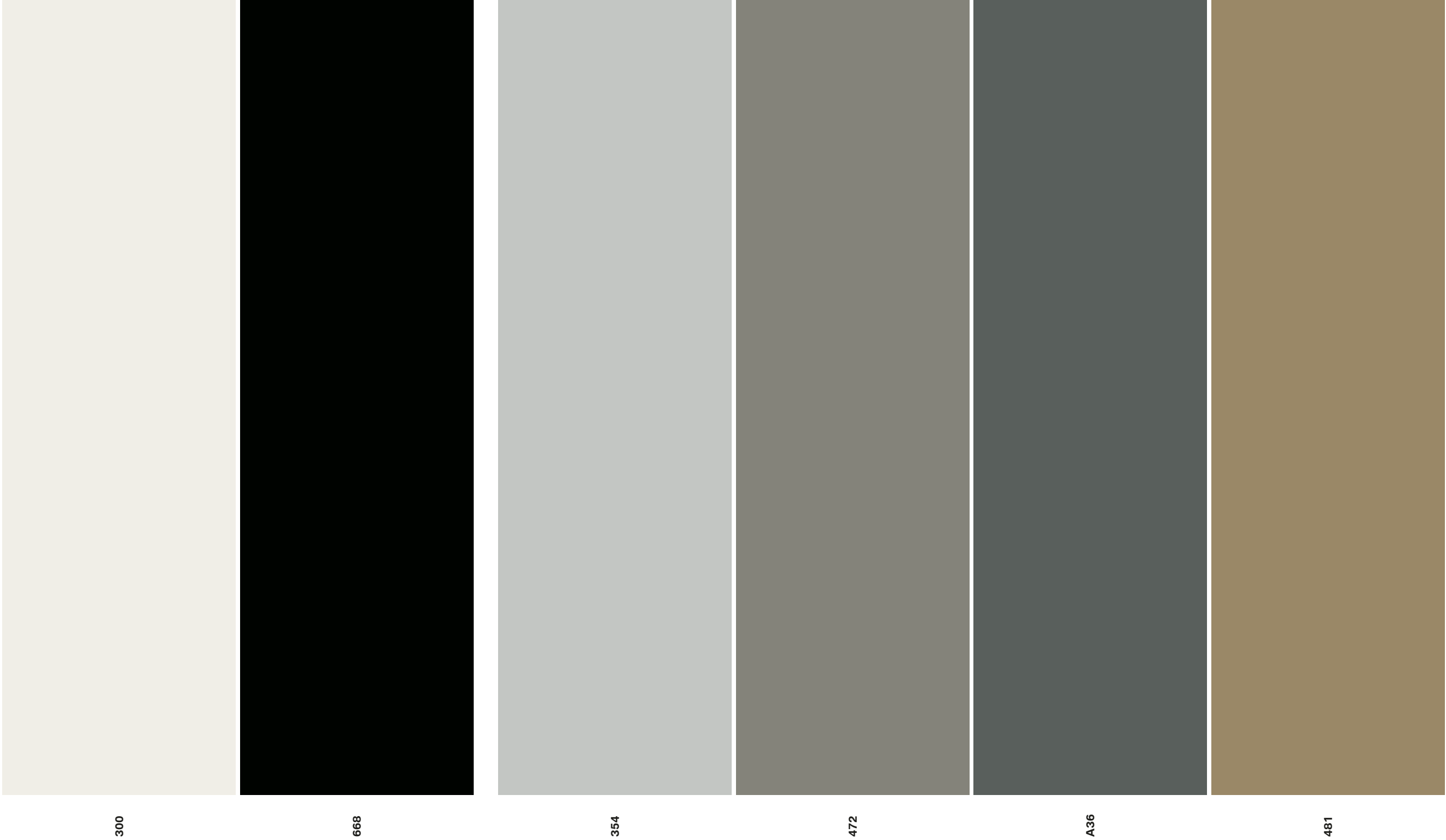


Exterior colors







Non-Metallic		300 Alpine White
		668 Jet Black

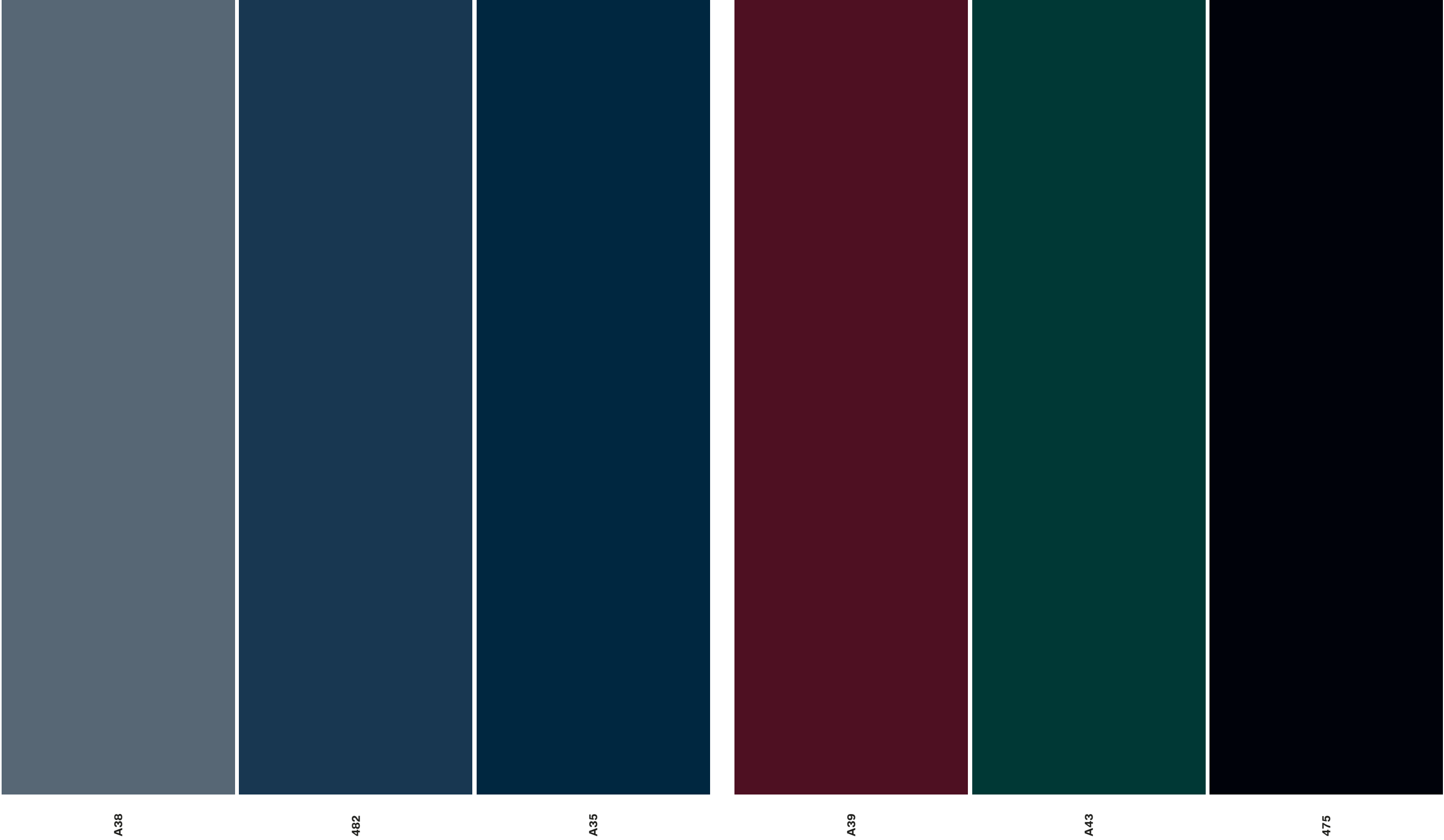
Metallic		354 Titanium Silver
		472 Sterling Gray
		A36 Titanium Gray
		481 Kalahari Beige ¹

¹Not available on 760i.



Exterior colors

Metallic		A38 Michigan Blue
		482 Toledo Blue
		A35 Monaco Blue
		A39 Barbera Red
		A43 Deep Green
		475 Black Sapphire



Upholstery colors

Nasca Leather

U6GE

Cream Beige/Black

U6BA

Beige/Dark Beige

U6FA

Flannel Gray/Basalt Gray

U6MC

Lava Blue/Black

U6NB

Natural Brown/Black

U6SW

Black/Black

First colors are primary trim color and second colors are secondary trim and leather color.

Nasca Leather is standard in 750i/750Li and 760i/760Li.

Pearl Leather

V7GE

Cream Beige/Black

V7NB

Natural Brown /Black

V7FA

Flannel Gray

V7MC

Lava Blue/Black

V7SW

Black

Pearl Leather is only available with sport seats. Sport seats require the optional Sport Package in the 750i/Li and are a no-cost option in the 760i. Sport seats are not available in the 760Li.

U6GE

U6BA

U6FA

U6MC

U6NB

U6SW

V7GE


V7NB








V7FA

V7MC
























































































V7SW

Interior trims



Wood Trim		4AH American Walnut ¹
		437 Light Ash High-Gloss Finish ²
		438 Dark Ash High-Gloss Finish ³
		 Burr Walnut Light/Dark High-Gloss Finish ⁴
		 Vavona Wood ⁵

¹Standard in 750i/750Li.
²Optional in 750i/750Li.
³Standard in 760i; optional in 750i/750Li; included in 750i/750Li with Sport Package.
⁴Standard in 760Li only.
⁵Standard in 760i with optional Pearl Leather upholstery.

Interior colors		Nasca Leather ¹						Pearl Leather ²				
Upholstery colors		Cream Beige	Beige	Flannel Gray	Lava Blue	Natural Brown	Black	Cream Beige	Natural Brown	Flannel Gray	Lava Blue	Black
Exterior colors												
300	Alpine White Non-Metallic											
668	Jet Black Non-Metallic											
354	Titanium Silver Metallic											
472	Sterling Gray Metallic											
A36	Titanium Gray Metallic											
481	Kalahari Beige Metallic ³											
A38	Michigan Blue Metallic											
482	Toledo Blue Metallic											
A35	Monaco Blue Metallic											
A39	Barbera Red Metallic											
A43	Deep Green Metallic											
475	Black Sapphire Metallic											

¹Nasca Leather is standard in 750i/750Li and 760i/760Li.
²Pearl Leather is only available with optional sport seats; not available in 760Li.
³Kalahari Beige Metallic paint not available on 760i.

Please see the preceding pages for the most recent information regarding the ordering availability of 7 Series upholstery and trims.

Note: Interior upholstery colors not available with all exterior paint finishes. This brochure shows the current recommended combinations of colors and materials. Specifications listed are subject to change without notice. See your local BMW center for accurate details. Since exterior paint samples and colors printed on paper can never perfectly match paint finishes and upholstery, we suggest you visit your local authorized BMW center to view the actual colors.

Equipment



■ **Xenon Adaptive Headlights** illuminate the road ahead and to the side with brilliant clarity; Xenon low- and high-beam headlights also have an auto-leveling feature. **BMW Adaptive Headlights** illuminate the road around corners by directing the headlights into and through the bend, as soon as the vehicle begins cornering. **Halogen foglights** (not shown) are cleanly integrated in the front air dam. Ellipsoid free-form technology ensures an even spread of light onto the road for extra safety in bad weather and poor visibility.



■ **Rear deck** underscores the low, wide contours of the 7 Series Sedan. The dynamic effect is enhanced by the positioning of BMW's signature, "inverted L"-shape rear lights.



■ Infinitely **variable stepless** door brakes hold the doors open in any position, even on hills.

■/□ **Power soft-close feature** automatically closes all four doors and trunk lid. Simply close the door (or trunk lid) gently, and the electric mechanism then draws it fully in. (std. on 760Li; opt. on 750i/750Li and 760i)

Equipment



■ **18 x 8.0 Star Spoke (Styling 175) cast alloy wheels and 245/50R-18 all-season tires.** (standard on 750i/750Li; not available on 760i/760Li)



■ **20" Double Spoke (Styling 149) cast alloy wheels and performance tires.¹** Front: 20 x 9.0 wheels, 245/40R-20 tires; rear: 20 x 10.0 wheels, 275/35R-20 tires. (exclusive with 760i)



■ **19" Star Spoke (Styling 89) cast alloy wheels and performance tires.¹** Front: 19 x 9.0 wheels, 245/45R-19 tires; rear: 19 x 10.0 wheels, 275/40R-19 tires. (std. on 760Li; not available on 750i/750Li and 760i)



□ **18 x 8.0 Exclusive Spoke (Styling 91) cast alloy wheels and 245/50R-18 all-season tires.** (no-cost opt. on 760Li; not available on 750i/750Li and 760i)



□ **19" Star Spoke (Styling 95) cast alloy wheels and performance tires.¹** Front: 19 x 9.0 wheels, 245/45R-19 tires. rear: 19 x 10.0 wheels, 275/40R-19 tires. (opt. on 750i/750Li; included in 750i/750Li with Sport Package; not available on 760i/760Li)

¹Due to low-profile tires, please note: wheels, tires and suspension parts are more susceptible to road hazard and consequential damages. Performance tires not recommended for driving in snow and ice conditions.

■ Standard □ Optional (or included in a package)

Standard equipment | Optional equipment

Performance and efficiency	750i	750Li	760i	760Li
4.8-liter DOHC (4-cam) 32-valve V-8 engine with Valvetronic	●	●		
6.0-liter DOHC (4-cam) 48-valve V-12 engine with direct fuel injection and Valvetronic			●	●
Two-stage intake manifold	●	●		
Double-VANOS steplessly variable valve timing	●	●	●	●
Aluminum block and cylinder heads	●	●	●	●
Electronically controlled engine cooling	●	●	●	●
Digital Motor Electronics engine-management system with adaptive knock control	●	●	●	●
6-speed STEPTRONIC automatic transmission with Adaptive Transmission Control (ATC)	●	●	●	●
Electronic gear selector	●	●	●	●
Liquid-cooled alternator	●	●	●	●
Handling, ride and braking				
Aluminum double-pivot strut-type front suspension	●	●	●	●
Aluminum 4-link integral rear suspension	●	●	●	●
Aluminum front and rear subframes	●	●	●	●
Active Roll Stabilization (ARS)	●	●	●	●
Twin-tube gas-pressure shock absorbers	●	●	●	●
Self-leveling rear suspension with air springs	▲	▲	●	●
Sport suspension	□	□		
Electronic Damping Control – includes “Sport” setting	▲	▲	●	●
Vehicle-speed-sensitive variable-assist, variable-ratio rack-and-pinion power steering	●	●	●	●
4-wheel ventilated disc brakes with electronic brake proportioning	●	●	●	●
Electromechanical parking brake	●	●	●	●
Automatic Parking Brake	●	●	●	●
Dynamic Stability Control (DSC)	●	●	●	●
Anti-lock Braking System (ABS)	●	●	●	●
Dynamic Traction Control (DTC)	●	●	●	●
Dynamic Brake Control (DBC)	●	●	●	●
Exterior and aerodynamics	750i	750Li	760i	760Li
18 x 8.0 Star Spoke (Styling 175) alloy wheels with 245/50R-18 all season tires	●	●		
19 x 9.0 front/19 x 10.0 rear Star Spoke (Styling 95) alloy wheels with 245/45R-19 front / 275/40R-19 rear performance tires ¹	○/□	○/□		
20 x 9.0 front/20 x 10.0 rear Double Spoke (Styling 149) alloy wheels with 245/40R-20 front / 275/35R-20 rear performance tires ¹			●	
19 x 9.0 front/19 x 10.0 rear Star Spoke (Styling 89) cast alloy wheels with 245/45R-19 front / 275/40R-19 rear performance tires ¹				●
18 x 8.0 Exclusive Spoke (Styling 91) alloy wheels with 245/50R-18 all-season tires				NC
Body-color bumpers with hydraulic energy absorbers and (front only) compressible elements	●	●	●	●
High-Gloss black shadowline exterior trim	□	□	●	
Aluminum hood and front fenders	●	●	●	●
Xenon Adaptive Headlights with dynamic auto-leveling	●	●	●	●
Halogen ellipsoid front foglights	●	●	●	●
Windshield wiping sweep regulated for optimum coverage ²	●	●	●	●
Variable parking position to reduce wiper blade wear	●	●	●	●
Articulated passenger-side wiper arm	●	●	●	●
Single-wipe control	●	●	●	●
Washer jets in wiper arms, heated fluid supply	●	●	●	●
Heated wiper parking area	●	●	●	●
High-pressure headlight cleaning system	●	●	●	●
Choice of standard or metallic paints	●	●	●	●
Smooth underbody	●	●	●	●

● Standard
 ○ Optional
 NC – Optional; no extra cost
 NA – Not available

▲ Adaptive Ride Package
 □ Sport Package
 ◇ Luxury Seating Package
 △ Convenience Package
 ■ Cold Weather Package
 ◆ Premium Sound Package
 ★ Rear Entertainment Package

¹ Due to low-profile tires, please note: wheels, tires and suspension parts are more susceptible to road hazard and consequential damages. Performance tires not recommended for driving in snow and ice conditions.

² Driver's side only.

Standard equipment | Optional equipment

Audio/visual	750i	750Li	760i	760Li
AM/FM stereo radio/CD audio system with 10 speakers, Radio Data System (RDS), in-dash single-disc CD player and FM diversity antenna system; includes 2 subwoofers	●	●		
Logic7 audio system with 13 speakers, Digital Sound Processing and 6-disc in-dash CD changer with MP3 playback capability; includes 2 subwoofers and all features of standard audio system	◆	◆	●	●
Rear Entertainment Package: Includes 6.5", 16:9-format Liquid Crystal Display (LCD) monitor, trunk-mounted 6-disc CD/DVD changer, headphone jacks, rear iDrive controller	★	★	★	★
SIRIUS Satellite Radio	○	○	○	○
High Definition Radio	○	○	○	○

Instrumentation and controls

Electronic analog speedometer and tachometer	●	●	●	●
LCD main and trip odometers	●	●	●	●
Condition-based Service display ³	●	●	●	●
Expanded Check Control vehicle monitor system	●	●	●	●
iDrive concept	●	●	●	●
Start/stop button	●	●	●	●
Electronic control stalks	●	●	●	●
LCD displays and warning indicators in dial faces	●	●	●	●
Leather power tilt/telescopic multi-function steering wheel with audio and phone controls, one programmable control; auto tilt-away for entry and exit	●	●		●
3-spoke sport steering wheel with multi-function controls	□	□	●	
Programmable cruise control	●	●	●	●
Active cruise control	○	○	○	○
On-board computer	●	●	●	●
Navigation system	●	●	●	●
Voice Activation system	●	●	●	●
Bluetooth® wireless technology ⁴ for hands-free calling	●	●	●	●
Brake Wear Display	●	●	●	●
Flat tire warning	●	●	●	●

Interior seating and trim	750i	750Li	760i	760Li
Nasca leather upholstery ⁵	●	●	●	●
Pearl leather upholstery ^{5, 6}	□	□	NC	
Extended leather trim on instrument panel and rear sides of front-seat backrests				●
Power 10-way driver's/8-way front passenger's seats with 4-way lumbar support; includes automatic head-restraint height adjustment	●			
Power front sport seats (12-way driver's, 10-way passenger's) with adjustable thigh support	□	NC ⁷	NC	
Memory system for driver's seat, steering wheel, and outside mirrors (2 positions)	●	●	●	●
16-way power front Comfort seats with 4-way lumbar support; includes articulated upper backrest, adjustable backrest width, adjustable thigh support, passenger's-seat memory, active head restraints with adjustable side support	○/◇	●	●	●
10-way power rear Comfort seats with 4-way lumbar support; includes articulated upper backrest, automatic head-restraint height adjustment, automatic pretensioners, and rear seat ventilation		○		●
Active front driver's seat with gentle massage action	◇	◇	● ⁸	●
Ventilated front seats	◇	◇	● ⁸	●
Heated front seats with fast heating and balance control	○/■/◇	○/■/◇	●	●
Heated rear seats	■/◇	■/◇	●	●
Climate-controlled front console compartment with coinholder, trunk-release lockout, and illumination	●	●	●	●
Alcantara headliner and sun visors				●

³ Additional functions for this system accessible through iDrive system.

⁴ Not all Bluetooth enabled phone models are supported by BMW's hands-free Bluetooth wireless technology system. Please visit your BMW center for a list of compatible phones.

⁵ See Colors and materials section for detailed information on available interior trims.

⁶ Only available with front sport seats.

⁷ Sport Package required.

⁸ Not available with no-cost optional sport seats.

All illustrations and specifications contained in this brochure are based on the latest product information available at the time of printing. BMW reserves the right to make changes at any time, without notice, in colors, materials, equipment, specifications and models. BMW may, subject to legal requirements, determine the Model Year designation of its vehicles. The Model Year designation on any particular model may be longer or shorter than 12 months. Some vehicles pictured may contain non-U.S. equipment. Some models may be shown with optional equipment. While BMW NA makes all reasonable efforts to provide accurate information in this brochure, there is no guarantee or warranty of accuracy. Furthermore, we do not assume any liability for the accuracy or completeness of information presented. This brochure shall not be used or relied upon as a substitute for information that is available from your BMW center. Further information can be obtained from your authorized BMW center or bmwusa.com.

Standard equipment | Optional equipment

Safety and security	750i	750Li	760i	760Li	Comfort and convenience (cont.)	750i	750Li	760i	760Li
Intelligent Safety and Information System (ISIS) for deployment of safety systems	●	●	●	●	Power windows with key-off operation, “one-touch” open/close and anti-trapping feature	●	●	●	●
Dual front-impact airbag Supplementary Restraint System (SRS) with dual-threshold deployment, 2-stage Smart Airbags	●	●	●	●	Automatic front climate control with full separate left/right controls, solar sensor, automatic recirculation, heat-at-rest feature, left/right temperature-controlled rear outlets, auto ventilation	●	●	●	●
Front safety belts with automatic pretensioners and force limiters	●	●	●	●	Rear left/right climate control and coolbox in center armrest				○
Automatic pretensioners in safety belts at rear outboard seating positions		○ ⁹		●	Activated-charcoal micro-filter ventilation	●	●	●	●
Automatic-locking retractors (ALR) on all passenger safety belts (for installation of child restraint seats)	●	●	●	●	Power 2-way moonroof with key-off and “one-touch” operation, conceal panel and wind deflector	●	●	●	●
Front-seat Head Protection System (HPS)	●	●	●	●	Window and moonroof opening possible from remote control	●	●	●	●
Front-seat side-impact airbags	●	●	●	●	Dual power/heated automatic-dimming outside mirrors	●	●	●	●
Active Knee Protection	●	●	●	●	Automatic tilt-down of right outside mirror for visibility of curb when backing up	●	●	●	●
Rear-seat Head Protection System (HPS)	●	●	●	●	BMW Universal Transceiver (garage-door opener) integrated into rear-view mirror housing	●	●	●	●
Rear-seat side-impact airbags	○	○	○	○	Enhanced interior lighting system including front and rear left/right reading lights	●	●	●	●
Active front head restraints ¹⁰	○/◇	●	●	●	Footwell lighting front and rear	●	●	●	●
BMW Assist	●	●	●	●	Exit/entry lighting on interior door panels	●	●	●	●
Adaptive Brake Lights	●	●	●	●	BMW Ambiance Lighting front, rear and door panels	●	●	●	●
Battery Safety Terminal	●	●	●	●	Illuminated visor vanity mirrors front and rear	●	●	●	●
Automatic fuel-pump shutoff upon severe accident impact	●	●	●	●	LED “atmosphere” lights in C-pillars	●	●	●	●
Central locking system with double-lock anti-theft feature, selective unlocking ¹¹	●	●	●	●	Illuminated front console compartment	●	●	●	●
Coded Driveway Protection	●	●	●	●	Glove compartment with rechargeable take-out flashlight	●	●	●	●
Pathway Lighting feature ¹¹	●	●	●	●	Illuminated exterior door handles and ground illumination	●	●	●	●
Alarm system with operation from remote, interior motion detector	●	●	●	●	Rain-sensing windshield wipers with electronically controlled, reversible wiper motor	●	●	●	●
Comfort and convenience					Park Distance Control with graphic display	●	●	●	●
Vehicle & Key Memory	●	●	●	●	Heated steering wheel	○ ¹² /■	○ ¹² /■	○	●
Keyless entry with multi-function remote control	●	●	●	●	Power outlet in passenger’s-side footwell area	●	●	●	●
Remote trunk release	●	●	●	●	Comfort access system	○	○	○	○
Power soft-close automatic doors and trunklid	△	△	△	●					
Continuously variable stepless door brakes	●	●	●	●					

- Standard
- Optional
- NC – Optional; no extra cost
- NA – Not available

- ▲ Adaptive Ride Package
- Sport Package
- ◇ Luxury Seating Package
- △ Convenience Package
- Cold Weather Package
- ◆ Premium Sound Package
- ★ Rear Entertainment Package
- P Priority 1 option. Please visit your BMW center for details.

⁹ Included in optional rear Comfort seats.

¹⁰ Not available with sport seats.

¹¹ Programmable via Vehicle & Key Memory.

¹² Must be ordered with heated seats or Luxury Seating Package. If Sport Package is ordered, Cold Weather Package or Luxury Seating Package must also be ordered.

Standard equipment | Optional equipment

Comfort and convenience (cont.)	750i	750Li	760i	760Li
Dual cupholders front and rear (total of 4-cup capacity)	●	●	●	●
Rear center armrest with storage compartment	●	●	●	●
Power rear-window and rear-side-window sunshades with driver and rear-passenger controls	○	○	○	●
Ski bag	■	■	P	●
Fully finished trunk with inside trunk release	●	●	●	●
Automatic trunk opening and closing	△	△	△	●

BMW Maintenance Program

BMW Full Maintenance ¹³	●	●	●	●
------------------------------------	---	---	---	---

Adaptive Ride Package

Self-leveling rear suspension with air springs	▲	▲	●	●
Electronic Damping Control, stepless	▲	▲	●	●

750i/750Li Sport Package

19 x 9.0 front / 19 x 10.0 rear Star Spoke (Styling 95) alloy wheels with 245/45R-19 front / 275/40R-19 rear performance tires ¹⁴	□	□		
High-Gloss black shadowline exterior trim	□	□		
3-spoke sport steering wheel with multi-function controls	□	□		
16-way power front Comfort seats with articulated upper backrest		●		
Power front sport seats (12-way driver's, 10-way passenger's) with adjustable thigh support	□	NC		
Sport suspension	□	□		

Luxury Seating Package ¹⁵	750i	750Li	760i	760Li
16-way power front Comfort seats with articulated upper backrest	◇	●	●	●
Active front driver's seat with gentle massage action	◇	◇	● ¹⁶	●
Ventilated front seats	◇	◇	● ¹⁶	●
Heated front seats with fast heating and balance control	◇	◇	●	●
Heated rear seats	◇	◇	●	●
Active front head restraints	◇	●	● ¹⁶	●

Convenience Package

Power soft-close automatic doors and trunklid	△	△	△	●
Automatic trunk opening and closing	△	△	△	●

Cold Weather Package¹⁵

Heated front seats with fast heating and balance control	■	■	●	●
Heated rear seats	■	■	●	●
Heated steering wheel	■	■	○	●
Ski bag	■	■	P	●

Premium Sound Package

Logic7 audio system with 13 speakers, Digital Sound Processing and 6-disc in-dash CD changer; includes 2 subwoofers and all features of standard audio system	◆	◆	●	●
---	---	---	---	---

Rear Entertainment Package

Includes 6.5", 16:9-format Liquid Crystal Display (LCD) monitor, trunk-mounted 6-disc CD/DVD changer, headphone jacks, and operated via rear iDrive controller	★	★	★	★
--	---	---	---	---

¹³ Full Maintenance Program covers all factory-recommended maintenance, as determined by the Service Interval Indicator for 4 years or 50,000 miles, whichever comes first. Full Maintenance Program includes items that need replacement due to normal wear and tear, provided wear and tear exceeds BMW specifications. This includes items such as brake pads, brake rotors and wiper blades that are not covered by the original New Vehicle Limited Warranty. Any adjustments required due to normal operating conditions are also included. For exclusions and limitations, refer to the Service and Warranty Information booklet that came with your new BMW, or see your authorized BMW center for details.

¹⁴ Due to low-profile tires, please note: wheels, tires and suspension parts are more susceptible to road hazard and consequential damages. Performance tires not recommended for driving in snow and ice conditions.

¹⁵ Luxury Seating Package and Cold Weather Package cannot be combined in 750i. If Luxury Seating Package is combined with Sport Package, Comfort seats will replace the sport seats.

¹⁶ Not available with no-cost optional sport seats.

Standard equipment | Optional equipment

Weight		750i	750Li	760i	760Li
Unladen	lbs	4486	4552	4762	4905
Weight distribution, front/rear	%	49.9/50.1	49.9/50.1	51.6/48.4	51.0/49.0

Engine					
Liter/type		4.8/V-8	4.8/V-8	6.0/V-12	6.0/V-12
Bore/stroke	inch	3.66/3.48	3.66/3.48	3.50/3.15	3.50/3.15
Nominal output/rpm	hp	360 @ 6300	360 @ 6300	438 @ 6000	438 @ 6000
Max torque/rpm	lb-ft	360 @ 3400	360 @ 3400	444 @ 3950	444 @ 3950
Compression ratio	:1	10.5	10.5	11.3:1	11.3:1
Fuel grade		Unleaded premium	Unleaded premium	Unleaded premium	Unleaded premium

Transmission					
Automatic ratios	I/II/III	:1	4.17/2.34/1.52	4.17/2.34/1.52	4.17/2.34/1.52
	IV/V/VI	:1	1.14/0.87/0.69	1.14/0.87/0.69	1.14/0.87/0.69
	R	:1	3.40	3.40	3.40
Final drive ratio		:1	3.38	3.38	3.15

Performance					
Acceleration 0–60 mph ¹	sec	5.8	5.8	5.4	5.4
Top speed ²	mph	150	150	150	150
Aerodynamic drag coefficient	C _d	0.29	0.29	0.29	0.29
Turning circle	ft	39.7	41.3	39.7	41.3

Fuel consumption ³					
City/highway	mpg	17/25	17/25	15/22	15/22

Tires, wheels and brakes		750i	750 Li	760i	760Li
Tire dimensions Standard	front	245/50R-18 ⁴	245/50R-18 ⁴	245/40R-20 ⁵	245/45R-19 ⁵
	rear	245/50R-18 ⁴	245/50R-18 ⁴	275/35R-20 ⁵	275/40R-19 ⁵
Optional/Sport Package	front	245/45R-19 ⁵	245/45R-19 ⁵		
	rear	275/40R-19 ⁵	275/40R-19 ⁵		
No-cost option	front				245/50R-18 ⁴
	rear				245/50R-18 ⁴
Wheel dimensions Standard	front	inch 18 x 8.0	18 x 8.0	20 x 9.0	19 x 9.0
	rear	inch 18 x 8.0	18 x 8.0	20 x 10.0	19 x 10.0
Optional/Sport Package	front	inch 19 x 9.0	19 x 9.0		
	rear	inch 19 x 10.0	19 x 10.0		
No-cost option	front				18 x 8.0
	rear				18 x 8.0
Material		alloy	alloy	alloy	alloy
Brake dimensions (diameter x thickness)					
	front	inch 13.7 x 1.18	13.7 x 1.18	13.7 x 1.18	13.7 x 1.18
	rear	inch 13.6 x 0.94	13.6 x 0.94	13.6 x 0.94	13.6 x 0.94

¹ BMW AG test results. Actual acceleration results may vary, depending on specification of vehicle; road and environmental conditions; testing procedures and driving style. These results should be used for comparison only and verification should not be attempted on public roads.
BMW urges you to obey all posted speed laws and always wear safety belts.

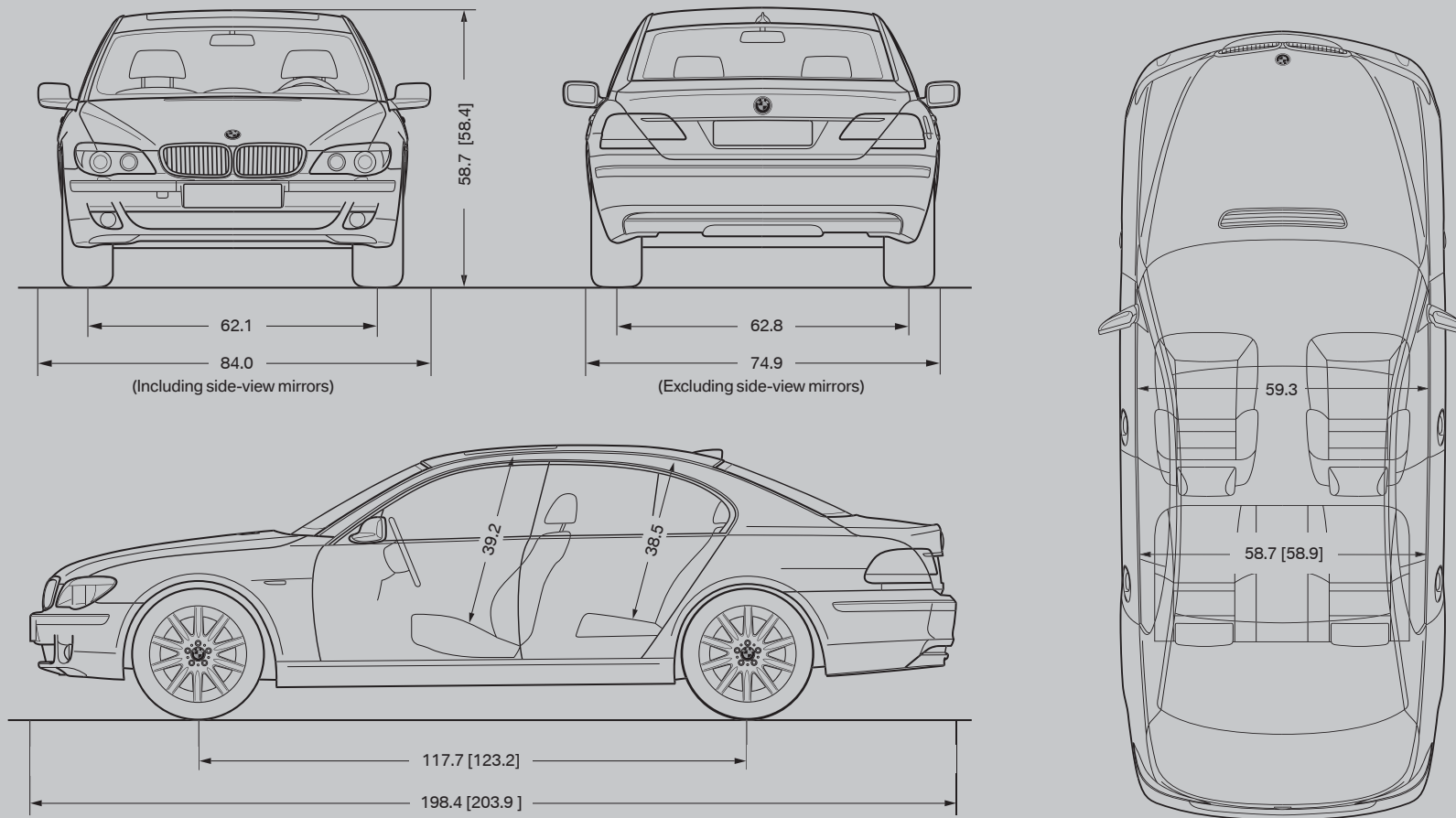
² Top speed limited electronically.

³ EPA-estimated figures are for comparison purposes only. Your actual mileage will vary, depending upon speed, driving habits, trip length and driving conditions; actual mileage will most likely be lower.

⁴ All-season tires.

⁵ Performance tires. Due to low-profile tires, please note: wheels, tires and suspension parts are more susceptible to road hazard and consequential damages.

Technical Data | Technical Drawings



All dimensions shown in inches. Figures in [] apply to the 750Li/760Li; all other figures apply to 750i and 760i.

U.S. Importer: BMW of North America, LLC, Woodcliff Lake, NJ 07677. All illustrations and specifications contained in this brochure are based on the latest product information available at the time of printing. BMW reserves the right to make changes at any time, without notice, in colors, materials, equipment, specifications and models. BMW may, subject to legal requirements, determine the Model Year designation of its vehicles. The Model Year designation on any particular model may be longer or shorter than 12 months.

Some vehicles pictured may contain non-U.S. equipment. Some models may be shown with optional equipment. Further information can be obtained from your authorized BMW center or bmwusa.com.

©2005 BMW AG, Munich/Germany. Not to be reproduced wholly or in part without written permission of BMW AG, Munich. The BMW name and logo are registered trademarks.