

1989 FORD F-SERIES



FORD F-SERIES FOR 1989

At Ford, we believe you should get the truck you want, not the truck you have to settle for. That's why we offer such a wide range of choices, from cab styles to engines:

Five series: F-150, F-250, F-250 HD, F-350 and F-Super Duty.

Three cab styles: Regular Cab, SuperCab and Crew Cab.

Three trim levels: Custom, XL and XLT Lariat.

Four multiple-port, electronic fuel-injected (EFI) gasoline engines, six or eight cylinder plus the largest with most horsepower in-class 7.3 liter diesel engine.

Six transmissions, including the new electronically controlled, 4-speed automatic overdrive E4OD for selected heavy-duty applications (late availability).

Other notable features and options include: Rear-wheel anti-lock braking ☐ Two-wheel and 4-wheel drive ☐ Trailer towing capacities up to 10,000 pounds (conventional) and 12,500 pounds (with fifth-wheel) ☐ Single and dual-rear wheels ☐ Two bed lengths ☐ Snow plow capability.

If you can't find what you're looking for in the 1989 F-Series lineup, chances are you're not talking about a production truck.

Shown at right from top to bottom:

F-350 Custom Crew Cab (DRW) in Dark Chestnut Metallic/Light Chestnut.

F-150 XLT Lariat Regular Cab in Bright Regatta Blue Metallic/Colonial White.

F-250 XLT Lariat SuperCab in Cabernet Red/Colonial White.

Some equipment shown is optional.



FORD F-SERIES: AMERICA'S BEST-SELLING TRUCK

No matter how you intend to use your truck — business or pleasure, construction or hauling a boat — there's a Ford F-Series to handle the job.

And while you're considering Ford, consider three remarkable facts:

Ford trucks have been the best-built American trucks eight years running — based on an average of owner-reported problems in a series of surveys on '81-'88 models designed and built in North America.

Ford F-Series are the best-selling vehicles (cars or trucks) in North America.

Ford F-Series have been the best-selling trucks in America for the last twelve years — based on calendar year retail deliveries through June, 1988.

In popularity. In quality. Ford trucks are the standard against which all other domestic trucks are measured.

Test drive a 1989 Ford Pickup.

Discover what America's been discovering for the last decade — that when it comes to filling your trucking needs, the hottest name in town is Ford.

XLT LARIAT


There are three trim choices available within the F-Series: Custom, XL and XLT Lariat.

The XLT Lariat, the top of the line, is offered in every model except the Chassis-Cab.

The F-150 Regular Cab on page 5 is dressed in XLT Lariat trim. Its contemporary look is highlighted by a smooth chrome bumper with black rub strip; bright trim on aero-halogen headlamps with impact-resistant lenses; bright grille; tinted glass; wrap-around taillights; bright, low-mount swingaway mirrors; lower bodyside molding; bright wheelip moldings and sport wheel covers.

The XLT Lariat interior is discussed on page 7.

F-150 XLT Lariat Regular Cab shown at right in Bright Regatta Blue Metallic/Colonial White. Some equipment shown is optional.



AN INSIDE LOOK



An outside look at a Ford Pickup says everything you want a truck to say — tough, contemporary, aerodynamic.

But the inside is just as important. It's where you're going to be spending thousands of miles of your life.

Get behind the wheel of a new Ford Pickup. It's a great feeling — commanding a view of the road that gives you a sense of power and independence.

FEATURES YOU MIGHT NOT EXPECT IN A TRUCK

Going for the trucker's feeling doesn't mean you have to sacrifice comfort, convenience and luxury. The F-Series interior is loaded with the kinds of features and options you might not expect in a truck.

Standard instrumentation includes a voltmeter plus a complement of critical gauges — fuel, oil pressure and engine temperature — which can be easily viewed at a quick glance through an A-shaped steering hub.

Notable options include: AM/FM stereo search radio with cassette tape player, air conditioning, speed control/tilt steering wheel, power door locks and windows, and more. For a complete schedule, see the options list on pages 18-19.

Left: XLT Lariat interior in Crystal Blue. Some equipment shown is optional.

XLT LARIAT INTERIOR

Interior items unique to XLT Lariat include: electronic AM/FM stereo radio with digital clock; color-keyed carpet; cloth door trim insert and storage bin; cloth bench seat (flight bench on Regular Cab) plus leather-wrapped steering wheel.

In addition, Regular Cab models include high outboard seat backs and a folding center

armrest.

Safety belts are deluxe color-keyed with a comfort regulator (except Crew Cab). The headliner and sun visors are color-keyed cloth. The left visor includes a retention band. There's a covered visor mirror on the right. Wipers have interval function. And, for an added touch of practicality, door trim panels include carpeted map pockets.



XLT Lariat instrumentation includes AM/FM stereo radio with digital clock and air conditioning.



XLT Lariat SuperCab interior, with rear bench seat folded down (right), provides over 31 cubic feet of cargo space.



FORD XL AND FORD CUSTOM

F-Series XL represents a popular blend of style and practicality.

The standard XL exterior includes: Aero-halogen headlamps with impact-resistant lenses □ Chrome front bumper with black rub strip □ Tinted glass □ Light argent grille □ Bright low-mount swingaway mirrors □ Wraparound front parking/turn signal lights □ Bright windshield molding □ Bright rear window insert □ Bright wheelip moldings □ Dual bodyside accent paint stripes □ Removable tailgate with bright release handle plus bright hub caps on argent steel wheels.

The easy-care interior includes: Cloth and vinyl bench seat □ Seat back trim panel □ Black vinyl steering wheel □ Color-keyed vinyl sun visors □ Vent windows □ Interval wipers □ Carpeted cab back panel □ RH color-keyed coat hook □ Dome light □ Lower door carpeted map pockets □ LH/RH door-operated courtesy light □ Electronic AM radio with digital clock and door-mounted speakers □ Color-keyed floor mat □ Color-keyed cloth headliner □ Woodtone appliqué instrument panel, plus color-keyed safety belts with comfort regulator on the shoulder belts.



XL Regular Cab interior in Chestnut.

F-150 XL Regular Cab in Light Chestnut.



F-Series Custom trim includes the kind of features associated with a hard-working truck.

The exterior says tough. Tough but modern: Chrome front bumper □ Aero-halogen headlamps with impact-resistant lenses □ Tinted glass □ Light argent grille □ Bright hub caps on argent steel wheels □ Bright windshield moldings □ Removable tailgate with bright release handle □ Wrap-around front parking/turn signal lights □ Black, fold-away mirrors LH/RH (Regular Cab single rear wheel pickup only) □ Bright, low-mount swingaway mirrors (SuperCab, Crew

Cab and DRW Regular Cab) plus wraparound taillights.

On the inside you'll find: A 3-passenger vinyl bench seat (front and rear with Crew Cab and SuperCab) □ Electronic AM radio with digital clock and door-mounted speakers □ Black vinyl steering wheel □ Color-keyed vinyl sun visors □ Color-keyed instrument panel with black appliques □ Locking glove box □ Heater with four adjustable registers and side window demisters □ Cigarette lighter □ Color-keyed RH coat hook □ Color-keyed floor mat with insulation □ Dual electric horns □ Dome light with LH/RH door-operated courtesy switches.



Custom Regular Cab interior in Scarlet Red.

F-150 Custom Regular Cab in Scarlet Red.



Some equipment shown is optional.

THREE CAB STYLES



There's a cab style in the F-Series to suit virtually every trucking need — the traditional Regular Cab, the popular SuperCab and the spacious 6-passenger Crew Cab. (All three cab styles are pictured together on page three.)

6-YEAR/100,000-MILE CORROSION PROTECTION

F-Series cabs, including the pickup box, are built with galvanized metal and are treated with sealers for added protection. And they're backed by a 6-year/100,000-mile corrosion protection limited warranty.

SUPERCAB ROOM TO SPARE

If you're looking for plenty of spare room, you'll find room to spare in the SuperCab.

Not only does it seat six, but with the standard rear bench seat folded down, you'll have over 31 cubic feet of cargo area to carry everything from beverage coolers to golf clubs, tool boxes, groceries, suitcases — you name it — right there inside the cab within easy reach.

SuperCab could be just what you need to save the expense of a cap for your truck bed.

F-250 XLT Lariat Custom SuperCab in Medium Silver Metallic/Cabernet Red.

F-350 XLT Lariat Crew Cab (DRW) in Dark Chestnut Metallic/Light Chestnut.

Some equipment shown is optional.

SUPERCAB STYLE AND COMFORT

SuperCab is available in all three trim levels, with standard features that include tinted glass, fully-trimmed interior, color-keyed cloth headliner and dual fuel tanks.

For added luxury, choose the optional Captain's Chairs, trimmed in cloth with reclining seat backs and inboard folding armrests. Captain's Chairs include tip/slide seat tracks for easy entry and exit plus a locking floor console for additional storage.

CREW CAB VERSATILITY

Available in 2WD (single and dual rear wheels) and 4WD (single rear wheels only) configurations, the F-Series Crew Cab is designed for full-size versatility. Notable features include: Seating for six □ Four doors for easy exit and entry □ 8-foot pickup box □ Standard V-8 power □ Optional diesel power □ Dual fuel tanks, and more.

Two full-width bench seats provide riding comfort. Bright low mount swingaway mirrors, cargo lamp, tinted glass and full cloth headliner, plus fully trimmed interior are among the many standard features. Notable options include power door locks/front windows and XLT Lariat trim.



F-350 Custom Crew Cab in Raven Black.



XLT Lariat SuperCab interior shown with optional Captain's Chairs trimmed in cloth with reclining seat backs and inboard folding armrests.

YOU CAN GET THERE FROM HERE. FORD F-SERIES 4x4.

You've been there before, up to your hubs in a snow storm wishing you had a 4x4.

Or on a fishing trip, looking down a slope to where the muddy road leads to an isolated trout stream. How do you get there from here? In an F-Series 4x4.

THE CHOICE IS YOURS

F-Series 4x4 pickups are available in four series and three cab styles: F-150 Regular and SuperCab, F-250 Regular Cab, F-250 HD Regular and SuperCab plus the F-350 Regular and Crew Cab.

Depending on the model, you can equip your 4x4 with engines ranging from the standard 4.9 liter EFI I-6 to the 7.5L EFI V-8. And transmissions from the 5-speed manual overdrive to a 4-speed automatic overdrive. (See page 20 for specifica-

tions.) The choice is yours.

MANUAL OR AUTOMATIC LOCKING HUBS

Manual or automatic locking hubs? Each has its advantages. Again, with the Ford F-Series, the choice is yours.

More than likely, the 4x4 "mud and guts" enthusiast will opt for the standard manual locking hubs. It fits the image and life style of the no-nonsense, dependable off-road truck.

F-Series standard manual locking front hubs are the free-running type. In the 2WD mode with the hubs unlocked, the front axles and driveshaft remain relatively motionless, reducing friction and wear.

For added convenience, the F-150 series offers optional automatic locking hubs. Introduced into the F-Series in 1981, automatic locking hubs are simple to operate. Merely stop the vehicle, put it into neutral,

then shift into 4-wheel drive. The hubs lock automatically.

Once the hub locks are engaged, you can shift from 4-wheel drive high to 2-wheel drive and back at any normal road speed.

STANDARD SUSPENSIONS

The Ford 4x4 Pickup is equipped with the type of suspension systems you'd expect in a tough off-road vehicle.

The Twin-Traction-Beam independent front suspension (monobeam front axle on the F-350) and gas-pressurized shock absorbers are designed to deliver a smooth ride plus positive off-road control.

HEAVY-DUTY OPTIONS

The F-Series 4x4 offers the kind of heavy-duty options that allows you to build your truck to your specific set of requirements:

☐ Handling package ☐ Heavy-duty front and rear suspension packages ☐ Skid plate package ☐ Limited slip front or rear axles ☐ Recommended equipment for snow plow installation ☐ Camper/Trailer towing package ☐ Ambulance prep package. (See your Ford Dealer for package contents and restrictions.)

Once you've taken a good look at the F-Series 4x4, one thing is clear — if you can't get there in a Ford Pickup, maybe you shouldn't go.



2-speed transfer case includes a neutral tow feature.



Manual locking hubs are easy to operate. A simple quarter turn is all that's needed to engage or disengage 4-wheel drive.

F-150 XLT Lariat Regular Cab (4x4) in Scarlet Red.



FORD CHASSIS-CAB



F-Super Duty Chassis-Cab with aftermarket stake body in Colonial White.

F-Series Chassis-Cabs are designed to accommodate custom bodies and are engineered to handle the top end of light truck applications. The F-Super Duty Chassis-Cab (2WD) heads this tough lineup with a 14,500 lb. GVWR and 137/161-inch wheelbases. It's powered by the 7.5 liter V-8 with a 7.3 liter V-8 diesel option. GCWRs

for towing applications go up to an impressive 22,000 pounds with the 7.5 liter engine, and 17,000 pounds with the diesel. The F-Super Duty is spec'd out with a 5,000-pound GAWR monobeam front axle and 11,000-pound rear axle. Four-wheel disc brakes are standard. The F-350 2WD and 4WD Chassis-Cabs are available in three wheelbases and GVWRs up to 11,000 pounds.

NEW FOR 1989: F-SUPER DUTY MOTORHOME AND COMMERCIAL STRIPPED CHASSIS MODELS

Ford has significantly expanded its stripped chassis line for 1989 with the addition of 16,000-pound GVWR F-Super Duty models for commercial and motorhome applications. The Commercial Stripped Chassis is powered by a stan-

dard 7.3L diesel combined with a close-ratio 5-speed manual overdrive transmission. The standard Motorhome Stripped Chassis features a 7.5L EFI engine plus the E40D transmission (late availability). Both are equipped with 4-wheel power disc brakes. For complete details on the entire Ford Chassis-Cab lineup, ask your Ford Dealer for a 1989 Chassis-Cab Catalog.

PICKUP TRUCK BUYER'S GUIDE

Your choice of trucks will most likely be determined by your payload or camper/trailer towing requirements. The Ford F-Series offers a pickup for virtually every personal and commercial application from the popular F-150 to the F-350.

This Pickup Truck Buyer's Guide lays out the basic configurations and trims available within the F-Series. The selection process is simple. After you've identified the series — F-150/F-250/F-250HD/F-350 — that will handle your requirements, run down the left column to find which cab styles, trim levels, bed lengths and

wheel configurations are available. Payloads, camper/trailer towing capacities and gross vehicle weights are listed at maximum ratings for each series and drive type. Maximum ratings for individual models within each series will vary. Be sure to talk to your Ford salesperson in selecting the

right truck for the job. For powertrain and other engineering data, refer to the specifications summary on pages 20-22.

Series	F-150		F-250		F-250 HD		F-350	
Drive Type	2WD	4WD	2WD	4WD	2WD	4WD	2WD	4WD
GVWR (max. lbs.)	6,250	6,250	7,700	6,800	8,800	8,800	10,000	9,200
Payload (max. lbs.)	2,485	2,235	3,655	2,500	4,450	4,035	5,270	4,295
Camper/Trailer Towing (max. lbs.)	7,900	8,200	8,600	8,400	12,500(3)	12,500(3)	12,500(3)	12,500(3)
Cab Styles:								
Regular Cab	X	X	X	X	X	X	X	X
SuperCab	X	X			X	X	X	
Crew Cab							X	X
Trims:								
Custom	X	X	X	X	X	X	X	X
XL	X	X	X	X	X	X	X(1)	X(1)
XLT Lariat	X	X	X	X	X	X	X	X
Beds:								
Short (6¾')	X	X						
Long (8')	X	X	X	X	X	X	X	X
Rear Wheels:								
Single (SRW)	X	X	X	X	X	X	X(2)	X
Dual (DRW)							X	

(1) Regular Cab only. (2) Crew Cab only. (3) With fifth wheel and 7.5L engine.

THE ENGINEERING BEHIND AMERICA'S FAVORITE TRUCK

Examine the engineering behind the Ford Pickup. When you add it all up, it's easy to understand why the F-Series is America's favorite truck:

- Rear anti-lock braking (except F-Super Duty) □ A new electronically controlled four-speed automatic overdrive transmission with dash-mounted overdrive lockout (E4OD) for selected heavy-duty models (late availability).
- Up to 12,500 pounds of trailer towing heft in (with fifth wheel) F-250 HD/F-350 models with the 7.5 liter engine.
- Biggest diesel with most in-class horsepower □ Twin-Traction-Beam and Twin I-Beam suspensions (mono-beam in F-350 4x4 and F-Super Duty) □ Rugged ladder-type frames □ Snow-plow capability on select models.

MULTIPLE-PORT EFI ENGINES

Say goodbye to gummy carburetors and frozen chokes that can keep you from getting started on winter mornings.

Every gasoline engine in the F-Series line is multiple-port EFI. The advantages to you over carbureted engines — precise fuel metering for good fuel economy,* enhanced overall response plus easy start up in extreme temperatures.

Engineered by Ford. Can you think of a better reason to choose an F-Series truck?

*See FUEL ECONOMY, p. 23.


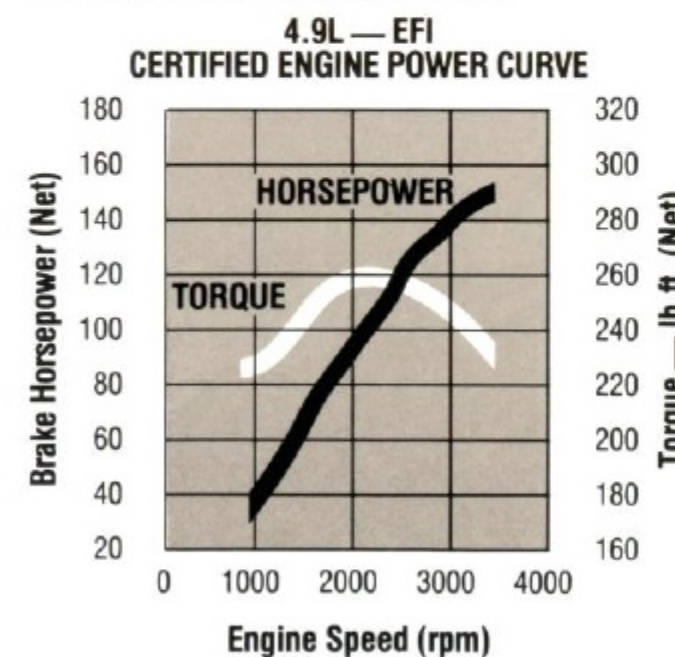


4.9 LITER IN-LINE 6

A proven powerhouse, the 4.9 liter 6-cylinder engine is the standard offering on most F-Series trucks. It has the highest displacement and highest torque of any 6-cylinder engine available in a full-size pickup — enough to handle well over 4,000-pound payloads.

Type and number of cylinders	Gasoline, I-6
Displacement (liters)	4.9
Fuel system	Multi-port electronic fuel injection
Bore and stroke	4.00 x 3.98
Compression ratio	8.8
Net horsepower	150 @ 3400 rpm*
Net torque	260 Lbs.-Ft. @ 2000 rpm*


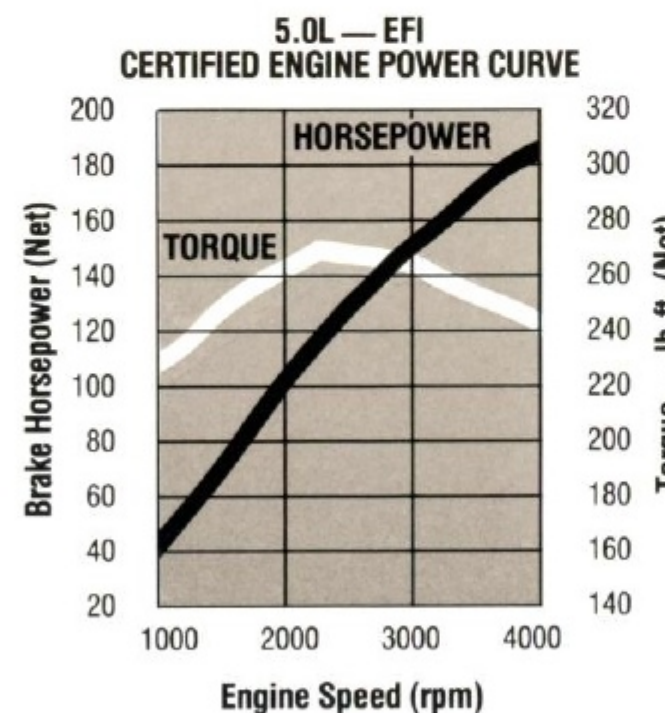
*145 hp @ 3600 rpm and 265 lbs.-ft. of torque @ 2,000 rpm for F-150 4x2 and 4x4 with 2.73 and 3.08 axle ratios.



5.0 LITER V-8

The 5.0 liter, the most powerful small V-8 in a full-size pickup, is ideal for trailer towing (up to 8,200 pounds) and other applications requiring the superb balance and power of a V-8 engine.

Type and number of cylinders	Gasoline, V-8
Displacement (liters)	5.0
Fuel system	Multi-port electronic fuel injection
Bore and stroke	4.00 x 3.00
Compression ratio	9.0
Net horsepower	185 @ 3800 rpm
Net torque	270 Lbs.-Ft. @ 2400 rpm

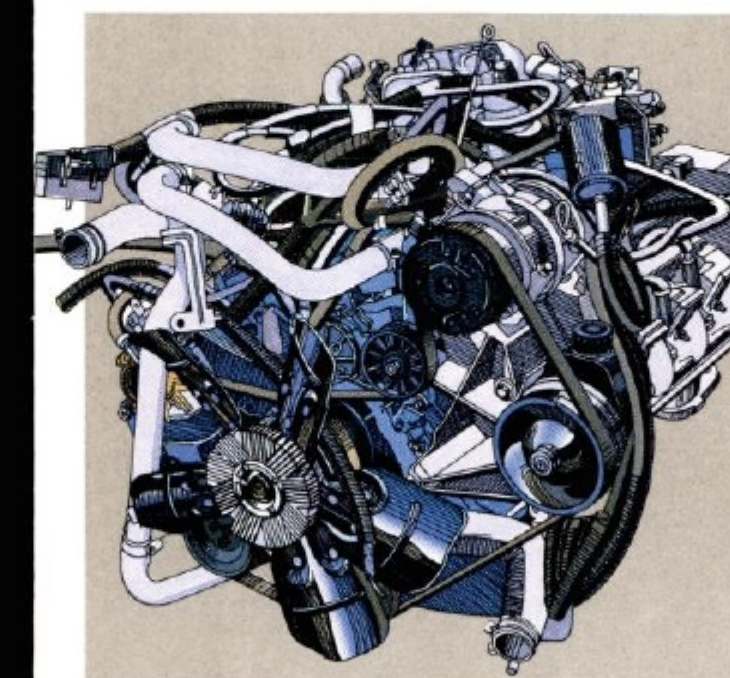
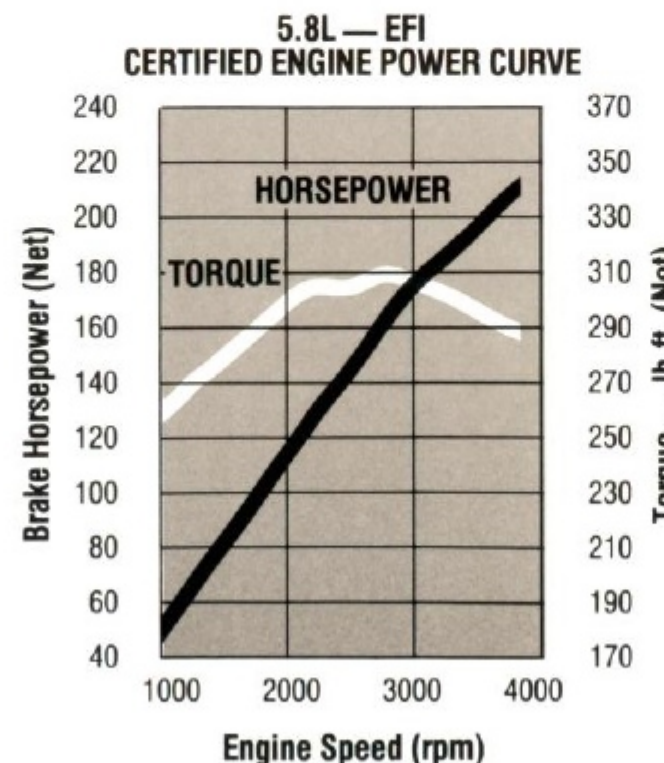


5.8 LITER V-8

The 5.8 liter V-8 offers you the advantages of multiple-port EFI plus trailer-towing muscle up to 8,600 pounds. This tough engine is offered in many F-Series models.

Type and number of cylinders	Gasoline, V-8
Displacement (liters)	5.8
Fuel system	Multi-port electronic fuel injection
Bore and stroke	4.00 x 3.50
Compression ratio	8.8
Net horsepower	210 @ 3800 rpm
Net torque	315 Lbs.-Ft. @ 2800 rpm*


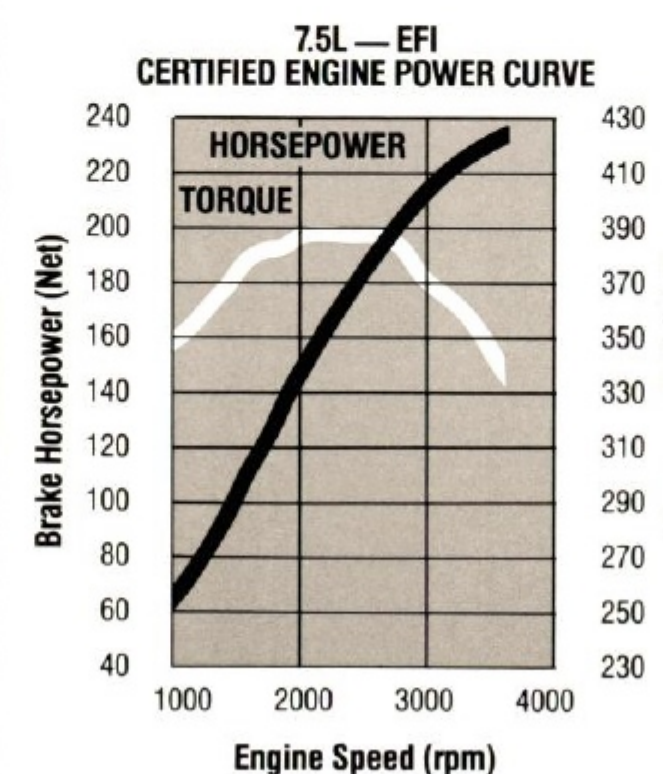
*310 lbs.-ft. @ 2,800 rpm on models over 8,500-lbs. GVWR.



7.5 LITER V-8

The biggest powerplant available in a full-size pickup, the 7.5 liter gasoline engine carries a 10,000-pound trailer towing maximum capacity rating (12,500 pounds with fifth wheel).

Type and number of cylinders	Gasoline, V-8
Displacement (liters)	7.5
Fuel system	Multi-port electronic fuel injection
Bore and stroke	4.00 x 3.50
Compression ratio	8.5
Net horsepower	230 @ 3600 rpm
Net torque	390 Lbs.-Ft. @ 2200 rpm

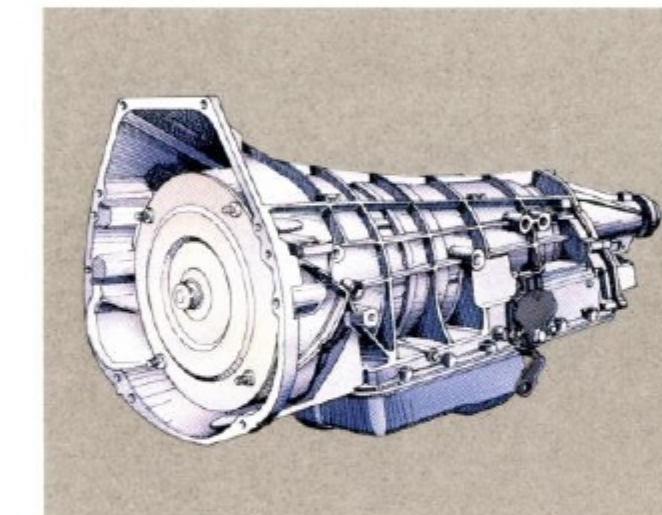
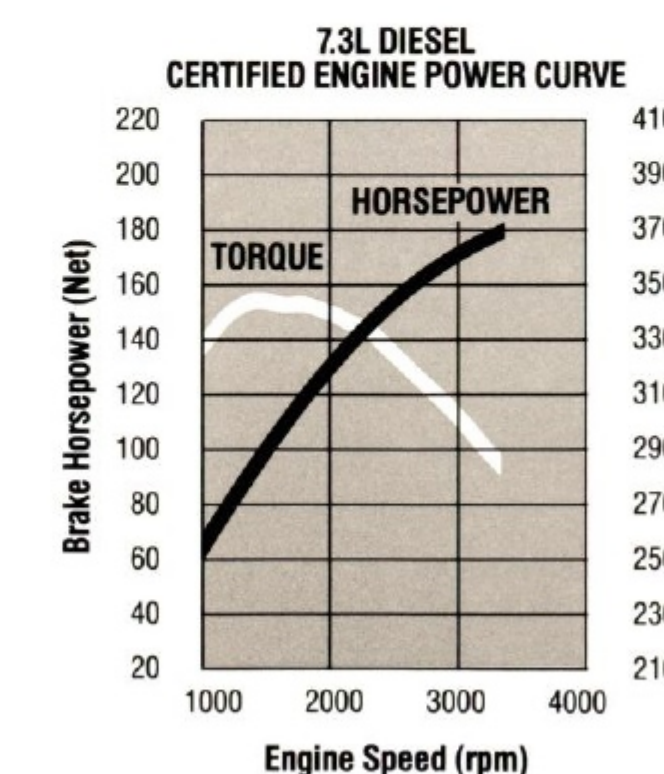


7.3 LITER V-8 DIESEL

Available in the F-250HD/F-350 Series and the F-Super Duty Chassis Cab, the 7.3 liter diesel delivers outstanding V-8 performance. It's the biggest with most horsepower diesel engine offered in a full-size light truck, with a maximum trailer towing capacity of 9,000 pounds.

Type and number of cylinders	Diesel, V-8
Displacement (liters)	7.3
Fuel system	Mechanical fuel injection
Bore and stroke	4.11 x 4.18
Compression ratio	21.5
Net horsepower	180 @ 3300 rpm*
Net torque	345 Lbs.-Ft. @ 1400 rpm*

*High-altitude ratings are less.



REAR ANTI-LOCK BRAKING

Rear anti-lock braking — a Ford first for full-size light trucks — was introduced into the F-Series in 1987. This electronically controlled system is designed to prevent rear wheel lockup under most 2WD operating conditions.

You've more than likely been taught to pump your brakes when stopping on slick surfaces.

Rear anti-lock braking operates on the same principle. In effect, it applies and releases pressure to the rear brakes, only faster, with computer controlled efficiency.

A computer continuously monitors the system for malfunction. Should malfunction occur, an instrument-panel warning light tells the driver that the computer has shut the system down and returned the rear brakes to conventional operation.

NEW FOR 1989 — ELECTRONICALLY CONTROLLED AUTOMATIC OVERDRIVE TRANSMISSION (E4OD)*

The E4OD 4-speed automatic overdrive is Ford truck's first fully electronically controlled transmission. The E4OD was designed to achieve improved fuel economy, performance and "shift feel" over vacuum controlled transmissions. The E4OD is offered in select trucks rated at 8,500-pounds GVW and over.

A real plus, the E4OD features an Overdrive Cancel Switch — mounted on the instrument panel — cancels upshift to the overdrive gear at the operator's discretion. This is particularly useful in city traffic or in heavy-duty applications like trailer towing.

*Late availability.

F-SERIES OPTIONS AND PREFERRED EQUIPMENT PACKAGES

F-Series trucks are available with various Preferred Equipment Packages — groups of popular options which represent significant savings over the suggested retail prices of the same options if purchased separately.

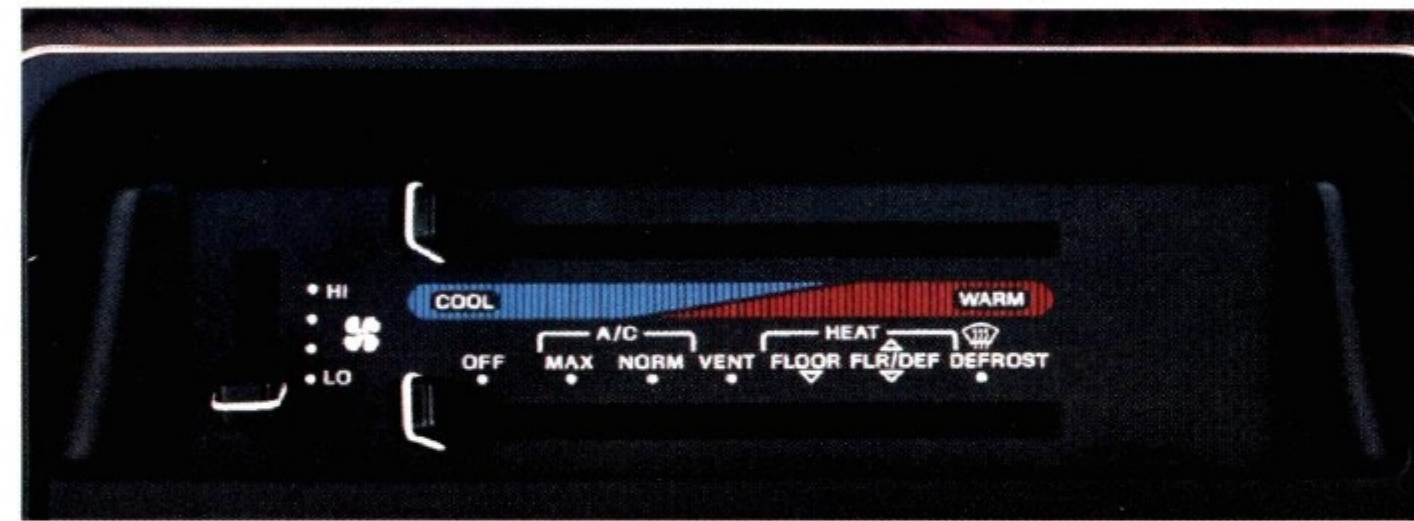
Once you've chosen your model, trim level and Preferred Equipment Package, a range of other options is still available, allowing you to tailor your truck to your specific needs.

F-150 Regular Cab (2WD/4WD) Preferred Equipment Packages and options are detailed on page 19.

Packages are subject to change. See your Ford Dealer for a current schedule covering all F-Series models.



Electronic AM/FM stereo radio with cassette tape player features: digital clock; preset memory for twelve FM and six AM stations; seek tuning; and Dolby noise reduction.



Air conditioning.



Sliding rear window.



Speed control/tilt steering wheel.



Chrome rear step bumper.



Bright swing-out recreational mirror.

Deluxe argent-styled steel wheels, sport wheel covers.

MAJOR F-150 REGULAR CAB STANDARD FEATURES (choose options from the list below)

- 4.9 liter EFI I-6 engine
- 60 amp. alternator
- 3,400-pound Twin-I-Beam front axle (2WD)
- 3,800-pound rear axle
- Maintenance-free, 72 amp-hr. (650 CCA) battery
- Power brakes with rear wheel anti-lock
- 18.2 gallon fuel tank (19.0 gallon with Long Bed)
- Manual locking, free-running front hubs
- Gas shock absorbers
- 2,500-pound front springs (2WD)
- 3,190-pound rear springs (2WD)
- P215/75R15SL BSW all-season tires (5)
- 2-speed transfer case (4WD)
- 5-speed manual overdrive transmission
- Chrome front bumper
- Tinted glass
- Aero-halogen headlights with impact-resistant lenses
- Black LH/RH fold-away mirrors
- Removable tailgate with bright release handle
- Voltmeter, oil pressure and temperature gauges with alert lights
- Black scuff plates
- Vent windows

X = Included (in addition to or in place of standard equipment) O = Optional

F-150 Regular Cab (2WD/4WD)	Custom			XL		XLT Lariat	
	500A	501A	502A	503A	504A	506A	507A
Interior							
Vinyl bench seats	X	X	X				
Cloth & vinyl bench	O	O	O	X	X		
Knitted vinyl bench	O	O	O	O	O	O	O
Cloth flight bench						X	X
Color-keyed floormat	X	X	X	X	X	O	O
Convenience Group (1)	O	X	X	O	X	X	X
Light Group (2)	O	O	X	O	X	X	X
Headliner & Insulation Package (3)	O	O	X	X	X	X	X
Speed control/tilt steering wheel	O	O	X	O	X	X	X
Power door locks/windows				O	O	O	X
Sliding rear window	O	O	O	O	O	O	X
Air conditioning	O	O	O	O	O	X	X
Exterior							
Tinted glass	X	X	X	X	X	X	X
Roof clearance lights	O	O	O	O	O	O	O
Light argent grille	X	X		X			
Chrome grille	O	O	X	O	X	X	X
Argent or chrome rear step bumper	O	O	O	O	O	O	O
Black fold-away mirrors	X						
Bright swing-out recreational mirrors	O	O	O	O	O	O	O
Bright low-mount swing-away mirrors	O	X	X	X	X	X	X
Lower bodyside & wheelip moldings	O	O	O	O	O	X	X
Combination two-tone paint	O	O	O	O	O	O	O
Deluxe two-tone paint	O	O	O	O	O	O	O
Bright hub caps	X	X		X			
Sport wheel covers	O	O	X	O	X	X	X
Deluxe argent-styled steel wheels	O	O	O	O	O	O	O
Functional							
Auxiliary fuel tank	O	X	X	O	X	X	X
Skid plates (4WD)	O	O	O	O	O	O	O
Limited slip front axle (4WD)	O	O	O	O	O	O	O
Heavy-duty battery	O	O	O	O	O	O	O
Super engine cooling	O	O	O	O	O	O	O
Handling Package (4)	O	O	O	O	O	O	O
Engine block heater	O	O	O	O	O	O	O
Automatic locking hubs (4WD)	O	O	O	O	O	O	O
Heavy-duty Front (4WD)/Rear Suspension Packages (5)	O	O	O	O	O	O	O
Tachometer	O	O	O	O	O	O	O
Trailer Towing/Camper Package (6)	O	O	O	O	O	O	O
Sound Systems							
Electronic AM monaural w/clock	X	X					
Electronic AM/FM stereo w/clock	O	O	X	X	X	X	X
Electronic AM/FM stereo w/clock & cassette tape player	O	O	O	O	O	O	O

(1) Interval windshield wipers; RH visor mirror; map pocket on door-trim panel. (2) Lights for glove box, engine compartment and cargo box; dual beam dome/map light; "headlights on" audible alert. (3) Color-keyed cloth headliner; color-keyed back panel with insulation; color-keyed headliner. "B" pillar and back panel moldings. (4) Front/rear stabilizer bars; HD front springs; HD front/rear shock absorbers; quad front/HD rear shock absorbers (F-150 Regular Cab 4WD only). (5) See your Ford Dealer for Package contents. (6) Super engine cooling; auxiliary transmission oil cooler (with automatic transmission); Bright low-mount swingaway mirrors (Regular Cab Custom trim only); trailer towing wiring harness; HD turn signal flasher; Handling Package; HD battery (gas engines only).

F - S E R I E S

FORD F-SERIES SPECIFICATIONS

2WD

Equipment	F-150		F-250	F-250 HD		F-350 SuperCab	F-350 Reg. Cab	F-350 CrewCab	
	Reg. Cab	SuperCab	Reg. Cab	Reg. Cab	SuperCab	DRW	DRW	SRW	DRW
Max. GVWR (lb.)	6,250	6,250	7,700	8,600	8,800	10,000	10,000	9,200	10,000
Axle, front (max. rating lb.)	3,400	3,400	3,900	4,200	4,200	4,200	4,200	4,200	4,200
Axle, rear (max. rating lb.)	3,800	3,800	5,300	6,250	6,250	7,400	7,400	6,250	7,400
Brakes, power	Std.	Std.	Std.	Std.	Std.	Std.	Std.	Std.	Std.
Clutch (hydraulic actuation) Dia.	10"(3)	10"(3)	10"(3)	11" (12" w/7.5L)	11" (12" w/7.5L)	12"(4)	11" (12" w/7.5L)	11" (12" w/7.5L)	11" (12" w/7.5L)
Electrical: battery (amp-hr.) Std. Opt.	72 84 60(7)	72 84 60(7)	72 84 60(7)	72(2) 84 75(2)(7)	72(2) 84 75(2)	72(2) 84 75(2)	72(2) 84 75(2)	72(2) 84 75(2)	72(2) 84 75(2)
Alternator (amp.)									
Engine (displ.)	Std. 4.9L EFI I-6 5.0L EFI V-8 5.8L EFI V-8	Opt. 4.9L EFI I-6 5.0L EFI V-8 5.8L EFI V-8	4.9L EFI I-6 5.0L EFI V-8 5.8L EFI V-8	4.9L EFI I-6(1) 5.8L EFI V-8 7.3L V-8 Diesel	5.8L EFI V-8 7.5L EFI V-8 7.3L V-8 Diesel	7.5L EFI V-8 Diesel	5.8L EFI V-8 7.5L EFI V-8 7.3L V-8 Diesel	5.8L EFI V-8 7.5L EFI V-8 7.3L V-8 Diesel	5.8L EFI V-8 7.5L EFI V-8 7.3L V-8 Diesel
Fuel tank capacity (gal.) SWB LWB	Std. 18.2 19.0	Std. 34.7 37.2	— 19.0	— 19.0	— 37.2	— 37.2	— 37.2	— 37.2	— 37.2
Auxiliary tank SWB LWB	Opt. 16.5 18.2	— —	— 18.2	— 18.2	— —	— —	— —	— —	— —
Shock absorbers Gas-pressurized, front and rear HD front and rear	Std. Opt.	Std. Opt.	Std. Opt.	— Std.	— Std.	— Std.	— Std.	— Std.	— Std.
Springs: Front Std. Springs: Rear Std.	Coil 2-stage leaf, variable rate	Coil 2-stage leaf, variable rate	Coil 2-stage leaf, variable rate	Coil 2-stage leaf, variable rate	Coil 2-stage leaf, variable rate	Coil 2-stage leaf, variable rate (5)	Coil 2-stage leaf, variable rate (5)	Coil 2-stage leaf, variable rate (5)	Coil 2-stage leaf, variable rate (5)
Opt.	Heavy-duty front and auxiliary rear springs for many models. See your Ford Dealer.								
Steering	Power	Power	Power	Power	Power	Power	Power	Power	Power
Transmission	Std. 5-speed manual overdrive	5-speed manual overdrive	5-speed manual overdrive	5-speed manual overdrive	5-speed manual overdrive	5-speed manual overdrive HD	5-speed manual overdrive HD	5-speed manual overdrive HD	5-speed manual overdrive
Opt.	4-speed manual 3-speed auto 4-speed auto overdrive	3-speed manual 4-speed auto overdrive	4-speed manual 3-speed auto 4-speed auto overdrive	3-speed manual 4-speed auto(6) overdrive	3-speed manual 4-speed auto(6) overdrive	4-speed auto overdrive	3-speed auto 4-speed auto(6) overdrive	3-speed auto 4-speed auto(6) overdrive	3-speed auto 4-speed auto overdrive
Wheels type/rim size	Std. 5-hole 6 JK(8)	5-hole 6 JK(8)	8-hole 6 K	8-hole 6 K	8-hole 6 K	8-hole 6 K	8-hole 6 K	8-hole 6 K	8-hole 6 K
Tires: Tubeless	Std. P215/75R 15SL(8)	P235/75R 15XL(8)	LT215/85R 16D	LT235/85R 16E	LT235/85R 16E	LT215/85R 16D	LT215/85R 16D	LT235/85R 16E	LT215/85R 16D
Opt.	Tubeless tires are available to match payload package requirements. Consult your Ford Dealer for adequate tires.								

EFI = Electronic Fuel Injection HD = Heavy Duty DRW = Dual Rear Wheels SRW = Single Rear Wheels
Note: Consult your Ford Dealer or Chassis-Cab catalog for Chassis-Cab and Stripped Chassis information.
(1) NA in California. (2) Dual 84 amp-hr. batteries and 70 amp. alternator standard with 7.3L V-8 diesel. (3) 11" clutch with 5.0L EFI V-8. (4) 11" clutch with 7.3L V-8 Diesel. (5) Also includes standard auxiliary rear springs. (6) With 7.5L and 7.3L engines. See your Ford Dealer for availability. (7) 75 amp. alternator standard with 4.9L with air conditioning, 5.0L, 5.8L and 7.5L engines. (8) Includes full-size spare.

4WD

Equipment	F-150		F-250	F-250 HD		F-350 Reg. Cab	F-350 Crew Cab
	Reg. Cab	SuperCab	Reg. Cab	Reg. Cab	SuperCab	SRW	SRW
Max. GVWR (lb.)	6,250	6,250	6,800	8,600	8,800	9,000	9,200
Axle, front (max. rating lb.) Std. Opt.	3,550 3,800	3,800 —	3,850 4,600(5)	3,850 4,600(5)	4,600 —	5,000 —	5,000 —
Axle, rear (max. rating lb.)	3,800	3,800	5,300	6,250	6,250	6,250	6,250
Brakes, power	Std.	Std.	Std.	Std.	Std.	Std.	Std.
Clutch (hydraulic actuation) Dia.	10"(1)	10"(1)	11"	11" (12" w/7.5L)	11" (12" w/7.5L)	11" (12" w/7.5L)	11" (12" w/7.5L)
Electrical: battery (amp-hr.) Std. Opt.	72 84 60(7)	72 84 60(7)	72 84 60(7)	72(2) 84 75(2)	72(2) 84 75(2)	72(2) 84 75(2)	72(2) 84 75(2)
Alternator (amp.)							
Engine (displ.)	Std. 4.9L EFI I-6 5.0L EFI V-8 5.8L EFI V-8	Opt. 4.9L EFI I-6 5.0L EFI V-8 5.8L EFI V-8	4.9L EFI I-6 5.0L EFI V-8 5.8L EFI V-8	5.8L EFI V-8 7.5L EFI V-8 7.3L V-8 Diesel	5.8L EFI V-8 7.5L EFI V-8 7.3L V-8 Diesel	5.8L EFI V-8 7.5L EFI V-8 7.3L V-8 Diesel	5.8L EFI V-8 7.5L EFI V-8 7.3L V-8 Diesel
Fuel tank capacity (gal.) SWB LWB	Std. 18.2 19.0	Std. 34.7 37.2	— 19.0	— 19.0	— 37.2	— 19.0	— 37.2
Aux. tank capacity (gal.) SWB LWB	Opt. — 18.2	Opt. — —	— 18.2	— 18.2	— —	— 18.2	— —
Hubs: free-running, manual locking Auto-locking	Std. Opt.	Std. Opt.	Std. —	Std. —	Std. —	Std. —	Std. —
Shock absorbers Gas-pressurized, front and rear HD front and rear	Std. Opt.	Std. Opt.	Std. Opt.	— Std.	— Std.	— Std.	Std.
Springs: Front Std. Springs: Rear Std.	Coil 2-stage leaf, variable rate	Coil 2-stage leaf, variable rate	Coil 2-stage leaf, variable rate	Coil 2-stage leaf, variable rate	Coil 2-stage leaf, variable rate	Coil 2-stage leaf, variable rate	Coil 2-stage leaf, variable rate
Opt.	Heavy-duty front and auxiliary rear springs for many models. See your Ford Dealer.						
Steering	Power	Power	Power	Power	Power	Power	Power
Transmission	Std. 5-speed manual overdrive	5-speed manual overdrive	5-speed manual overdrive	5-speed manual overdrive HD	5-speed manual overdrive HD	5-speed manual overdrive HD	5-speed manual overdrive
Opt.	4-speed manual 3-speed auto 4-speed auto overdrive	4-speed manual 3-speed auto 4-speed auto overdrive	4-speed manual 3-speed auto 4-speed auto overdrive	5-speed manual overdrive(3)	3-speed auto 4-speed auto overdrive(6)	3-speed auto 4-speed auto overdrive(6)	3-speed auto 4-speed auto overdrive(6)
Wheels type/rim size	Std. 5-hole, 6 JK(8)	5-hole, 6 JK(8)	8-hole, 6 K	8-hole, 6 K	8-hole, 6 K	8-hole, 6 K	8-hole, 6 K
Tires: tubeless	Std. P235/75R 15XL(8)	P235/75R 15XL(8)	LT215/85R 16D	LT235/85R 16E	LT235/85R 16E	LT235/85R 16E	LT235/85R 16E
Opt.	Tubeless tires are available to match payload package requirements. Consult your Ford Dealer for adequate tires.						

Note: Consult your Ford Dealer or Chassis-Cab catalog for Chassis-Cab information.
EFI = Electronic Fuel Injection HD = Heavy Duty SRW = Single Rear Wheels
(1) 11" clutch with 5.0L EFI V-8 (2) Dual 84 amp-hr. batteries and 70 amp. alternator standard with 7.3L V-8 diesel. (3) Available and standard with 5.0L EFI V-8 only. (4) Also includes standard auxiliary rear springs. (5) Available and included with H. D. Front Suspension Pkg. only. (6) With 7.3L engine only. See your Ford Dealer for availability. (7) 75 amp. alternator standard with 4.9L with air conditioning, 5.0L and 5.8L engines. (8) Includes full-size spare.

PAYLOADS

F-SERIES PAYLOADS 2WD

Series	Pickup Box Length*	Payload Pkg. No.	Payload**	GVWR	Tires
Regular Cab Pickups					
F-150	6¾-ft. Styleside	1	1,575 lb.	5,250 lb.	P215/75R-15SL
F-150	8-ft. Styleside	1	1,715 lb.	5,450 lb.	P215/75R-15SL
F-150	8-ft. Styleside	2	2,485 lb.	6,250 lb.	P235/75R-15XL†
F-250	8-ft. Styleside	1	2,650 lb.	6,600 lb.	LT215/85R-16D
F-250	8-ft. Styleside	2	3,655 lb.	7,700 lb.	LT235/85R-16E†
F-250HD	8-ft. Styleside	1	4,450 lb.	8,600 lb.	LT235/85R-16E
F-350	8-ft. Styleside	1	5,270 lb.	10,000 lb.	LT215/85R-16D(DR)
SuperCab Pickups					
F-150	6¾-ft. Styleside	1	1,905 lb.	6,050 lb.	P235/75R-15XL
F-150	8-ft. Styleside	1	1,985 lb.	6,250 lb.	P235/75R-15XL
F-250HD	8-ft. Styleside	1	4,055 lb.	8,800 lb.	LT235/85R-16E
F-350	8-ft. Styleside	1	4,755 lb.	10,000 lb.	LT215/85R-16D(DR)
Crew Cab Pickups					
F-350	8-ft. Styleside	1	4,105 lb.	9,200 lb.	LT235/85R-16E
F-350	8-ft. Styleside	1	4,745 lb.	10,000 lb.	LT215/85R-16D(DR)

*Nominal. **Maximum allowable weight of people, cargo, and body equipment. †Required option. Note: Consult your Ford Dealer or Chassis-Cab catalog for Chassis-Cab and Stripped Chassis information.

4WD

Series	Pickup Box Length*	Payload Pkg. No.	Payload**	GVWR	Tires
Regular Cab Pickups					
F-150	6¾-ft. Styleside	1	2,160 lb.	6,100 lb.	P235/75R-15XL
F-150	8-ft. Styleside	1	2,235 lb.	6,250 lb.	P235/75R-15XL
F-250	8-ft. Styleside	1	2,500 lb.	6,800 lb.	LT215/85R-16D
F-250HD	8-ft. Styleside	1	4,035 lb.	8,600 lb.	LT235/85R-16E
F-350	8-ft. Styleside	1	4,295 lb.	9,000 lb.	LT235/85R-16E
SuperCab Pickups					
F-150	6¾-ft. Styleside	1	1,890 lb.	6,250 lb.	P235/75R-15XL
F-150	8-ft. Styleside	1	1,750 lb.	6,250 lb.	P235/75R-15XL
F-250HD	8-ft. Styleside	1	3,705 lb.	8,800 lb.	LT235/85R-16E
Crew Cab Pickup					
F-350	8-ft. Styleside	1	3,765 lb.	9,200 lb.	LT235/85R-16E

*Nominal. **Maximum allowable weight of people, cargo, and body equipment. Note: Consult your Ford Dealer or Chassis-Cab catalog for Chassis-Cab information.

TRIM CONTENTS

F-SERIES TRIM CONTENT

● = Standard ■ = Optional			
Exterior	Custom	XL(1)	XLT Lariat(2)
Chrome front bumper	●	●	●
Front bumper rub strip, black	—	●	●
Grille	Light argent	Light argent	Chrome
Bright headlight/parking lights bezel	—	—	●
Bright hub caps	●	●	—
Sport wheel covers	■	■	●
Mirrors, black foldaway	●(3)	—	—
Mirrors, bright low mount swingaway	■(3)	●	●
Bright wheelip molding	■(6)	●(4)	●(4)
Dual accent bodyside paint stripes	—	●(4)	—
Lower bodyside molding	■(6)	■	●(4)
Brushed aluminum tailgate appliqué	—	—	●
Tinted glass	●	●	●
Bright rear window moldings	—	●	●
Interior			
Floor mat, rubber with insulation, color-keyed	●	●	■
Carpeting, color-keyed with insulation	—	—	●
Door trim panel, color-keyed	●	with map pocket	with map pocket cloth insert and additional storage compartment under armrest
Instrument panel, color-keyed	with black appliques	with woodtone appliques	with woodtone appliques
Front bench seat	Vinyl	Cloth/vinyl	Cloth
Safety belts with comfort regulator (exc. Crew Cab)	Color-keyed	Color-keyed	Color-keyed
Electronic AM radio with dual speakers and digital clock (may be deleted for credit)	●	●	—
Electronic AM/FM stereo radio with dual speakers and digital clock	■	■	●
Interval wipers	—	●	●
Sun visors, color-keyed	Vinyl	Vinyl	Cloth with LH retention band and covered RH visor mirror
Headliner, color-keyed cloth	■(5)	●	●
Steering wheel — black	Vinyl	Vinyl	Leather-wrapped

(1) Available with Regular Cab/SuperCab SRW Styleside and Chassis Cab only. (2) NA with Chassis Cab. (3) Low mount swingaway standard with Regular Cab DRW Styleside and Chassis Cab, SuperCab and Crew Cab. (4) Included with SRW Styleside only. (5) Standard with SuperCab and Crew Cab. (6) Available as lower bodyside and wheelip molding option on SRW Styleside only.

DIMENSIONS COLORS AND TRIMS

EXTERIOR DIMENSIONS

Cab Type	Series	WB (in.)	Box IL* (ft.)	IW max. Width (in.)	(2WD)		(4WD)		OAL (in.)†
					LH (in.)**	CH (in.)**	LH (in.)**	CH (in.)**	
Styleside Pickup									
Regular	F-150	117	6¾	70	30.7	69.8	33.3	73.8	194.1
	F-150	133	8	70	29.2	69.9	32.8	73.2	210.2
	F-250	133	8	70	32.5	73.0	34.2	75.7	210.2
	F-250HD	133	8	70	34.4	74.4	36.3	76.7	210.2
	F-350	133	8	70	—	—	38.6	78.5	210.2
SuperCab	F-350DR	133	8	70	33.0	73.4	—	—	210.2
	F-150	139	6¾	70	31.4	72.1	33.7	74.6	216.1
	F-150	155	8	70	31.3	71.9	33.2	74.0	232.2
	F-250HD	155	8	70	34.2	74.6	36.0	77.0	232.2
	F-350DR	155	8	70	32.9	73.9	—	—	232.2
Crew Cab	F-350	168	8	70	34.1	74.6	35.6	78.3	245.7
	F-350DR	168	8	70	32.9	74.1	—	—	245.7

*Nominal. **Estimated empty. See your Ford Dealer for details. †Without rear bumper. Add 4.5" for optional rear step bumper. See your Ford Dealer or Chassis-Cab Catalog for Chassis-Cab and Stripped Chassis dimensions.

COLOR SELECTIONS

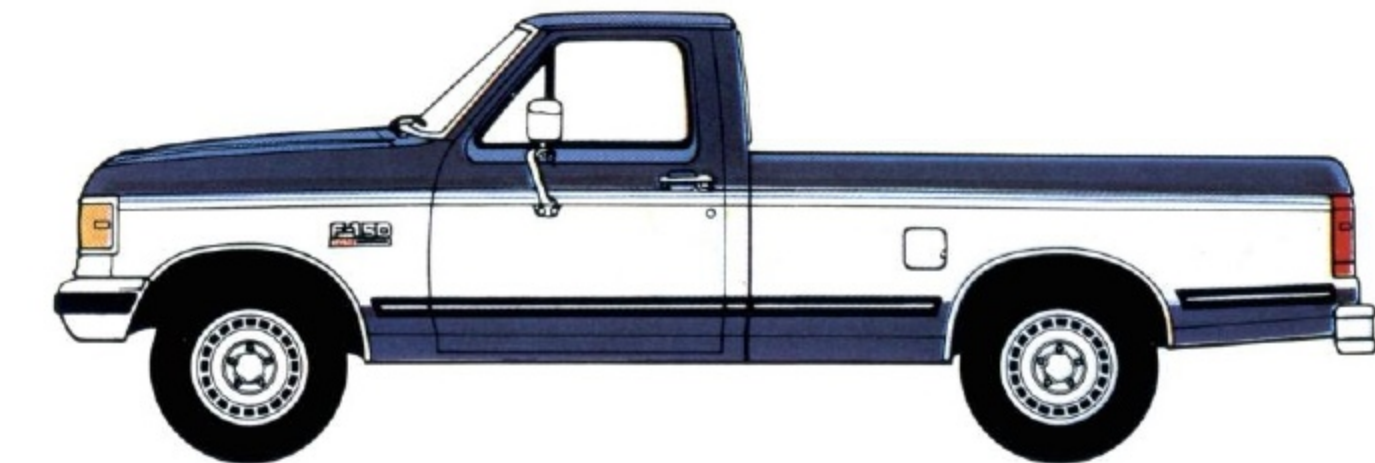
Interior Trim Colors				Exterior Paint Colors
Dark Charcoal	Crystal Blue	Scarlet Red	Chestnut	
X		X	X	Raven Black
X		X		Dark Gray Metallic
X	X	X		Medium Silver Metallic
X		X	X	Scarlet Red
		X	X	Cabernet Red
			X	Alpine Green Metallic
	X			Bright Regatta Blue Metallic
X	X		X	Deep Shadow Blue Metallic
X	X	X	X	Colonial White
			X	Desert Tan Metallic
			X	Light Chestnut
			X	Dark Chestnut Metallic

Some of these paint colors are shown in this catalog. On the printed page, of course, colors are at best only representative of the originals. Your Ford Dealer can show you actual samples of paint colors as well as interior trim materials.

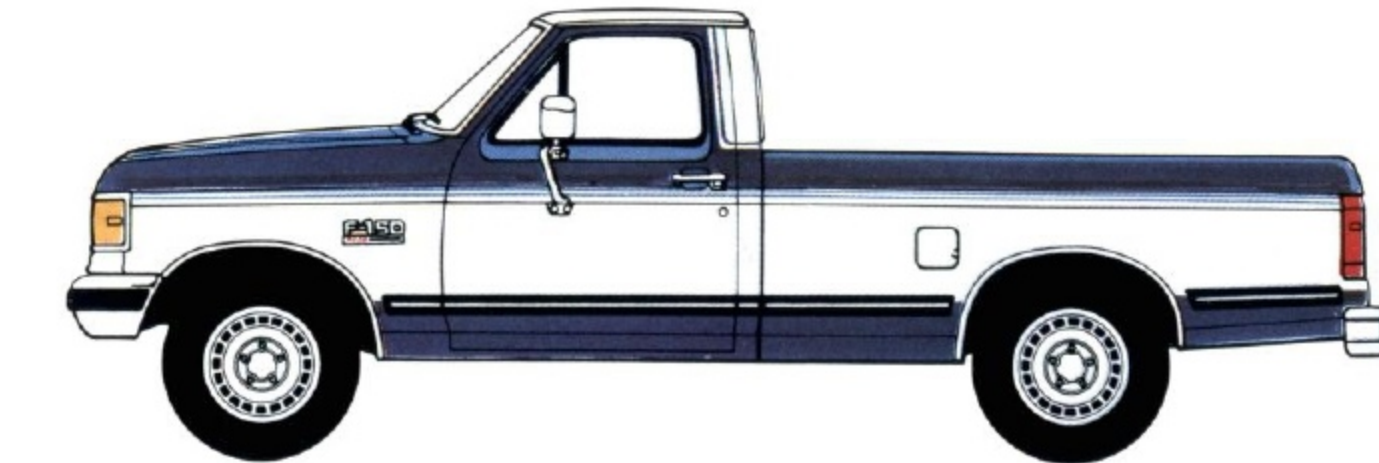
TWO-TONES

Deluxe two-tone — Includes accent color on the center bodyside area and tailgate, two-color tape stripe on upper bodyside and upper/lower tailgate paint breaks, bodyside/

wheelip moldings at lower paint break, two-color tape at paint breaks on DRW models. Deletes dual bodyside accent paint stripes with XL trim.

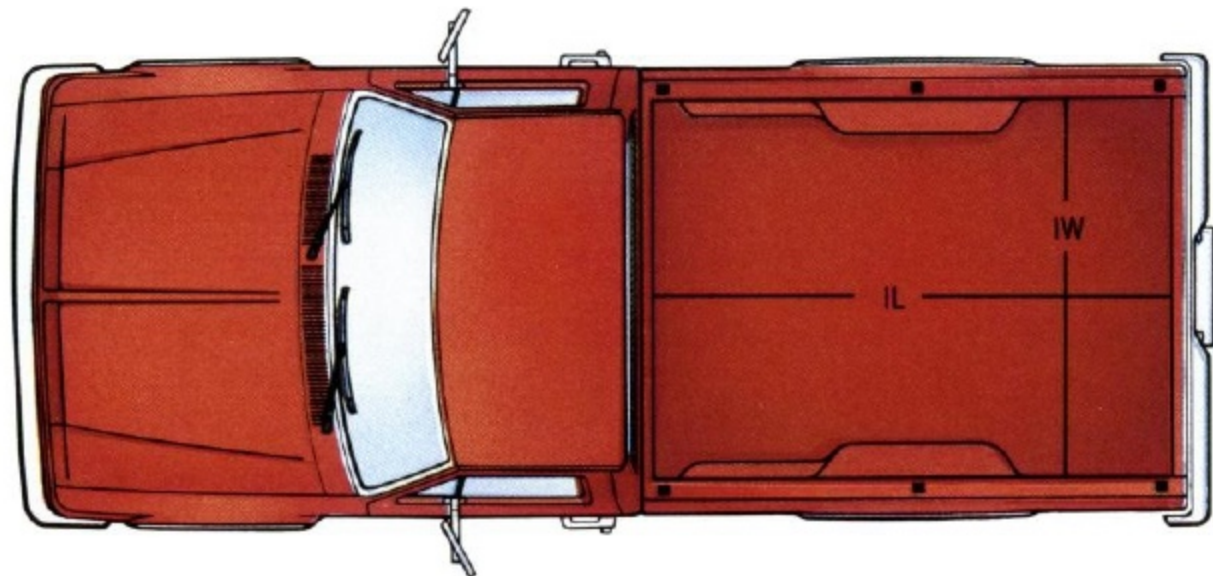
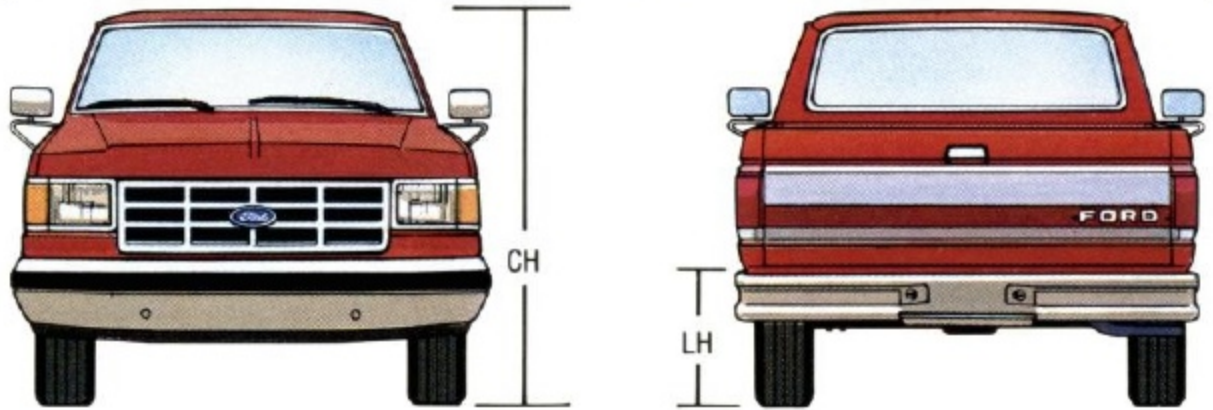
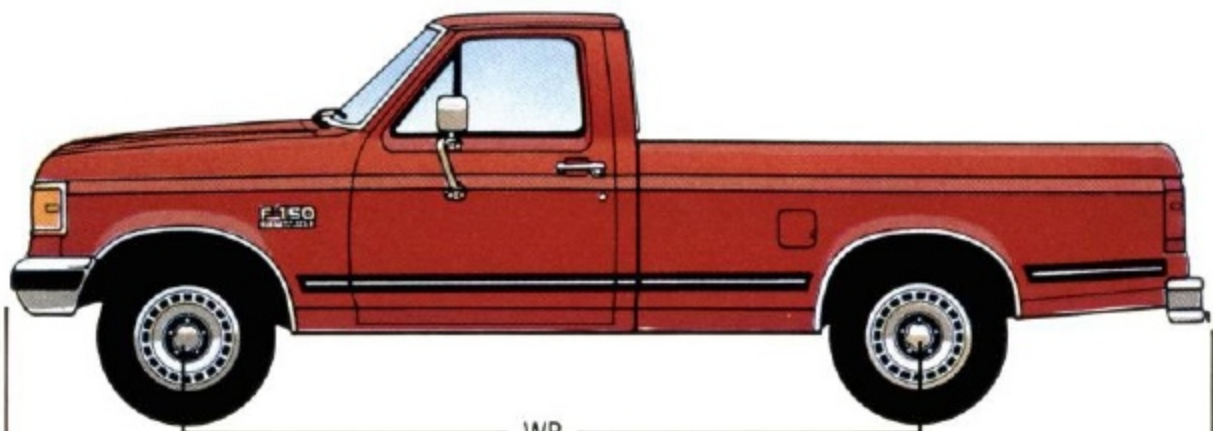


Combination two-tone — Includes Deluxe two-tone combined with roof two-tone.



■ Body Color

□ Accent Color



SAFETY AND OWNER BENEFITS

Ford Motor Company strongly encourages all passengers to use their safety belts. Ford urges the use of child restraints. Ford's easy-to-install Tot-Guard (for children 20 to 50 pounds) is available at all Ford Dealers. If a child restraint requires a top-tether, Ford trucks provide special anchorages.



FORD LIFEGUARD DESIGN SAFETY FEATURES

Vehicle Operation

□ Split service hydraulic brake system with warning light □ Corrosion-resistant brake lines □ Turn indicator with lane-changing signal feature □ Hazard warning flasher □ Backup lamps □ Wraparound parking lamps coupled with headlamps □ Two speed windshield wipers □ Windshield washers □ Outside rearview mirrors □ Glare-reduced instrument panel, windshield wiper arms and windshield pillars □ Uniform transmission shift quadrant with safety starting switch (on all vehicles equipped with automatic transmission) □ Clutch or neutral interlock for starter motor (on vehicles with manual transmissions) □ Continuously variable control illumination intensity (instrument cluster lighting) □ Safety hood latch system □ Function-rated windshield defroster system □ Tamper-resistant (non-reversing) odometer □ Speedometer with highlighted 55-mph □ Inertia shut-off switch for electrical fuel pumps

Occupant protection

□ Safety-designed front end structure □ Two-position door safety latches □ Integral lap and shoulder belts with automatic retractors for front outboard occupants □ Positive safety belt fastening reminder light and buzzer or chime for the driver's seat □ Lap belt for center front and all rear passengers □ Energy-absorbing steering column and steering wheel □ Energy-absorbing armrests and safety-designed door handles □ Energy-absorbing instrument panel with padding for right and center front passengers (where three

passenger front seat is provided) □ Energy-absorbing sun visors □ Safety glove box latch □ Inside yieldaway rearview mirror □ Impact-absorbing laminated safety glass windshield □ Flame-resistant interior materials □ Safety-designed coat hook □ Safety-designed radio control knobs and push buttons

6-YEAR/60,000-MILE POWERTRAIN WARRANTY

Ford's powertrain warranty covers all 1989 light trucks for 6 years or 60,000 miles, whichever comes first. This limited warranty covers major powertrain components. Certain restrictions and deductible apply. Ask your dealer for a copy.

6-YEAR/100,000-MILE CORROSION PROTECTION

F-Series' corrosion warranty coverage for outer body panel rust-through is 6 years or 100,000 miles, whichever comes first. See your Ford Dealer for details and a copy of this limited warranty.

SCHEDULED MAINTENANCE

Here are some examples of scheduled maintenance intervals for the 1989 F-Series 4x2 equipped with a 4.9L EFI 6-cylinder engine. For complete recommendations refer to the F-Series Scheduled Maintenance Booklet.

Engine oil change each 7,500 miles or 6 months
Spark plug change each 30,000 miles
Air filter replacement each 30,000 miles
Engine coolant replacement each 30,000 miles or 3 years



Participating Ford Dealers offer the Lifetime Service Guarantee, which guarantees their work on your Ford vehicle for as long as you own it. A covered repair is paid for once. If it ever has to be fixed again, the repairing dealer

will fix it free. Ask to see this limited warranty when you visit your participating Ford Dealer.



Optional Ford Extended Service Plans cover major components on new Ford cars and light trucks for longer than the vehicle's basic warranty. Your Ford Dealer has full details.



Genuine Ford and Motorcraft original equipment replacement parts meet the same high standards as those installed in production.



The leasing alternative is available through your Ford Dealer. A participating dealer can arrange financing terms or a Red Carpet Lease* tailored to your circumstances through Ford Credit.

FUEL ECONOMY

1989 EPA mileage estimates were not available at the time this publication was approved for printing. As soon as information is available, your Ford Dealer will be among the first to receive it and will be happy to pass it along to you.

Options availability

Options shown or described in this catalog are available at extra cost and may be offered only in combination with other options or subject to additional ordering requirements or limitations.

Product changes

Ford Division reserves the right to change product specifications at any time without incurring obligations.

"Ask your Ford Dealer"

Following publication of this catalog, certain changes in standard equipment, options, prices and the like, or product

delays, may have occurred which would not be included in these pages. Your Ford Dealer is your best source for up-to-date information.

Ford-paid repair programs after the warranty period

Sometimes Ford Motor Company offers adjustment programs to pay all or part of the cost of certain repairs. These programs are intended to assist owners and are in addition to the warranty or to required recalls.

Technical service bulletins

All vehicles need repairs during their lifetime. Sometimes Ford issues technical service bulletins (TSBs) and easy-to-read explanations describing unusual engine or transmission conditions which may lead to costly repairs, the recommended repairs, and new repair procedures. Often a repair now can prevent a more serious repair later.

For more information...

Ask Ford Motor Company or your Ford or Lincoln Mercury, Scorpio, XR4Ti Dealer about Ford-paid repair programs and/or TSBs relating to your vehicle.

To get copies of these materials for your vehicle or the vehicle of interest to you: Call Ford toll-free at 1-800-241-3673. Alaska/Hawaii call 1-800-241-3711 and in Georgia call 1-800-282-0959.

Or write Ford at:

Ford Customer Information System
Post Office Box 95427
Atlanta, Georgia 30347

We'll need your name and address; year, make, model and vehicle identification number, as well as engine size.

