

**Illustrations, descriptions and specifications.** This brochure was correct at the time of going to print. However, Ford policy is one of continuous product development. The right is reserved to change specifications, colours and prices of the models and items illustrated and described in this publication at any time. For the latest details always consult your Ford Dealer. **Optional equipment.** Throughout this publication, wherever a feature is described as being an 'Option' or 'Optional Fitment/Pack', etc., you should assume that it will be at extra cost to the base vehicle, unless specifically stated to the contrary. All models and colour combinations are subject to availability. **Note.** Some images portrayed are of a pre-production model and/or are computer generated, therefore, the design/features on the final version of the vehicle may differ in various respects. In addition, some of the features shown on the vehicles may be optional. **Note.** This brochure contains both original Ford accessories as well as a range of carefully selected products from our suppliers, which are featured under their own brands. All supplier branded products are subject to warranty terms defined by the relevant suppliers and do not lie within the responsibility of Ford. **Note.** The Bluetooth® word mark and logos are owned by the Bluetooth SIG, Inc. and any use of such marks by Ford Motor Company is under licence. Other trademarks and trade names are those of their respective owners.

**The Government fuel figures** do not express or imply any guarantee of the fuel consumption of any particular car. The cars themselves have not been tested and there are inevitably differences between individual cars of the same model. In addition, a car may incorporate particular modifications. Furthermore, the driver's style and road and traffic conditions, as well as the extent to which the car has been driven and the standard of maintenance, will affect its fuel consumption. **Insurance groups** are only as recommended by the Association of British Insurers. You should always consult your insurance adviser for confirmation.



Collect Nectar points at participating Ford Dealers now. So keep a look out for the latest Ford offers at [www.ford.co.uk/nectar](http://www.ford.co.uk/nectar) or call the Ford Information Service on 0845 7111 888. Calls are charged at national rate and may be recorded for training purposes.



Ford recommends BP.



BY APPOINTMENT TO  
HER MAJESTY THE QUEEN  
MOTOR VEHICLE MAINTENANCE  
FORD MOTOR COMPANY LIMITED  
BRENTWOOD ESSEX



BY APPOINTMENT TO  
HER MAJESTY THE QUEEN  
MOTOR VEHICLE MAINTENANCE  
FORD MOTOR COMPANY LIMITED  
BRENTWOOD ESSEX



Published by Ford Motor Company Limited,  
Brentwood, Essex, England.  
Registered in England No. 235446.  
FA 1521/3  
BJN 304646 FoE H41E.  
PN 877504/0708/31m/GBR en.  
July 2008  
© Ford Motor Company Limited.

[www.ford.co.uk](http://www.ford.co.uk)

FordRanger

Feel the difference



# FordRanger

**115 kW (156 PS) / 380 Nm**  
**1-tonne payload**  
**3 cab styles**  
**4x2 or 4x4**

# Set it free

With the heart and soul of a true pick-up, the sensational Ford Ranger will do anything you ask of it – and more. Powerful, agile and great-looking, Ford Ranger is an irresistible force built to take on the toughest challenge. But Ford Ranger is more, much more. The contemporary insightful design of the spacious cabin, the sumptuous seating and the superior level of interior comfort ensure you travel and arrive at your destination feeling totally relaxed. With a choice of either 4x2 or 4x4 drivelines, three distinctive cab styles and a wide selection of models, there's a Ford Ranger for work, play and all points in between.

The Ford Ranger. Prepare to be impressed.

For more information, please visit:  
**[www.fordvans.co.uk/ranger](http://www.fordvans.co.uk/ranger)**

Front cover: **Model** Double Cab 4x4 Thunder  
**Accessory** Rear sports bar (at extra cost).  
**Model** Double Cab 4x4 Thunder



## Wild at heart

The Ford Ranger Wildtrak stands apart from every other pick-up in our range – with bold styling enhancements including alloy wheels, a muscular grille and sports bar that are the perfect complement to the distinctive comfort features found throughout the cab. And those sporty looks aren't deceiving, because the Ford Ranger Wildtrak also introduces an entirely new performance dynamic to the range. At its heart beats a 3.0-litre Duratorq TDCi diesel engine that pumps out an impressive 115 kW (156 PS), with 380 Nm of torque at just 1800 rpm. Available as a Double Cab, Ford Ranger Wildtrak has dependable four-wheel drive traction to ensure that you can put down all of that power at any time.

**Model** Double Cab 4x4 Wildtrak in Performance Blue with GT stripes and roller shutter cover.



## Ready for anything

Whether you're tackling the toughest off-road conditions imaginable or on your way to do battle with the fairways at your golf course, the Ford Ranger Thunder gets you there in head-turning style. Powered by a 2.5-litre Duratorq TDCi diesel engine, or the optional 3.0-litre Duratorq TDCi with automatic transmission, its muscular and purposeful lines are ideally balanced with a luxurious level of interior comfort. Together they confirm the Thunder to be equally at home in town or country.

From the deeply dished 16" alloy wheels and perfectly proportioned body to the beautifully crafted leather upholstery, the Thunder is every inch a vehicle where style and substance come together.

**Model** Double Cab 4x4 Thunder **Accessory** Rear sports bar (at extra cost).



## Rise to the challenge

On-roader, off-roader and everywhere in between, the Ford Ranger XLT is every vehicle you need. A willing work partner one minute, a car for the family the next. Combining the adventurous benefits of four-wheel drive with the roomy comfort of a comprehensively-equipped saloon, the Ford Ranger XLT rises to every challenge with sure-footed confidence. Good-looking, hard-working and, above all, rewarding to drive, its all-round talent is evident at first glance.

**Model** Double Cab 4x4 XLT **Accessory** Rear sports bar (at extra cost).



# Making tracks

When your job regularly involves coming to terms with treacherous terrain, the tough and dependable Ford Ranger makes a reliable partner. The powerful 2.5-litre Duratorq TDCi 105 kW (143 PS) diesel engine, coupled with superb traction provide the capability to deal with the most demanding of conditions. Available with a Double, Super, Regular Cab (4x4) or Regular Cab and Super Cab (4x2), the Ford Ranger has the space to comfortably accommodate vital equipment and tools too. Each cabin style is finished in a high-quality durable two-cloth fabric, making the Ranger as comfortable as it is practical.

**Model** Regular Cab 4x4 **Option** Metallic paint (at extra cost).



# FordRanger

For a sure-footed pick-up that works relentlessly and has the capacity to carry huge loads without complaint, look no further than the Ford Ranger. Built to endure, built to perform, the four-wheel drive model willingly carries 1160 kg (1115 kg 4x2) in the high-walled steel load box. But it isn't only the load that is well protected. The level of interior comfort ensures that both driver and passengers benefit from an environment designed to be great to drive and travel in too.

**Built-in versatility**  
Guiding grooves along cargo box walls allow a handy double-floor effect to be created.



- Load box features include:**
- Tough, double-skinned steel load box construction
  - Load length of 1530 mm (Double Cab)
  - 2-position drop-down tailgate
  - Load box exterior tie down hooks and load rest
  - Load box exterior rope rail
  - Horizontal and vertical grooves for easy partitioning of load box

- Exterior features include:**
- 15" steel wheels with 235/75 R15 tyres (4x4)
  - 15" steel wheels with 215/70 R15 tyres (4x2)
  - Electrically-operated door mirrors with black housings (4x4)
  - Body colour front grille
  - Optional metallic paint
  - Electrically-operated front windows
  - Tinted glass

\*Note: A child seat should never be placed in the front passenger seat when the Ford vehicle is equipped with an operational front passenger's airbag. The safest place for children is properly restrained on the rear seat.

**Stowage**  
On all series, a working tray table (380 mm x 130 mm x 15 mm) can be pulled out for small item storage and added working surface. Supports up to 10 kg.



**Mesh seat facing / Twill seat sides**  
The seats are two-fabric cloth, optimised to meet the comfort and practical needs of a professional working vehicle.



- Interior features include:**
- Integrated single CD/AM/FM/MP3 audio system with 2 speakers in the Regular and Super Cab, 4 speakers in the Double Cab 4x4
  - Driver and front passenger airbags\*
  - Optional air conditioning on Super Cab and Double Cab 4x4

- Powertrain features include:**
- Powerful 2.5-litre Duratorq TDCi 105 kW (143 PS) diesel engine
  - 5-speed manual transmission
  - Choice of 4x4 or 4x2 drivelines

## AVAILABILITY

- Double Cab (4x4)
- Super Cab (4x4)
- Super Cab (4x2)
- Regular Cab (4x4)
- Regular Cab (4x2)



# FordRanger

## XLT

Benefiting from superb driving dynamics, the Ford Ranger XLT is equally at home both on and off the road. Powered by the outstanding 2.5-litre Duratorq TDCi 105 kW (143 PS) diesel engine, coupled with go-anywhere four-wheel drive, its performance matches its imposing looks. An absolute must when work takes you off-road and play involves keeping pace with 'airborne' friends. The XLT's insatiable appetite for hard work and its carefully tailored interior make it great to drive – and great to sit in.

- Powertrain features include:**
- Powerful 2.5-litre Duratorq TDCi 105 kW (143 PS) diesel engine
  - 5-speed manual transmission
  - 4x4 driveline

**AVAILABILITY**

- Double Cab XLT (4x4)
- Super Cab XLT (4x4)

**Chrome front grille**  
Distinctive chrome front grille announces Ford Ranger XLT's powerful intent.



**XLT exterior features (in addition to Ranger 4x4) include:**

- 16" 6-spoke alloy wheels with 245/70 R16 tyres
- Electrically-operated door mirrors with body colour housings
- Chrome front grille
- Full-length polished stainless steel side bars
- Two-tone metallic paint
- Front fog lights

**Scuff plates**  
Scuff plates embossed with Ford logo.



**Exceptional comfort**  
The XLT two-fabric velour seats produce a premium appearance with superior durability.



**XLT interior features (in addition to Ranger 4x4) include:**

- Air conditioning
- Black/Grey velour trim
- Chrome-finish interior door trim inserts, window switches and door handles
- Chrome-effect, embossed scuff plates
- Leather-wrapped steering wheel with silver inserts
- Driver, front passenger and front seat side airbags\*
- Premium 6-CD/MP3 audio system with 6 speakers



# FordRanger Thunder

The Ford Ranger Thunder's refined interior intelligently blends functionality with comfort. A classical high driving position affords excellent all-round visibility, while the profiled top-quality leather seating puts you comfortably in command. It is powered by a 2.5-litre Duratorq TDCi diesel engine, or the sensational new 115 kW (156 PS) 3.0-litre Duratorq TDCi engine option with a newly-developed 5-speed automatic transmission.

**Thunder exterior features (in addition to XLT) include:**

- Stylish 16" 6-spoke 'dished' alloy wheels with 245/70 R16 tyres
- Chrome rear protector bar with Park Assist sensors
- Electrically-operated door mirrors with chrome housings
- Chrome door handles
- Front fog lights with chrome surrounds
- Front bumper overrider
- Body-colour wheel arch mouldings
- 'Thunder' decals



**Powertrain features include:**

- 2.5-litre Duratorq TDCi diesel engine with 5-speed manual transmission, or
- High-power 3.0-litre Duratorq TDCi 115 kW (156 PS) diesel engine with 5-speed automatic transmission
- 4x4 driveline

**AVAILABILITY**

- Double Cab Thunder (4x4)
- Super Cab Thunder (4x4)

**Thunder interior features (in addition to XLT) include:**

- Crafted black leather trim for extra comfort
- Heated front seats (from late '07 onwards)
- Chrome-finish interior door trim inserts, window switches and door handles
- Chrome-effect, embossed scuff plates
- Rear passenger lighting
- Off-road information centre
- Premium footwell lighting

**Automatic transmission**  
Silky-smooth 5-speed automatic transmission adds to the Ford Ranger's sheer driving pleasure.



**Off-road information centre**  
Keep a watchful eye on the outside temperature, the vehicle's climb/descent and inclination angles, and your direction of travel.



# FordRanger Wildtrak

Take a walk on the wild side with the stunning Ford Ranger Wildtrak. Unbeatable both on and off the road, its unmistakable styling will get you noticed wherever you travel. Inside, the spacious interior offers the luxury and comfort you would expect of an executive saloon. While under the bonnet, its awesome 3.0-litre Duratorq TDCi engine, coupled with a 5-speed manual transmission, serves to confirm the Ford Ranger Wildtrak's fearless, go-anywhere capability.

**Side air vents**  
Beyond the bold sports front grille, new styled side air vents reinforce the eye-catching style



**Door mirrors**  
Power-fold door mirrors feature chrome-effect housings and LED side turn indicators.



**Wildtrak exterior features (in addition to XLT) include:**

- Stunning 16" 6-spoke machine-finished alloy wheels
- Sports front grille and aluminium-effect overrider
- Lower sports cladding, sports side steps and side sports vents
- Chrome door mirrors with LED side turn indicators
- Aerodynamic sports bar and roof rails
- Pick-up box sports rail extension and optional lockable roller cover
- Chrome rear protector bar with Park Assist sensors
- Chrome door handles
- Rear light protectors
- 'Wildtrak' decals

\*Please note: Lockable roller cover supplied by Armadillo. All supplier-branded components are subject to the warranty terms defined by the relevant supplier and do not lie within the responsibility of Ford.



**Floor mats**  
Custom floor mats feature orange edging and Ranger logo.



**Seat trim**  
Unique interior appointments include leather/perforated Alcantara seat trim with Wildtrak logo and orange tricot stitching.



**Interior features (in addition to XLT) include:**

- Leather/perforated Alcantara seat trim with 'Wildtrak' logo and orange tricot stitching
- Floor mats with keyed orange edges and 'Ranger' logo
- Colour-keyed scuff plates embossed with 'Wildtrak' logo
- Off-road information centre
- Leather-wrapped steering wheel and gearshift knobs
- Silver-finish interior door trim inserts, window switches and door handles
- Premium footwell lighting
- Heated front seats



- Powertrain features include:**
- High-power 3.0-litre Duratorq TDCi 115 kW (156 PS) diesel engine
  - 5-speed manual transmission
  - 4x4 driveline

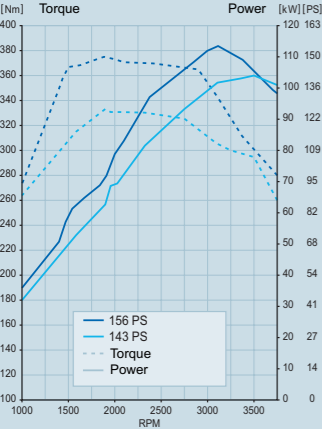
**AVAILABILITY**

- Double Cab Wildtrak (4x4)

# Capabilities

When tough work beckons or the weather is doing its worst, you would be forgiven for feeling just a little superior from behind the wheel of your Ford Ranger. From muddy construction sites to flooded tracks, its high ground clearance and rigid, cross-braced ladder-frame chassis allow you to take even the most demanding conditions in your stride. At the same time, the choice of powerful Duratorq TDCi diesel engines and go-anywhere 4x4 versatility means you will really feel that you are a cut above the rest.

2.5L and 3.0L



## Powerful performer

The Ford Ranger comes with a choice of two powerful Duratorq TDCi diesel engines, depending on the model you prefer.

First, there is the proven 2.5-litre 16-valve unit that develops 105 kW (143 PS) and delivers up to 330 Nm of torque at just 1800 rpm, while reducing emissions and improving fuel consumption. If you are looking for even more power, look no further than 3.0-litre Duratorq TDCi engine. Using the latest-generation common-rail technology, it produces

a mighty 115 kW (156 PS) and a truly immense 380 Nm of torque for powerful acceleration and solid load-hauling characteristics.

## The power to keep you moving

Ford Ranger's highly acclaimed four-wheel drive system is designed to keep going even in the harshest conditions. To engage four-wheel drive, simply move your range selector lever to the '4H' position while stationary, and the system locks in for as long as you need it. You can then shift between four-wheel and two-wheel drive on the

## Towing capacities

In addition to carrying onboard loads, new Ford Ranger is particularly adept at towing.

- Regular Cab 4x2: Unbraked 750 kg; Braked 1600 kg
- Regular Cab, Super Cab, Double Cab 4x4: Unbraked 750 kg; Braked 3000 kg

\*In some situations '4L' may need to be used.



fly, when conditions change, using the Remote Free Wheel (RFW) button.

When conditions get really difficult, the low-ratio transfer box increases the gear spectrum to match the prevailing conditions. Ideal for both extreme off-road conditions and hauling loads up steep gradients, Ford Ranger has the traction to match the job.

# Safety and security

As befits a vehicle that works for a living, the Ford Ranger is equipped with a series of advanced safety and security features. These include driver and front passenger airbags, tough steel side impact beams and an Anti-lock Braking System (ABS) with Electronic Brake-force Distribution (EBD). To help protect your Ford Ranger from unwanted attention, you will find a range of effective security measures, such as shielded door locks with strengthened mountings, an engine immobiliser and anti-theft alarm.

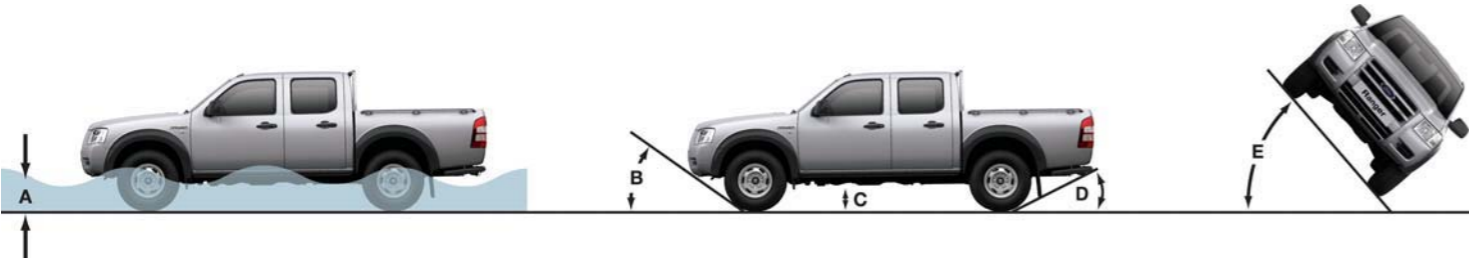
\*Note: A child seat should never be placed in the front passenger seat when the Ford vehicle is equipped with an operational front passenger's airbag. The safest place for children is properly restrained on the rear seat.

## Safety features include:


- Driver and front passenger airbags
- Front seat side airbags (available on XLT and above)
- 3-point front seat belts with pre-tensioners and load-limiters
- Anti-submarining front seats
- Height-adjustable front seat head restraints
- Two height-adjustable rear seat head restraints on Double Cab
- Child-proof rear door locks on Double Cab
- Collapsible steering column
- Elevated 'command' driving position
- Large exterior mirrors for enhanced rearwards vision

## Security features include:

- Remote central locking
- Anti-theft alarm
- Visible VIN (Vehicle Identification Number)
- Steering column ignition lock
- Fuel flap with cab release



**A** = Maximum wading depth: 4x2 – 400 mm, 4x4 – 750 mm. **B** = Angle of approach: 4x2 – 24°, 4x4 – 34°. **C** = Ground clearance: 4x2 – 180 mm, 4x4 – 205 mm. **D** = Angle of departure (without tow bar): 4x2 – 23°, 4x4 – 21° (Tipper 20°). **E** = Maximum tilt angle: 4x4 – 49° (Tipper 40°). Ramp break-over angle: 4x2 – 17°, 4x4 – 28°. Turning circle (kerb to kerb): 4x2 – 12.0 m, 4x4 – 12.6 m. **Note** All figures quoted assume the vehicle to be unladen. **Note** When a vehicle is fitted with a trailer attachment, it is recommended that a tachograph is fitted, since the ability to tow a trailer giving a GTM of over 3500 kg without a tachograph could be considered to be contrary to EU and UK road traffic law.



## 1. Wide rear spring span

The long leaf spring length ensures superior ride characteristics while enhancing driving quality.

## 2. Assured rigidity

Wide 32 mm diameter, gas-pressurised suspension dampers provide a more stable drive.

## 3. Precise steering

The ball and nut type steering system ensures that the driver retains sensitive and responsive steering. This allows low-speed manoeuvrability, minimal understeer or oversteer at high speeds and great off-road performance.

## 4. Enhanced front suspension

Double wishbone front suspension means superior initial damping response with excellent roadholding, driver control and roll stiffness.

## 5. Optimum protection

Driver and front passenger airbags, and front seat side airbags\*.

# FordRanger

## Accessories

Protect your Ford Ranger – and further enhance its style and practicality – with our range of accessories. Designed for the best fit and function, to suit your every requirement.

**Model** Double Cab 4x4 **Option** Metallic paint (at extra cost) **Accessories** (at extra cost) Style-X hard tonneau cover with sports bar, 16" alloy wheels and 'Off-road' tyres, tow bar with electrical kit, bed liner.



# Work hard, play hard

Spirited and rugged, the Ford Ranger plays as hard as it works. Whether you are carrying tools for the working week, or sports gear for the weekend, the go-anywhere Ford Ranger can take it all. From styling features that help you stand out on the street, to tough, practical accessories that protect you off the beaten path, our comprehensive range of specially designed leisure accessories can help you make the most of every day.

**Model** Double Cab 4x4 XLT  
**Accessories** (at extra cost) 18" alloy wheels and 'Street' tyres, hardtop with sliding side windows (also available without side windows). Hardtop is painted in contrasting silver but can be painted in body colour.



**Mobile navigation system**  
Garmin Nüvi 360T with 3.5" TFT touch-screen display, MP3, audio book player and JPEG picture viewer. Offers navigation and points of interest throughout Europe. Slim design means it can be carried easily in your pocket. (Accessory)



**Becker navigation system 'Indianapolis Pro'**  
Single DIN-sized navigation system, known for its brilliant sound and superior navigation abilities. Built-in Bluetooth® hands-free phone capability and TMC traffic announcements, also plays MP3, delivered with European map data. Adaptor for DIN-size audio systems also available. (Accessory)



The Ford Ranger has an insatiable appetite for hard work. Load carrying, towing, or rough construction sites – whatever the job, wherever you need to go, you can depend on it to get you there in comfort and style. Choose from our range of work-ready accessories and you can tackle the toughest conditions with supreme confidence. Not only that, but because they are designed and manufactured to Ford's exacting standards, they can help safeguard your investment too.



**Bed Rug (Mountain Top®) (left)**  
Tough and durable bed liner provides a firm cushion for fragile cargo. Also makes a comfortable environment for transporting pets when used in conjunction with the hardtop. Water and stain-resistant polyester carpet construction. Acid, grease, oil and chemical proof. Double Cab models only. (Accessory)

**Bed liner (right)**  
Heavy-duty bed liner helps to protect your loadbox from accidental damage. Compatible with other Ford load bed options, including hard and soft tonneau covers (shown) and hardtops. (Accessory)



**Top Up tonneau cover (Style-X)**  
Tough and practical hard tonneau cover with integrated stainless steel sports bar. Ingenious hinged design allows easy access to the loadbox, and can also be locked in the raised position for the transportation of more bulky items. Lockable for added security. Finished in contrasting silver to complement the paintwork of your Ranger (can be painted). Double Cab models only. (Accessory)



**Soft tonneau cover**  
Easily installed soft tonneau cover keeps your load safely out of the elements. Available for all cab styles, with or without sports bar. (Accessory)



**16" alloy wheels (Delta 4x4) (left)**  
16" 6-spoke alloy wheels and 255/70R16 tyres. (Accessory)

**18" alloy wheels (Delta 4x4) (centre)**  
18" 5-spoke alloy wheels and 255/55R18 tyres. (Accessory)

**Tow bar (right)**  
Maximise your Ford Ranger's load-carrying potential. Flanged tow bar for 4x4 models offers 3 tonnes towing capacity; detachable tow bar for 4x2 models has 2200 kg towing capacity. Available with 7-pin or 13-pin electrical kits. (Accessory)



# Environment

## Driving into the future

Lighter, quieter, and using less fuel with lower emissions, today's Ford engines create less impact on the environment than ever before. Our smooth, quiet and economical diesel engines comply with the strict Euro Stage IV emissions regulations while, at the same time, offer greater overall performance. Our latest range of Duratorq TDCi diesel engines, for example, now develop more torque than their predecessors, while producing significantly lower carbon dioxide (CO<sub>2</sub>) and particulate emissions.

## A natural approach to alternative fuel

A new Duratec 2.3-litre 145 PS/200 Nm four-cylinder petrol engine forms part of the new Ford Transit powertrain line-up. As well as meeting Euro Stage IV emission legislation, the use of hardened valve seat material means it can be converted to run on liquefied petroleum gas (LPG) or compressed natural gas (CNG). Further evidence of our drive to safeguard the environment can be seen in the Focus Flexifuel. The 1.8-litre car can run on petrol, bioethanol, or a mixture of the two, and offers a 70% reduction in carbon dioxide emissions compared to a petrol model, without any loss in performance. Because bioethanol fuel is plant-based, the CO<sub>2</sub> emitted at the tailpipe is broadly equal to the CO<sub>2</sub> absorbed while the plants were growing.

## Recycling for good

Legend has it that Henry Ford used timber from old packing cases to build floors for the Model T. Today, the average Ford vehicle includes more recycled material than ever. Across our European vehicle range, more than 300 parts are made from recycled non-metallic materials. This helps to safeguard raw materials and diverts unwanted waste from landfill sites. Combined, our use of parts manufactured from recycled and renewable materials kept almost 35,000 tonnes\* of waste out of landfills.

\*2004 figures.

Care for the environment is one of Ford's oldest concerns. Long before it became fashionable or required by law, we were questioning established practices and searching for better, more efficient alternatives. Like so much of our philosophy, the concept of sustainability dates right back to our founder, Henry Ford, a man who could not abide unnecessary waste.

## Environmental management

Ford Motor Company was the first automotive manufacturer to certify all of its manufacturing facilities around the world to ISO 14001, the international standard on Environmental Management Systems. Under the standard, the company's air, water, chemical handling and recycling activities are regulated and independently audited. Ford's adherence to ISO 14001 is saving millions of dollars in energy, water, material and waste-handling costs. As well as our factories now enjoying the benefits of improved environmental performance, nearly all of our major suppliers' facilities have also attained similar certification.

## When less means more

What impact does a new vehicle have on air quality over its lifetime? How much noise will it produce when it drives down the street? Using a new tool called the Product Sustainability Index, Ford is taking a leading role by addressing the environmental, social and economic impact of its vehicles from the early stages of their development. As one of the key issues facing society in the 21st century, sustainable development presents an enormous global challenge and reinforces our message that 'business as usual' is not an option.

# Finance and services

## Services

### Warranty

Every new Ford Ranger is protected by a 3-year/60,000 miles Ford Protect Plan, including 3 years' Ford Assistance.

Ranger Tipper bodywork is covered by a 3-year/60,000 miles warranty administered by the bodywork supplier.

### Ford Perforation Warranty

All new Ford Rangers are covered by the Ford Perforation Warranty for a minimum of 6 years\* from the date of first registration.

Ranger Tipper bodywork is covered by a 3-year perforation warranty administered by the bodywork supplier.

### Ford Assistance

All Ford Ranger models are supplied with a comprehensive 3 years' Ford Assistance package.

Additionally, if the fault cannot be rectified:

- **Commercial vehicle replacement** – A replacement vehicle will be provided for up to 2 working days (subject to status), although an exact replacement may not be available
- **Load continuation** – Ford Assistance provides the choice of an additional recovery destination. Your vehicle will be taken to one destination to unload and another to recover the vehicle
- **Incident Management** – If your Ranger cannot be fixed at the roadside, communication will be maintained with urgent messages passed on whilst liaising between the driver, the recipient of any goods and any other interested party

### Ford Rapid Fit

Our 'no appointments necessary, while-you-wait' fast-fit service for exhausts, brakes, batteries and more, at over 240 sites nationally.

### Ford Accident Repair Centres

**Approved Ford Accident Repair Centres meet rigorous Ford standards and are the best place to return your vehicle to its pre-accident condition.**

### Ford Customer Relationship Centre

In the unlikely event that your Ford Dealer can't help you or you need to speak to Ford directly, the Ford Customer Relationship Centre is just a phone call away. Call local rate 0845 841 1111.

### For more information

To find the location of your nearest Ford Dealer, simply call the Ford Information Service on 0845 711 1888, or visit the Ford Dealer locator at [www.fordvans.co.uk](http://www.fordvans.co.uk)

\*Subject to terms and conditions.

Ford offers a variety of finance schemes to suit your purchasing needs. With our wide choice of plans and services, no one is more committed to delivering complete motoring confidence and total peace of mind than Ford.

## Ford Credit

### Purchase Plan

You put down a deposit. You then pay the remainder, plus interest, over an agreed period – at the end of this period, provided there are no outstanding payments, you own the vehicle.

### Personal Contract Purchase

Personal Contract Purchase is the flexible way to finance your Ford. If you are looking to renew your vehicle more often, this is the ideal plan. At the end of the agreement choose which option suits you best – own the vehicle, return it or choose a new one.

### Ford Business Partner Contract Hire

Ford Business Partner is dedicated to partnering businesses and will work with you to achieve a complete transport solution across the whole Ford range.

Contract Hire is the sure way of keeping a full quota of vehicles on the road every day, while keeping budget payments 100% predictable. With a fixed monthly rental, you have total budgetary control.

**For further details, please contact your local Ford Dealer or [www.fordvans.co.uk](http://www.fordvans.co.uk)**

Finance subject to status. Guarantees / indemnities may be required. Freepost Ford Credit.

Business Partner Contract Hire is available to Business Users only and is provided by Lex Vehicle Leasing Limited, trading as Ford Business Partner, Heathside Park, Heathside Park Road, Stockport SK3 0RB. For the purposes of the Data Protection Act 1998 the data controller in relation to any information you supply is Lex Vehicle Leasing Limited, trading as Ford Business Partner, Heathside Park, Heathside Park Road. Stockport SK3 0RB. Guarantees and indemnities may be required.



Specifications

Double Cab

Super Cab

Regular Cab



**Loadbox 1530 x 1456 mm.** 1140 kg maximum gross payload. 4-door cab style. Double-skinned steel loadbox with galvanised outer panels and floor. 2-position drop-down tailgate. Cab protection frame with ladder stops.

**Loadbox 1753 x 1456 mm.** 1210 kg maximum gross payload. 4-door cab style with reverse-hinged rear doors. Double-skinned steel loadbox with galvanised outer panels and floor. Rope hooks. 2-position drop-down tailgate. Cab protection frame with ladder stops.

**Loadbox 2280 x 1456 mm.** 1235 kg maximum gross payload (1190 kg on 4x2). Double-skinned steel loadbox with galvanised outer panels and floor. Tie-down rails and rope hooks. 2-position drop-down tailgate. Cab protection frame with ladder stops.

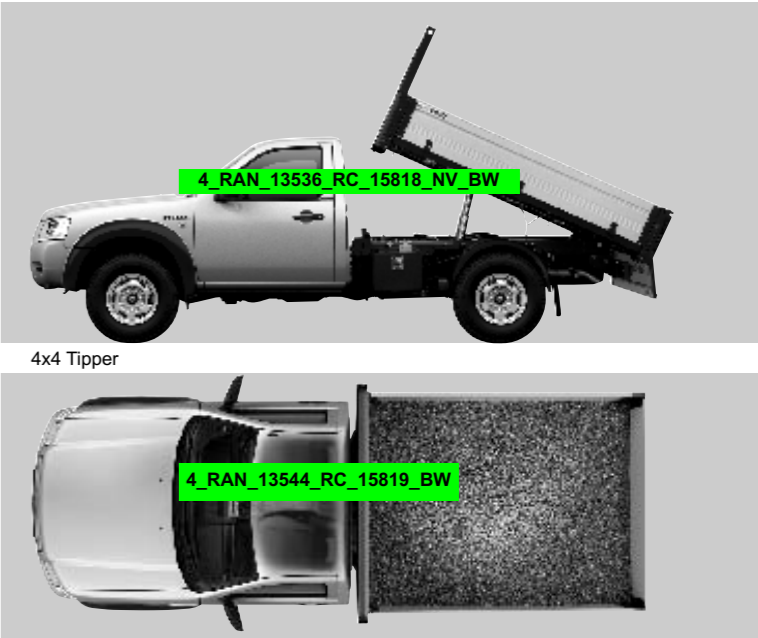
Dimensions

		Regular Cab 4x2	Regular Cab 4x4	Regular Cab 4x4 Tipper	Super Cab 4x2	Super Cab 4x4	Super Cab XLT	Super Cab Thunder	Double Cab 4x4	Double Cab XLT	Double Cab Thunder	Double Cab Wildtrak
Exterior mm												
A	Overall length	5075	5075	5111	5075	5075	5075	5165	5075	5075	5165	5165
B	Overall width (without door mirrors)	1715	1805	1805	1715	1805	1805	1805	1805	1805	1805	1805
C	Overall height (unladen)	1620	1745	1850	1620	1745	1750	1750	1755	1760	1760	1795
D	Front overhang	885	885	885	885	885	885	975	885	885	975	975
E	Rear overhang	1205	1190	1226	1205	1190	1190	1190	1190	1190	1190	1190
F	Wheelbase	2985	3000	3000	2985	3000	3000	3000	3000	3000	3000	3000
	Load box length (at floor)	2280	2280	2286	1753	1753	1753	1753	1530	1530	1530	1530
	Load box width (at floor)	1456	1456	1660	1456	1456	1456	1456	1456	1456	1456	1456
G	Load box depth (at floor)	457	457	350	457	457	457	457	457	457	457	457
	Loadspace between wheel arches	1092	1092	N/A	1092	1092	1092	1092	1092	1092	1092	1092
H	Loading height (unladen)	683	823	950	671	816	823	823	804	811	811	811
Interior												
Front mm												
Effective headroom		1014	1014	1014	1011	1011	1011	1011	1006	1006	1006	1006
Maximum effective leg room		1049	1049	1049	1088	1088	1088	1088	1088	1088	1088	1088
Rear mm												
Effective headroom					938	938	938	938	982	982	982	982

All dimensions are subject to manufacturing tolerances and refer to minimum specification models and do not include additional optional equipment.

4x4 Tipper

The Ford Ranger 4x4 Tipper combines the car-like comfort and generous loadbox of the Regular Cab model with the outstanding versatility of a hydraulic tipping mechanism. Powered by a chrome-plated underfloor ram, the rugged, powder-coated zintec steel loadbox easily converts between a tipper, dropside and flatbed, making it a flexible addition to virtually any business. In addition to its driver-friendly cockpit, the Tipper's easy-to-select four-wheel drive system provides go-anywhere dependability and enhanced safety, both on and off the road.



**Loadbox 2286 x 1660 mm.** 900 kg maximum gross payload. Powder-coated zintec steel loadbox and subframe. 4-stage underfloor chrome-plated ram. Built-in integral body prop. Easily converts from a tipper to a dropside or a flatbed. Wander lead tipper control.

Engine data

	Engine technical features	Maximum power <sup>o</sup>	Maximum torque <sup>o</sup>
2.5 Duratorq TDCi 2499 cc	4 cylinders in line; DOHC; 16 valves; common-rail direct injection; turbocharger with intercooler	105 kW (143 PS) at 3500 min <sup>-1</sup> (rpm)	330 Nm at 1800 min <sup>-1</sup> (rpm)
3.0 Duratorq TDCi 2953 cc	4 cylinders in line; DOHC; 16 valves; common-rail direct injection; turbocharger with intercooler	115 kW (156 PS) at 3200 min <sup>-1</sup> (rpm)	380 Nm at 1800 min <sup>-1</sup> (rpm)

<sup>o</sup>Tested in accordance with SAE J1349

Fuel, performance and emissions

	CO <sub>2</sub> emissions (g/km) <sup>oo</sup>	Fuel consumption in L/100 km (mpg) <sup>oo</sup>			Performance <sup>o</sup>	
		Urban	Extra Urban	Combined	Max. speed (mph)	0-60 mph (secs)
Regular Cab						
2.5 Duratorq TDCi (143 PS) 4x2	227	10.3 (27.4)	7.1 (39.8)	8.3 (34.0)	98	10.4
2.5 Duratorq TDCi (143 PS) 4x4	244	10.9 (25.9)	7.8 (36.2)	8.9 (31.7)	105	11.9
Super Cab (inc XLT and Upgrade)						
2.5 Duratorq TDCi (143 PS) 4x2	233	10.5 (26.9)	7.3 (38.7)	8.5 (33.2)	98	11.0
2.5 Duratorq TDCi (143 PS) 4x4	244	10.9 (25.9)	7.8 (36.2)	8.9 (31.7)	105	12.5
Double Cab (inc XLT, Upgrade and Wildtrak)						
2.5 Duratorq TDCi (143 PS) 4x4	244	10.9 (25.9)	7.8 (36.2)	8.9 (31.7)	105	12.5
3.0 Duratorq TDCi (156 PS) 4x4	252	11.3 (24.9)	8.0 (35.3)	9.2 (30.7)	105	11.3
3.0 Duratorq TDCi (156 PS) 4x4 Automatic	271	12.6 (22.41)	8.9 (31.7)	10.2 (27.7)	105	13.3

<sup>o</sup>Ford test figures. <sup>oo</sup>All CO<sub>2</sub> emissions figures in g/km and fuel consumption figures in L/100 km are from officially approved tests in accordance with EEC Directive 1999/100/EC. The CO<sub>2</sub> emissions and fuel consumption test figures shown in the chart do not express or imply any guarantee of the emissions or fuel consumption of a car of the class in question. All the figures are based on tests conducted on vehicles with standard wheels and tyres; optional or accessory wheels and tyres may have an effect on the emissions and fuel consumption of a vehicle. **Note:** All vehicles are Durashift 5-speed manual unless otherwise stated.

Model availability, weight and loads

	Payload Net <sup>o</sup>	Payload Gross <sup>oo</sup>	Gross Vehicle Mass (kg)	Kerbweight (kg)*	Rear axle ratio	Max. GTM (kg)
Regular Cab						
2.5 Duratorq TDCi (143 PS) 4x2	1115	1190	2800	1610	3.42	4400
2.5 Duratorq TDCi (143 PS) 4x4	1160	1235	3010	1775	3.73	6010
2.5 Duratorq TDCi (143 PS) 4x4 Tipper	875	900	3010	2110	3.73	6010
Super Cab (inc XLT and Thunder)						
2.5 Duratorq TDCi (143 PS) 4x2	1135	1210	2885	1675	3.42	4485
2.5 Duratorq TDCi (143 PS) 4x4	1075	1150	2995	1845	3.73	5995
Double Cab 4x4 (inc XLT, Thunder and Wildtrak)						
2.5 Duratorq TDCi (143 PS) 4x4	1065	1140	2985	1845	3.73	5985
3.0 Duratorq TDCi (156 PS) 4x4	997	1072	2985	1913	3.73	5985
3.0 Duratorq TDCi (156 PS) 4x4 Automatic	994	1069	2995	1926	3.73	5995

**Key:** <sup>o</sup>**Payload Net** = Gross vehicle mass, less kerbweight, less allowance of 75 kg for driver. <sup>oo</sup>**Payload Gross** = Gross vehicle mass, less kerbweight. **GVM** = Gross vehicle mass. The total permissible all-up weight of a rigid vehicle – i.e. with body, payload, ancillaries, fuel, oil, water, driver and crew. **\*Kerbweight** – The weight of the complete vehicle and all equipment including fuel and water, but without the payload, driver or any crew. All kerbweights quoted are subject to manufacturing tolerances and are for vehicles with minimum equipment. **GTM** = Gross train mass. The total permissible all-up weight of a rigid vehicle (see GVM) together with its trailer and load.

Maximum gross trailer capacities

4x2:	Unbraked 750 kg
	Braked 1600 kg
4x4:	Unbraked 750 kg
	Braked 3000 kg

Trailers of the above capacities should only be used within the plated GTM limits. Dependent on the driveline combination and payload carried by the prime mover, it may not be possible to tow trailers of the maximum capabilities mentioned. The gross mass of the trailer should be equal to, or less than, the prime mover when being towed. A tachograph may be required for towing.

Manoeuvrability

	Regular Cab 4x2	Regular Cab 4x4	Super Cab 4x2	Super Cab 4x4	Double Cab 4x4
Ground clearance (unladen) – mm	180	205	180	205	205
Angle of approach (unladen)	24°	34°	24°	34°	34°
Angle of departure (unladen)	23°	21°	23°	21°	21°
Ramp breakover angle (4x4 only)		28°		28°	28°
Tilt angle (unladen)	49°	49°	49°	49°	49°
Wading depth – mm	400	750	400	750	750
Turning circle – m (kerb to kerb)	12.0	12.6	12.0	12.6	12.6

Mechanical features

	Regular Cab	Super Cab	Super Cab XLT	Super Cab Thunder	Double Cab 4x4	Double Cab XLT	Double Cab Thunder / Wildtrak
Brakes							
Hydraulic, with vacuum servo-assistance and load apportioning valve	●	●	●	●	●	●	●
Ventilated front discs. Rear drums	●	●	●	●	●	●	●
4-wheel anti-lock brakes (ABS) with electronic brake-force distribution (EBD)	●	●	●	●	●	●	●
Fuel tank							
70 litres	●		●	●	●	●	●
63 litres (4x2 Super Cab only)		●					
Steering							
Power-assisted	●	●	●	●	●	●	●
Steering column – Rake-adjustable	●	●	●	●	●	●	●
Suspension							
Front – Independent double wishbone with torsion bar, tubular double-acting shock absorbers and anti-roll bar	●	●	●	●	●	●	●
Rear – “Berlin eye” with leaf springs, double-acting shock absorbers	●	●	●	●	●	●	●
Remote Free Wheel System (RFW) (4x4 only)			●	●	●	●	●
Transmission							
Limited-slip differential – Rear	●	●	●	●	●	●	●

● = Standard

Safety and security

	Regular Cab	Super Cab	Super Cab XLT	Super Cab Thunder	Double Cab 4x4	Double Cab XLT	Double Cab Thunder / Wildtrak
Airbags – Driver’s and front passenger’s	●	●	●	●	●	●	●
Side airbags – Driver’s and front passenger’s			●	●		●	●
Side impact door beams, steel safety cage	●	●	●	●	●	●	●
Steering column – Collapsible on frontal impact	●	●	●	●	●	●	●
PATS Immobiliser	●	●	●	●	●	●	●
Locks – Central locking	●	●	●	●	●	●	●
Locks – Remote locking	●	●	●	●	●	●	●
Locks – High security, shielded, strengthened mountings; steering column lock	●	●	●	●	●	●	●
Locks – Child-proof rear					●	●	●
Fuel flap release – Remote	●	●	●	●	●	●	●
Vehicle Identification Number (VIN) – Visible	●	●	●	●	●	●	●

● = Standard, ⇨ = Option, at extra cost

Wheels

	Regular Cab	Super Cab	Super Cab XLT	Super Cab Thunder	Double Cab 4x4	Double Cab XLT	Double Cab Thunder	Double Cab Wildtrak
15" steel wheels with 215/70 R15 tyres (4x2 only)	●	●						
15" steel wheels with 235/75 R15 tyres	●	●			●			
16" 6-spoke alloy wheels with 245/70 R16 tyres			●			●		
16" 6-spoke ‘dished’ alloy wheels with 245/70 R16 tyres				●			●	
New 16" 6-spoke alloy wheels with 245/70 R16 tyres								●
● = Standard								

Exterior features

	Regular Cab	Super Cab	Super Cab XLT	Super Cab Thunder	Double Cab 4x4	Double Cab XLT	Double Cab Thunder	Double Cab Wildtrak
Styling								
Door and tailgate handles – Self-colour black		●	●			●		
Door and tailgate handles – Body-colour				●			●	
Door and tailgate handles – Chrome-effect					●			●
Doors – Two cabin side rear doors, outward opening with no B pillar		●	●	●				
Roof rails – Aluminium effect <b>(Wildtrak only)</b>								●
Front bumper – Body-colour		●	●	●	●	●	●	●
Rear bumper – Under-bar, black (4x4 only)		●	●		●			
Rear bumper – Under-bar, chrome				●	●		●	●
Front grille – Body-colour		●	●			●		
Front grille – Chrome (not available on Wildtrak)				●	●		●	●
Front grille – Lower extension (not available on Wildtrak)					●			●
Front grille – Aluminium effect lower extension <b>(Wildtrak only)</b>								●
Metallic paint (not available on Wildtrak)	○	○			●	○		●
Metallic paint – Two-tone (not available on Thunder)				●			●	●
Side bars – Polished stainless steel, full length (not available on Wildtrak)				●	●		●	●
Side steps – Sport style, aluminium, full length (not available on Thunder)								●
Sports bar – Composite aerodynamic <b>(Wildtrak only)</b>								●
Sports cladding – Lower <b>(Wildtrak only)</b>								●
Wheel arch mouldings – Self-colour black (4x4 only)		●	●			●		
Wheel arch mouldings – Body colour				●	●		●	●
Side air vents <b>(Wildtrak only)</b>								●
XLT decal – Tailgate-mounted				●			●	
Thunder decals – Side and rear (Thunder only)					●			●
Functional								
Door mirrors – Manual control with black housings (4x2 only)		●	●					
Door mirrors – Power-operated with black housings (4x4 only)		●	●			●		
Door mirrors – Power-operated with body colour housings				●			●	
Door mirrors – Power-operated with chrome-effect housings (Thunder only)					●			●
Door mirrors – Power-operated with chrome-effect housings and side turn indicators <b>(Wildtrak only)</b>								●
Heated rear window		●	●	●	●	●	●	●
Mudflaps – Front and rear (4x2 only)		●	●					
Mudflaps – Rear (4x4 only)				●	●	●	●	●
Tinted glass		●	●	●	●	●	●	●
Wipers – Front intermittent with wash/wipe		●	●	●	●	●	●	●
Pick-up box								
Pick-up Box – Steel, double-skinned, with 2-position drop-down tailgate. Cab protection frame with ladder stops and taller side walls with slotted inner fenders		●	●	●	●	●	●	●
Pick-up box – Outer tie down hooks and load rest		●	●			●		
Pick-up box – Interior tie downs and load rest				●	●		●	●
Pick-up box – Exterior rope rail		●	●	●		●	●	
Pick-up box – Box rail extension <b>(Wildtrak only)</b>								●

Exterior features

	Regular Cab	Super Cab	Super Cab XLT	Super Cab Thunder	Double Cab 4x4	Double Cab XLT	Double Cab Thunder / Wildtrak
High performance bedliner with protective side wall			●	●		●	●
Roll Top lockable cover <b>(Wildtrak only)</b>							○
Lighting							
Halogen headlights, side lights, reversing light	●	●	●	●	●	●	●
Front fog lights			●	●		●	●
Rear fog light	●	●	●	●	●	●	●
Clear side indicator lenses (not available on Wildtrak)	●	●	●	●	●	●	●
Tail light protectors (not available on Thunder)							●
Park assist sensors – Rear				●			●
● = Standard, ○ = Option, at extra cost							

Audio systems

	Regular Cab	Super Cab	Super Cab XLT	Super Cab Thunder	Double Cab 4x4	Double Cab XLT	Double Cab Thunder / Wildtrak
Audio							
Stereo radio/CD	●	●			●		
Stereo radio/6 disc in-dash CD autochanger			●	●		●	●
2 speakers	●	●					
4 speakers					●		
6 speakers			●	●		●	●
● = Standard							

Interior features

	Regular Cab	Super Cab	Super Cab XLT	Super Cab Thunder	Double Cab 4x4	Double Cab XLT	Double Cab Thunder / Wildtrak
Comfort and convenience							
Accessory socket	●	●	●	●	●	●	●
Air conditioning – CFC-free (4x4 only)		○	●	●	○	●	●
Armrest – Centre console-mounted, with storage box		●	●	●	●	●	●
Cigar lighter and ashtray	●	●	●	●	●	●	●
Console – Front, double lidded, with storage box and dual cup holders		●	●	●	●	●	●
Console – Leather lid cover				●			●
Cupholders – Rear					●	●	●
Glovebox – Lockable	●	●	●	●	●	●	●
Grab handle – Front, passenger’s side	●	●	●	●	●	●	●
Storage – Front door pockets	●	●	●	●	●	●	●
Storage – Rear quarter panel pockets		●	●	●			
Storage compartment – Stowage bin on centre dash	●	●	●	●	●	●	●
Storage compartment – Pull-out instrument panel tray	●	●	●	●	●	●	●
Storage pocket – Front passenger’s seat back			●	●			
Storage pocket – Driver’s and front passenger’s seat back						●	●
Sunvisors – Two with ticket holders on driver’s side	●	●	●	●	●	●	●
Sunvisors – Vanity mirror on passenger’s side			●	●		●	●
Windows – Front, power-operated	●	●	●	●	●	●	●
Windows – Rear, flip-open		●	●	●			
Windows – Rear, power-operated					●	●	●

Interior features

	Regular Cab	Super Cab	Super Cab XLT	Super Cab Thunder	Double Cab 4x4	Double Cab XLT	Double Cab Thunder / Wildtrak
Seats and seat belts							
Front seats – Anti-submarining	●	●	●	●	●	●	●
Front seats – Rake-adjustable with height-adjustable head restraints	●	●	●	●	●	●	●
Rear seats – Jump		●	●	●			
Rear seats – Fixed bench with height-adjustable head restraints (two) and centre armrest					●	●	●
Seats – Velour trim			●			●	
Seats – Leather trim				●			●
Seat belts – Front, 3-point (ELR) with pre-tensioners and load-limiters	●	●	●	●	●	●	●
Seat belts – Front, driver and passenger’s D-Ring shoulder adjustable					●	●	●
Seat belts – Rear outer, 3-point (ELR) lap and diagonal inertia reel with grabbers		●	●	●			
Seat belts – Rear outer, 3-point (ELR) and one centre 2-point lap static with grabber					●	●	●
Carpet and trim							
Centre audio stack bezel – Silver-finish	●	●	●	●	●	●	●
Door trim – Colour-keyed with fabric insert, armrests, storage pockets and speaker grilles	●	●	●	●	●	●	●
Door trim – Chrome-finish inserts, window switches and inner door handles			●	●		●	●
Door trim – Velour insert			●			●	
Door trim – Leather inserts (Thunder only)				●			●
Door trim – Leather inserts with orange tricot (Wildtrak only)							●
Floor covering – Vinyl	●						
Floor covering – Carpeted		●	●	●	●	●	●
Floor mats – Unwoven cloth		●			●		
Floor mats – Woven with ‘RANGER’ logo (not available on Wildtrak)			●	●		●	●
Floor mats – Woven with ‘WILDTRAK’ logo and orange rim (Wildtrak only)							●
Gear knob – Leather-wrapped with silver insert			●	●		●	●
Gear shift surround – Silver highlight				●			●
Scuff plates – Chrome-effect, embossed			●	●		●	●
Scuff plates – Chrome-effect, ‘WILDTRAK’ embossed (Wildtrak only)							●
Instruments and controls							
Instruments – Speedometer, fuel gauge, water temperature gauge and tachometer and LCD odometer/trip recorder	●	●	●	●	●	●	●
Instrument meters with silver ring			●	●		●	●
Multimeter on instrument panel (inclinometer, compass and thermometer)				●			●
Warning indicators for oil pressure, direction indicators, water in fuel, high beam, ignition/alternator, brake failure, airbags, glow plugs, free-wheel hubs (4x4 only), rear fog light and ‘lights on’ audible warning	●	●	●	●	●	●	●
Headlight levelling control	●	●	●	●	●	●	●
Heater – Recirculation, with illuminated heater controls – 4-speed fan. Four vents with temperature and direction control, with two dedicated side window demists	●	●	●	●	●	●	●
Control stalks – Column-mounted for master lights, indicators and wash/wipe functions	●	●	●	●	●	●	●
Steering wheel – 4-spoke, incorporating horn function	●	●	●	●	●	●	●
Steering wheel – Leather-wrapped			●			●	
Steering wheel – Leather-wrapped with silver inserts				●			●
Lighting							
Dome light – Door-operated, with courtesy switches on all doors	●	●	●	●	●	●	●
Footwell lights – Front				●			●
Reading light – Rear							●

● = Standard, ○ = Option, at extra cost

Colour and trim

Model	Regular Cab	Super Cab	Double Cab 4x4	XLT	Thunder	Wildtrak
Seat trim	Fabric	Fabric	Fabric	Velour	Leather	Alcantara perforated leather in black with orange tricot
Seat bolster	Fabric	Fabric	Fabric	Velour	Leather	Alcantara leather in black with orange stitching
Upper / lower instrument panel colour	Black / Grey	Black / Grey	Black / Grey	Black / Grey	Black / Black	Black / Black
Solid body colours						
Canyon Red	●	●	●			
Alaska White	●	●	●			
Metallic body colours*						
Steel Silver	●	●	●		●	
Titanium Grey	●	●	●		●	
Storm Black	●	●	●		●	
Winning Blue	●	●	●			
Arizona Gold	●	●	●			
Highland Green	●	●	●			
Two-tone metallic body colours						
Storm Black over Titanium Grey				●		●
Steel Silver over Titanium Grey				●		●
Performance Blue over Titanium Grey						●
Chilli Orange over Titanium Grey						●

Solid body colours



Canyon Red



Alaska White

Metallic body colours



Steel Silver\*



Titanium Grey\*



Storm Black\*



Arizona Gold\*



Winning Blue\*



Highland Green\*

Two-tone metallic body colours



Performance Blue over Titanium Grey



Storm Black over Titanium Grey



Steel Silver over Titanium Grey



Chilli Orange

\*Metallic paint is an option at extra cost.