



Kona





Welcome to Hyundai. Welcome to Candoism.

Innovation is at the heart of what we do. We call it 'Candoism' and it keeps us focused on the future. Since launching our industry-leading 5 year unlimited mileage warranty, we've become one of the world's fastest growing car companies.

In 2016 we launched IONIQ – the only car available in Hybrid, Electric and Plug-in Hybrid options. 2017 saw us premiere the i30 N, an exciting dive into the world of high quality performance vehicles. In 2018 we introduced the Kona electric, the first fully-electric subcompact SUV in the European market. 2019 has seen the launch of NEXO, our latest innovation in the mass production of zero-emission Hydrogen Fuel Cell vehicles. We've also revolutionised the buying experience with Click to Buy – our clever website which allows you to buy your next Hyundai from the comfort of your sofa. We're proud of what we've achieved in a short space of time.

So what happens next? The answer is inspired by you, our customers, because our next innovation will happen with you in mind. For us 'done' will never be 'done' – we're always excited to start again. Welcome to Candoism. Welcome to Hyundai.





We're at our best when the world doesn't shape us – we shape it. That's the spirit of Kona. A dynamic combination of style and performance featuring the finest cutting-edge technology, this compact SUV will let you experience the difference yourself.

Style it to define your drive.

With sculpted lines and a striking profile, the Kona makes a powerful statement. Confident and imaginative, its eye-catching features are expressive from every angle.

The Kona's strong, sporty stance shows off its bold SUV design. Muscular surfaces flow into the distinctive, high-contrast cladding, making it the epitome of fluidic design. Its 18" alloy wheels give it a commanding stance, while the two-tone roof on the Premium GT and exterior mirrors add a stylish edge to catch your attention. To top it all off, sleek LED lighting and fluid shapes help to guide your eye along its bodywork, highlighting its unique exterior details. The Kona dares you to be different.



Car shown Kona Premium GT in Tangerine Comet pearl paint with two-tone roof.



The perfect mix of power and performance.

The Kona features an attractive mix of power, fun and efficiency. You'll make the most of agile steering and excellent handling to dial up the fun factor, while remaining pleasantly surprised as it travels further than you'd expect on a single tank.



Right from the start, the Kona offers the choice between two highly efficient, turbocharged petrol powertrains. The downsized, yet powerful, 1.0 T-GDi boasts 120PS in 2WD. It comes with a 6-speed manual transmission optimised for greater fuel-efficiency. Alternatively, opt for the 1.6 T-GDi that delivers 177PS and 4WD coupled with 7-Speed Dual Clutch Transmission (DCT) – available on the Premium GT. The DCT combines the fuel efficiency and driving fun of a manual transmission with the convenience of an automatic transmission.

Bring your sense of adventure.

The most memorable trips take you from A to B, smoothly adapting to different surfaces and road conditions to give you the ultimate drive. The Kona adapts to the challenge with its seamless 4WD functionality that will tempt you further afield.

The Kona offers an on-demand 4WD system on Premium GT trim for optimum handling and cornering performance. It makes driving on slippery surfaces and bumpy country roads safer and much more fun. Featuring Advanced Traction Cornering Control (ATCC) to improve agility and stability, it actively distributes torque while accelerating in curved sections, for enhanced grip and control. It translates into thrilling driving dynamics every step of the way.



Car shown Kona Premium GT in Acid Yellow metallic pearl paint with two-tone roof
Not to UK specification.



Select the colour combination that suits you.

Interior design is all about the personal touch, which is exactly what the Kona provides.

Discover an exceptional level of comfort with high quality materials throughout for a luxurious and refined feel. With attention to detail in every area, the colour combinations feature accents throughout the cockpit including finely tailored contrast stitching on the steering wheel and seats. On Lime and Red interiors, you'll also get colour-coded seat belts.

Turn up the volume and express yourself.

Stay online in the city or go off-road and turn the music all the way up. Wherever you drive, you'll be in a different world thanks to high-quality audio and connectivity options at the touch of a button.



The premium sound system from KRELL delivers stellar sound performance so you can pick the tunes to suit your mood. The Kona provides you with the seamless connectivity you expect, along with innovative tech that makes life easier. Like a 7" touchscreen display on SE trim, that makes everything easily accessible with Apple CarPlay™ and Android Auto™. Upgrade to the Premium trim for an 8" touchscreen navigation system with KRELL premium audio.



Interior shown Kona Premium GT with Orange Colour Pack.
Standard with Tangerine Comet exterior paint colour.

Apple CarPlay™ is a trademark of Apple Inc. Android™ is a trademark of Google Inc.



Innovative technologies at your fingertips.

The Kona brings a variety of cutting-edge technologies to make your life easier. Whether it's keeping you entertained or keeping you moving from A to B, we've got every aspect of your journey covered.



Featuring class-leading luminance for easy visibility, the Head-up Display (HUD) helps you stay safe by projecting important information like speed, navigation commands, and warnings right into your line of sight. The 8" touchscreen comes with a free 7-year subscription to LIVE Services, with real-time traffic, weather, speed control and POI information. It'll take you directly to your destination with the minimum of fuss. With a wireless charging pad also located in the centre console, you'll always remain fully connected to your friends and family, every step of the way.

Space and flexibility to suit your lifestyle.

Designed to fit everything you and your busy life can throw at it, the versatile Kona offers plenty of room for both passengers and luggage. You'll enjoy space and comfort, wherever you go.

The Kona sits amongst the best in class for leg, shoulder and headroom. And the wide-opening rear hatch and low load height makes loading quick and hassle-free. A compact SUV that doesn't compromise on space, Kona also delivers an outstanding boot capacity of up to 361 litres. It's also simple to adjust: you can fold down the rear seats in seconds with a single touch. And with the seats folded flat, you have up to 1,143 litres of space – perfect for weekend escapes.



Car shown Kona Premium GT in Acid Yellow metallic pearl paint with two-tone roof.



Autonomous Emergency Braking (AEB)

The AEB system uses the front mounted camera and the radar sensor to monitor the traffic ahead. Should it detect a potential collision with a vehicle in front or with a pedestrian, it will warn the driver and if required, automatically slow or stop the vehicle.



Lane Keep Assist (LKA)

The standard LKA uses the front camera to monitor the lines of the road. In case of an unintended lane departure, it will warn the driver and can apply counter steering torque to guide the car back to the lane.



Blind Spot Detection (BSD)

Using two radar sensors in the lower rear bumper, the system visually warns you of traffic in the blind spot area. Should you set the turn indicator in such a situation, the Lane Change Assist will sound an acoustic alert.



Full LED Lighting Technology

High Beam Assist detects oncoming vehicles as well as vehicles in the same lane ahead at night, and changes from high beam to low beam as appropriate. The Static Cornering Light illuminates the front side area ahead when cornering, improving visibility at night.



Rear Cross Traffic Alert (RCTA)

When reversing out of a narrow parking space, the Rear Cross Traffic Alert reduces the risk of a collision. Using two radar sensors at the rear, it warns you in case of any approaching cross traffic.



Driver Attention Alert (DAA)

This standard feature raises safety and convenience to an entirely new level by continuously monitoring and analysing driving patterns. When a pattern of fatigue or distraction is identified, DAA gets the driver's attention with an audible alert and pop-up message suggesting a break.

Peace-of-mind for you and your passengers.

Kona helps you take care of yourself and everyone around you. The Kona offers one of the most advanced safety and driver assistance packages in its class, with intelligent features like Blind Spot Detection and Rear Cross Traffic Alert. The rear view camera helps take the hassle out of parking.







Driven by a balanced combination of electric and petrol engines, the Kona Hybrid delivers dynamic performance, agile handling and confident styling. With special 16" or 18" alloy wheels, hybrid badging, exclusive interior detailing and advanced driver technologies, it's the perfect blend of style, performance, safety, and comfort.

Driving technology and design forwards.

The Kona Hybrid – what the open road was built for. With a combined output of 141ps, coupled with the proven 6-speed DCT (Dual Clutch Transmission), the Kona Hybrid takes you where you want to go in comfort and in style.

Full of innovative technology – the hybrid powertrain to make the Kona Hybrid more responsive. The hybrid powertrain saves energy when it can and delivers performance when you need it. Ride and handling are enhanced by Multi Link Rear Suspension – standard across the Kona Hybrid range - and we've made a passenger's car with comfort, safety and today's technology built in to make every journey an occasion.



Car shown Kona Hybrid Premium SE in Blue Lagoon metallic pearl paint.



Connected, luxurious styling - for the road ahead.

Take control of the open road with information at a glance and safety built in. So you can sit back, relax, and focus on the drive.

As soon as you step inside the Kona Hybrid you'll feel at ease. From touches of luxury like the contrasting stitching on the trim, to the high-tech features that make driving the Kona Hybrid such a pleasure. Lane Keep Assist, Driver Attention Alert, parking sensors and rear-view camera, all designed to make driving safer and more enjoyable. In the connected Kona, you're firmly in the driving seat with Hyundai's Bluelink App – standard on Premium models and above – multi-bluetooth connections for music streaming and cloud based voice recognition to control the latest 10.25" touchscreen.

Neutral colours



Single-tone Roof
Standard on S, SE, Premium, Premium SE & all Hybrid trims.



Vivid colours




Two-tone Dark Knight Roof
Standard on Premium GT with Tangerine Comet and Phantom Black body colours.

Two-tone Phantom Black Roof
Standard on Premium GT for all exterior colours except Tangerine Comet and Phantom Black.



Black Cloth

Standard in S/SE/Premium and Hybrid SE/
Premium models in the following colours:




SE trim shown:



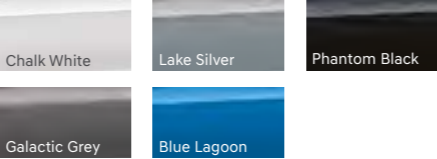
Black Cloth

Standard in SE and Premium Petrol and Hybrid SE and Premium models:



Black Leather

Standard in Premium SE and Premium GT
in the following colours:




Black leather standard in Hybrid Premium
and Premium SE with all exterior colours.

Premium GT trim shown:



Black Leather

Hybrid Premium SE shown:



White Stitching

Standard in all Hybrid models*



Premium GT trim shown



Premium GT trim shown



Premium GT trim shown

Lime, Red and Orange interior colour packs also include a black roof liner. Lime and Red colour packs are inclusive of gloss black steering wheel insert and interior door handles. Lime and Red interior colour packs also include colour coded seat belts. Above colour packs shown not available with Kona Hybrid.



Black Leather/Red Colour Pack

Standard in Premium SE/Premium GT in the following colour:



Pulse Red



Black Leather/Orange Colour Pack

Standard in Premium SE/Premium GT in the following colour:



Tangerine Comet



Black Leather/Lime Colour Pack

Standard in Premium SE/Premium GT in the following colour:



Acid Yellow



S offers the following key features as standard:

- 3.5" Driver's Supervision Instrument Cluster with Mono LCD Display
- 6 Speakers
- 16" Alloy Wheels
- Air Conditioning – Manual
- Automatic Headlights with Dusk Sensor
- Bluetooth® Connectivity
- Cruise Control with Speed Limiter
- Daytime Running Lights – LED
- Door Mirrors – Body Coloured
- Downhill Brake Control (DBC)
- Driver Attention Alert (DAA)
- Driver's Seat Height Adjustment – Manual
- Electric Windows – Front and Rear
- Exterior Door Handles – Body Coloured
- Hill-start Assist Control (HAC)
- Lane Keep Assist (LKA)
- Radio – RDS and Digital DAB
- Seat Trim – Cloth
- Steering Wheel Audio, Phone and Cruise Controls
- Trailer Wiring Package (Petrol only)

Optional Equipment:

- SmartSense™ Safety Pack: Autonomous Emergency Braking (AEB) with Pedestrian Recognition



SE offers the following key features over S:

- 7" Touchscreen Centre Console Display Audio with Smart Device Integration
- 17" Alloy Wheels
- Leather Wrapped Steering Wheel and Gear Knob
- Parking Sensors – Rear
- Parking System – Rear Camera and Guidance System
- Phone Connection – Android Auto™/Apple CarPlay™
- Roof Rails
- Spare Wheel – Emergency Space Saver (Steel)

Optional Equipment:

- SmartSense™ Safety Pack: Autonomous Emergency Braking (AEB) with Pedestrian Recognition



Premium offers the following key features over SE:

- 8" Touchscreen Satellite Navigation with MapCare and LIVE Services
- 18" Alloy Wheels
- Air Conditioning – Climate Control
- Automatic Dimming Rear View Mirror
- Automatic Windscreen Wipers with Rain Sensor
- Body Garnish – Painted Anthracite
- Driver's Seat Electric Lumbar Support
- Fog Lights - Front
- KRELL Premium Audio – 8 Speaker System Including External Amplifier and Subwoofer
- Privacy Glass – Rear Side and Tailgate
- Radiator Grille – Black with Chrome Surround
- Smart Key – Keyless Entry with Engine Start/Stop Button
- Solar Glass – Front Door Glass and Windscreen with Shade Band
- Wireless Phone Charging Pad

Optional Equipment:

- SmartSense™ Safety Pack: Autonomous Emergency Braking (AEB) with Pedestrian Recognition



Premium SE offers the following key features over Premium:

- Arm Rest – Rear Centre
- Blind Spot Detection (BSD)
- Door Mirrors – Power Folding
- Driver's Seat Electric Adjustments
- Front Passenger's Seat Electric Adjustments
- Front Seats – Heated
- Front Seats – Ventilated
- Head-up Display (HUD)
- Heated Steering Wheel
- Parking Sensors – Front
- Rear Cross Traffic Alert (RCTA)
- Seat Trim – Leather (Seat Facings Only)

Optional Equipment:

- SmartSense™ Safety Pack: Autonomous Emergency Braking (AEB) with Pedestrian Recognition



Premium GT offers the following key features over Premium SE:

- 4.2" Driver's Supervision Instrument Cluster with Colour LCD Display
- Headlights – Full LED
- High Beam Assist (HBA)
- Two-tone Roof
- Rear Lights – LED
- SmartSense™ Safety Pack: Autonomous Emergency Braking with Pedestrian Recognition (AEB)



Hybrid SE offers the following key features as standard:

- 3.5" Driver's Supervision Instrument Cluster with Mono LCD Display
 - 6 Speakers
 - 7" Touchscreen Centre Console Display Audio with Smart Device Integration
 - 16" Alloy Wheels
 - Automatic Headlights with Dusk Sensor
 - Bluetooth® Connectivity
 - Climate control
 - Cruise Control with Speed Limiter
 - Daytime Running Lights – LED
 - Door Mirrors – Body Coloured
 - Driver Attention Alert (DAA)
 - Driver's Seat Height Adjustment – Manual
 - Electric Windows – Front and Rear
 - Electronic parking brake
 - Exterior Door Handles – Body Coloured
 - Hill-start Assist Control (HAC)
 - Lane Keep Assist (LKA)
 - Phone Connection – Android Auto™/Apple CarPlay™
 - Radio – RDS and Digital DAB
 - Seat Trim – Cloth
 - Steering Wheel Audio, Phone and Cruise Controls
 - Trailer Wiring Package
 - Tyre Repair kit
 - Windscreen Auto Defog Function
- Optional Equipment:**
- SmartSense™ Safety Pack: Autonomous Emergency Braking with Pedestrian and Cyclist Detection (AEB) Smart Cruise Control (SCC)



Hybrid Premium offers the following key features over SE:

- | | | |
|--|---|--|
| <ul style="list-style-type: none"> • 10.25" widescreen Navigation with Bluelink & MapCare • 18" Alloy Wheels • Automatic Dimming Rear View Mirror • Automatic Windscreen Wipers with Rain Sensor • Body Garnish – Painted Anthracite • Front fog lights • KRELL Premium Audio – 8 Speaker System Including External Amplifier and Subwoofer | <ul style="list-style-type: none"> • Privacy Glass – Rear Side and Tailgate • Radiator Grille – Black with Chrome Surround • Smart Key – Keyless Entry with Engine Start/Stop Button • Solar Glass – Front Door Glass and Windscreen with Shade Band • Wireless Phone Charging Pad | <p>Optional Equipment:</p> <ul style="list-style-type: none"> • SmartSense™ Safety Pack: Autonomous Emergency Braking with Pedestrian and Cyclist Detection (AEB), Smart Cruise Control (SCC), Blind Spot Detection (BSD), Rear Cross Traffic Alert (RCTA), Intelligent Speed Limit Warning (ISLW), Power Folding Door Mirrors |
|--|---|--|



Hybrid Premium SE offers the following key features over Premium:

- | | |
|---|---|
| <ul style="list-style-type: none"> • Autonomous Emergency Braking with Pedestrian and Cyclist Detection (AEB) • Blind Spot Detection (BSD) • Front parking sensors • Heated steering wheel • Power Folding Door Mirrors • Rear Cross Traffic Alert (RCTA) • Seat trim - Leather (Facings only) | <p>Optional:</p> <ul style="list-style-type: none"> • SmartSense™ Safety Pack: Smart Cruise Control (SCC), Intelligent Speed Limit Warning (ISLW), Lane Follow Assist (LFA) |
|---|---|

KONA	Play	S	SE	Premium	Premium SE	Premium GT
ENGINE AND TRANSMISSION						
1.0 T-GDi Petrol – 6 Speed Manual Transmission (120PS)	●	●	●	●	●	-
1.6 T-GDi Petrol – 7 Speed DCT Transmission 4WD (177PS)	-	-	-	-	-	●
EXTERIOR						
16" Alloy Wheels	-	●	-	-	-	-
17" Alloy Wheels	-	-	●	-	-	-
18" Alloy Wheels	●	-	-	●	●	●
Body Garnish – Painted Anthracite	-	-	-	●	●	●
Bumpers – Body Coloured	●	●	●	●	●	●
Door Mirrors – Body Coloured	●	●	●	●	●	●
Exterior Door Handles – Body Coloured	●	●	●	●	●	●
Radiator Grille – Black	●	●	●	-	-	-
Radiator Grille – Black with Chrome Surround	-	-	-	●	●	●
Rear Spoiler with Integrated LED Brake Light	●	●	●	●	●	●
Roof Rails	●	-	●	●	●	●
Skid Plate Rear - Silver	-	-	-	●	●	●
INTERIOR STYLING						
Interior Door Handles – Black Gloss (Pulse Red and Acid Yellow only)	-	-	-	-	●	●
Interior Door Handles – Metal Paint Effect	-	-	-	●	●	●
Leather Wrapped Steering Wheel and Gear Knob	●	-	●	●	●	●
SEATING						
Adjustable Head Restraints	●	●	●	●	●	●
Driver's Seat Electric Adjustments	-	-	-	-	●	●
Driver's Seat Height Adjustment - Manual	●	●	●	●	-	-
Driver's Seat Lumbar Support (Electric)	-	-	-	●	●	●
Front Passenger's Seat Electric Adjustments		-	-	-	●	●
Front Seats – Heated	-	-	-	-	●	●
Front Seats – Ventilated	-	-	-	-	●	●
Head Restraints – Vertical Adjustment (Rear)	●	●	●	●	●	●
Rear Seats - Split Folding (60/40)	●	●	●	●	●	●
Seat Trim - Cloth	●	●	●	●	-	-
Seat Trim - Leather (Seat Facings only)	●	-	-	-	●	●

KONA	Play	S	SE	Premium	Premium SE	Premium GT
VENTILATION AND VISIBILITY						
Air Conditioning - Climate Control	-	-	-	●	●	●
Air Conditioning - Manual	●	●	●	-	-	-
Automatic Dimming Rear View Mirror	-	-	-	●	●	●
Automatic Headlights with Dusk Sensor	●	●	●	●	●	●
Automatic Windscreen Wipers with Rain Sensor	-	-	-	●	●	●
Daytime Running Lights - LED	●	●	●	●	●	●
Fog Lights - Front	-	-	-	●	●	●
Headlights - Full LED	-	-	-	-	-	●
Headlights - Halogen	●	●	●	●	●	-
High Beam Assist (HBA)	-	-	-	-	-	●
Indicator Lights - Door Mirror	●	●	●	●	●	●
Interior Light - Centre	●	-	-	●	●	●
Interior Light - Front	●	●	●	●	●	●
Interior Light - Luggage Compartment	●	●	●	●	●	●
Positioning Light - LED	●	●	●	●	●	●
Privacy Glass - Rear Side and Tailgate	-	-	-	●	●	●
Rear Lights - Halogen	●	●	●	●	●	-
Rear Lights - LED	-	-	-	-	-	●
Solar Glass - Front Door Glass and Windscreen with Shade Band	-	-	-	●	●	●
Static Bending Lights	-	-	-	-	-	●
Tinted Glass - Front Door Glass and Windscreen with Shade Band	●	●	●	-	-	-
Windscreen Auto Defog Function	-	-	-	●	●	●
CONVENIENCE						
12V Power Outlet in Front Console	●	●	●	●	●	●
Arm Rest - Rear Centre	-	-	-	-	●	●
Cruise Control with Speed Limiter	●	●	●	●	●	●
Door Mirrors – Electric Adjustment and Heated	●	●	●	●	●	●
Door Mirrors – Power Folding	-	-	-	-	●	●
Drive Mode Selector	-	-	-	-	-	●
Electric Windows – Anti-Trap Mechanism (Driver)	●	-	-	●	●	●

KONA	Play	S	SE	Premium	Premium SE	Premium GT
Electric Windows – Front and Rear	●	●	●	●	●	●
Electric Windows – One Touch Controls (Driver)	●	●	●	●	●	●
Front Seat Back Pockets – Driver and Passenger Seat	-	-	-	●	●	●
Heated Steering Wheel	-	-	-	-	●	●
Luggage Hooks	●	●	●	●	●	●
Luggage Net	-	-	-	●	●	●
Parcel Shelf	●	●	●	●	●	●
Parking Brake – Manual	●	●	●	●	●	●
Parking Sensors – Front	-	-	-	-	●	●
Parking Sensors – Rear	●	-	●	●	●	●
Parking System – Rear Camera and Guidance System	●	-	●	●	●	●
Smart Key – Keyless Entry with Engine Start/Stop Button	-	-	-	●	●	●
Spare Wheel – Emergency Space Saver (Steel)	●	-	●	●	●	●
Steering Column – Height and Reach Adjustable	●	●	●	●	●	●
Sun Visors – with Driver and Passenger Vanity Mirrors	-	●	●	-	-	-
Sun Visors – with Driver and Passenger Vanity Mirrors Illuminated	●	-	-	●	●	●
Sunglasses Holder	●	-	-	●	●	●
Trailer Wiring Package	●	●	●	●	●	●
Tyre Repair Kit	-	●	-	-	-	-
Windscreen Washer Fluid Sensor and Warning Indicator	●	●	●	●	●	●
TECHNOLOGY AND ENTERTAINMENT						
3.5" Driver's Supervision Instrument Cluster with Mono LCD Display	●	●	●	●	●	-
4.2" Driver's Supervision Instrument Cluster with Colour LCD Display	-	-	-	-	-	●
5" Centre Console Display – Mono LCD Display	-	●	-	-	-	-
7" Centre Console Display – Touchscreen Display Audio with Smart Device Integration	●	-	●	-	-	-
8" Centre Console Display – Touchscreen Satellite Navigation with MapCare and LIVE services*	-	-	-	●	●	●
Bluetooth® Connectivity†	●	●	●	●	●	●
Digital Clock	●	●	●	●	●	●
Head-up Display (HUD)	-	-	-	-	●	●
Phone Connection – Android Auto™ **	●	-	●	●	●	●
Phone Connection – Apple CarPlay™ **	●	-	●	●	●	●

KONA	Play	S	SE	Premium	Premium SE	Premium GT
Radio – RDS and Digital DAB	●	●	●	●	●	●
Speakers – 2 Tweeters, 2 Front, 2 Rear	●	●	●	-	-	-
Speakers – KRELL Premium Audio – 8 Speaker System Including External Amplifier and Subwoofer	-	-	-	●	●	●
Steering Wheel Audio, Phone and Cruise Controls	●	●	●	●	●	●
USB and AUX Connections - Front	●	●	●	●	●	●
Wireless Phone Charging Pad (Qi standard)	-	-	-	●	●	●
SAFETY AND SECURITY						
Airbags – Front, Front Side and Curtain Airbags	●	●	●	●	●	●
Alarm and Immobiliser	●	●	●	●	●	●
Anti-lock Brake System (ABS)	●	●	●	●	●	●
Autonomous Emergency Braking with Pedestrian Recognition (AEB)	-	-	-	-	-	●
Blind Spot Detection (BSD)	-	-	-	-	●	●
Central Locking – Remote Control	●	●	●	●	●	●
Downhill Brake Control (DBC)	●	●	●	●	●	●
Driver Attention Alert (DAA)	●	●	●	●	●	●
Electronic Stability Control (ESC)	●	●	●	●	●	●
Hill-start Assist Control (HAC)	●	●	●	●	●	●
Lane Keep Assist (LKA)	●	●	●	●	●	●
Rear Cross Traffic Alert (RCTA)	-	-	-	-	●	●
Seatbelt – Fixed 3 Point for Second Row Centre Passenger Seat	●	●	●	●	●	●
Tyre Pressure Monitoring System (TPMS)	●	●	●	●	●	●
CUSTOMER OPTIONS						
Metallic/Pearl Paint	-	○	○	○	○	○
SmartSense™ Safety Pack – Autonomous Emergency Braking with Pedestrian Recognition (AEB)	-	○	○	○	○	-
WARRANTY**						
Five Year Unlimited Mileage Warranty	●	●	●	●	●	●
Five Annual Vehicle Health Checks	●	●	●	●	●	●
12 Years' Anti-Perforation Warranty	●	●	●	●	●	●
Hyundai Roadside Assistance	●	●	●	●	●	●

● Standard ○ Optional at extra cost

* LIVE Services includes a 7 year subscription. A compatible smartphone with data plan required to activate services. Hyundai's MapCare includes a map update every year until your car's 10th anniversary. Please contact your dealer for full details. .

† Please contact your dealer for the latest list of compatible phones.

** Apple CarPlay™ is a trademark of Apple, Inc. Android™ is a trademark of Google, Inc. The Bluetooth® word mark and logos are registered trademarks owned by the Bluetooth SIG, Inc. and any use of such marks by Hyundai Motor UK Ltd is under license. Other trademarks and trade names are those of their respective owners.

†† Five Year Unlimited Mileage Warranty terms and exclusions apply. Please see hyundai.co.uk/warranty or ask your local dealer for full terms and exclusions.

KONA	1.0 T-GDi 120PS 2WD 6 Speed Manual	1.6 T-GDi 177PS 4WD 7 Speed DCT
ENGINE		
Euro Status	EURO 6d Temp	
Type	3 Cylinder DOHC	4 Cylinder DOHC
Valve	12	16
Displacement (cc)	998	1,591
Bore and Stroke (mm)	71 x 84	77 x 85
Compression Ratio	10:1	10:1
Max Power (PS/kW)	120/88.3 @ 6,000 rpm	177/130.2 @ 5,500 rpm
Torque (Nm/lbs ft)	172/126.9 @ 1,500 - 4,000 rpm	265/195.9 @ 1,500 - 4,500 rpm
Top Speed (mph)	112	127
SUSPENSION		
Front/Rear	MacPherson Strut Type/ 1.0 T-GDi: Coupled Torsion Beam Axle (CTBA) 1.6 T-GDi: Multi-link	
STEERING		
System	Motor Driven Power Steering (MDPS)	
Steering Wheel Lock to Lock Turns	2.5	
Turning Circle (metres)	10.6	
BRAKES		
System	Power Assisted Braking System with ABS and EBD	
Front/Rear	Ventilated Disc/Solid Disc	
DIMENSIONS		
Overall Length (mm)	4,165	
Overall Width (mm) (Excluding Door Mirrors/Including Door Mirrors)	1,800/2,070	
Wheelbase (mm)	2,600	
WEIGHT AND CAPACITY		
Kerb Weight (kg)*	1,223	1,392
Payload (kg)*	552	518
Gross Vehicle Weight (kg) †	1,775	1,910
Max Tow Weight (kg) – Braked/Unbraked	1,200/600	1,250/600
Gross Train Weight (kg)**	2,975	3,160
Noseweight (kg)	80	
Max Roof Weight (kg)	80	
Fuel Tank Capacity (litre)	50	
PLAY		
Front/Rear Tyre (S)	235/45 R18	
Front/Rear Wheel	7.5J x 18	
Front/Rear Track	1,559/1,568	
Overall Height (mm)	1,565	

KONA	1.0 T-GDi 120PS 2WD 6 Speed Manual	1.6 T-GDi 177PS 4WD 7 Speed DCT
Luggage Capacity VDA (litres) – Seats Up/Seats Down	334/1116	-
WLTP-Low Phase MPG (l/100km)**	37.7 (7.5)	-
WLTP-Mid Phase MPG (l/100km)**	46.3 (6.1)	-
WLTP-High Phase MPG (l/100km)**	50.4 (5.6)	-
WLTP-Extra High Phase MPG (l/100km)**	40.9 (6.9)	-
WLTP-Combined MPG (l/100km)**	44.1 (6.4)	-
WLTP-CO ₂ Emissions (g/km)**	146	-
S S WITH OPTIONAL AEB SAFETY PACK		
Front/Rear Tyre (S)	205/60 R16	-
Front/Rear Wheel	6.5J x 16	-
Front/Rear Track	1,575/1,584	-
Overall Height (mm)	1,550	-
Luggage Capacity VDA (litres) – Seats Up/Seats Down	361/1,143	-
WLTP-Low Phase MPG (l/100km)**	38.7 (7.3)	-
WLTP-Mid Phase MPG (l/100km)**	47.9 (5.9)	-
WLTP-High Phase MPG (l/100km)**	52.3 (5.4)	-
WLTP-Extra High Phase MPG (l/100km)**	42.2 (6.7)	-
WLTP-Combined MPG (l/100km)**	45.6 (6.2)	-
WLTP-CO ₂ Emissions (g/km)**	142	122
SE SE WITH OPTIONAL AEB SAFETY PACK		
Front/Rear Tyre	215/55 R17	-
Front/Rear Wheel	7.0J x 17	-
Front/Rear Track	1,563/1,572	-
Overall Height (mm)	1,565	-
Luggage Capacity VDA (litres) – Seats Up/Seats Down	334/1,116	-
WLTP-Low Phase MPG (l/100km)**	38.2 (7.4)	-
WLTP-Mid Phase MPG (l/100km)**	47.1 (6.0)	-
WLTP-High Phase MPG (l/100km)**	50.4 (5.6)	-
WLTP-Extra High Phase MPG (l/100km)**	40.9 (6.9)	-
WLTP-Combined MPG (l/100km)**	44.1 (6.4)	-
WLTP-CO ₂ Emissions (g/km)**	145	146
PREMIUM PREMIUM WITH OPTIONAL AEB SAFETY PACK		
Front/Rear Tyre	235/45 R18	-
Front/Rear Wheel	7.5J x 18	-
Front/Rear Track	1,559/1,568	-

KONA	1.0 T-GDi 120PS 2WD 6 Speed Manual	1.6 T-GDi 177PS 4WD 7 Speed DCT	
Overall Height (mm)	1,565	-	
Luggage Capacity VDA (litres) – Seats Up/Seats Down	334/1,116	-	
WLTP-Low Phase MPG (l/100km)**	37.7 (7.5)	-	
WLTP-Mid Phase MPG (l/100km)**	46.3 (6.1)	-	
WLTP-High Phase MPG (l/100km)**	50.4 (5.6)	-	
WLTP-Extra High Phase MPG (l/100km)**	40.9 (6.9)	-	
WLTP-Combined MPG (l/100km)**	44.1 (6.4)	-	
WLTP-CO ₂ Emissions (g/km)**	146	-	
	PREMIUM SE	PREMIUM SE WITH OPTIONA AEB SAFETY PACK	
Front/Rear Tyre	235/45 R18	-	
Front/Rear Wheel	7.5J x18	-	
Front/Rear Track	1,559/1,568	-	
Overall Height (mm)	1,565	-	
Luggage Capacity VDA (litres) – Seats Up/Seats Down	334/1,116	-	
WLTP-Low Phase MPG (l/100km)**	37.7 (7.5)	-	
WLTP-Mid Phase MPG (l/100km)**	46.3 (6.1)	-	
WLTP-High Phase MPG (l/100km)**	50.4 (5.6)	-	
WLTP-Extra High Phase MPG (l/100km)**	40.9 (6.9)	-	
WLTP-Combined MPG (l/100km)**	44.8 (6.3)	44.1 (6.4)	
WLTP-CO ₂ Emissions (g/km)**	147	-	
		PREMIUM GT	PREMIUM GT + SUNROOF
Front/Rear Tyre	-	235/45 R18	
Front/Rear Wheel	-	7.5J x18	
Front/Rear Track	-	1,559/1,568	
Overall Height (mm)	-	1,565	
Luggage Capacity VDA (litres) – Seats Up/Seats Down	-	334/1,116	
WLTP-Low Phase MPG (l/100km)**	-	26.6 (10.6)	
WLTP-Mid Phase MPG (l/100km)**	-	33.6 (8.4)	
WLTP-High Phase MPG (l/100km)**	-	38.7 (7.3)	38.2 (7.4)
WLTP-Extra High Phase MPG (l/100km)**	-	34.0 (8.3)	
WLTP-Combined MPG (l/100km)**	-	34.0 (8.3)	33.6 (8.4)
WLTP-CO ₂ Emissions (g/km)**	-	189	190

* Kerb Weight defined as the total weight of a vehicle with standard equipment (the minimum figure and factory fitted optional equipment (the maximum figure) and all necessary operating consumables such as oils, coolant, air conditioning refrigerant and a full tank of fuel, while not loaded with either driver, passengers or cargo.

† Payload is the difference between the Gross Vehicle Weight and the Kerb Weight.

‡ Gross Vehicle Weight is the maximum allowable weight of the vehicle, fully loaded with passengers and cargo (the Payload) and includes the weight of the vehicle.

** The Gross Train Weight is the weight of the fully loaded vehicle plus a fully loaded trailer and must not be exceeded.

†† Figures shown are for comparability purposes; only compare fuel consumption and CO₂ figures with other cars tested to the same technical procedures. These figures may not reflect real life driving results, which will depend upon a number of factors including accessories fitted (post registration), variations in weather, driving styles and vehicle load.

‡‡ g/km = grams of emitted substance per kilometre travelled. CO₂ = Carbon Dioxide. There is a new test used for fuel consumption and CO₂ figures. The CO₂ figures shown however, are based on the outgoing test cycle and will be used to calculate vehicle tax on first registration.

Kona DIMENSIONS



KONA Hybrid	SE	Premium	Premium SE
ENGINE AND TRANSMISSION			
Hybrid 1.6 GDi (32KW Electric Motor) – 6 Speed Dual Clutch Transmission (141PS)	•	•	•
EXTERIOR			
16" Alloy Wheels	•	-	-
18" Alloy Wheels	-	•	•
Body Garnish – Painted Anthracite	-	•	•
Bumpers – Body Coloured	•	•	•
Door Mirrors – Body Coloured	•	•	•
Exterior Door Handles – Body Coloured	•	•	•
Radiator Grille – Black	•	-	-
Radiator Grille – Black with Chrome Surround	-	•	•
Rear Spoiler with Integrated LED Brake Light	•	•	•
Roof Rails	•	•	•
Skid Plate Rear – Silver	-	•	•
INTERIOR STYLING			
Leather Wrapped Steering Wheel and Gear Knob	•	•	•
SEATING			
Adjustable Head Restraints	•	•	•
Driver's Seat Electric Adjustments	-	-	•
Driver's Seat Height Adjustment (Manual)	•	•	-
Driver's Seat Lumbar Support (Electric)	-	•	•
Front Passenger's Seat Electric Adjustments	-	-	•
Front Seats – Heated	-	-	•
Front Seats – Ventilated	-	-	•
Head Restraints – Vertical Adjustment (Rear)	•	•	•
Rear Seats – Split Folding (60/40)	•	•	•
Seat Trim – Cloth	•	•	-
Seat Trim – Leather (Seat Facings Only)	-	-	•
VENTILATION AND VISIBILITY			
Air Conditioning – Climate Control	•	•	•
Automatic Dimming Rear View Mirror	-	•	•

KONA Hybrid	SE	Premium	Premium SE
Automatic Headlights with Dusk Sensor	•	•	•
Automatic Windscreen Wipers with Rain Sensor	-	•	•
Daytime Running Lights – LED	•	•	•
Fog Lights – Front	-	•	•
Headlights – Halogen	•	•	-
Indicator Lights – Door Mirror	•	•	•
Interior Light – Centre	-	•	•
Interior Light – Front	•	•	•
Interior Light – Luggage Compartment	•	•	•
LED Headlights with High Beam Assist (HBA)	-	-	•
Positioning Lights – LED	•	•	•
Privacy Glass – Rear Side and Tailgate	-	•	•
Rear Lights – Halogen	•	•	-
Rear Lights – LED	-	-	•
Solar Glass – Front Door Glass and Windscreen with Shade Band	-	•	•
Tinted Glass – Front Door Glass and Windscreen with Shade Band	•	-	-
Windscreen Auto Defog Function	•	•	•
CONVENIENCE			
12V Power Outlet in Front Console	•	•	•
Arm Rest – Rear Centre	-	-	•
Cruise Control with Speed Limiter	•	•	•
Door Mirrors – Electric Adjustment and Heated	•	•	•
Door Mirrors – Power Folding	-	-	•
Drive Mode Selector	•	•	•
Electric Parking Brake	•	•	•
Electric Windows – Anti-Trap Mechanism (Driver)	-	•	•
Electric Windows – Front and Rear	•	•	•
Electric Windows – One Touch Controls (Driver)	•	•	•
Front Seat Back Pockets – Driver and Passenger Seat	-	•	•
Heated Steering Wheel	-	-	•
Luggage Hooks	•	•	•
Luggage Net	-	•	•
Paddle Shift	•	•	•

KONA Hybrid	SE	Premium	Premium SE
Parcel Shelf	•	•	•
Parking Sensors – Front	-	-	•
Parking Sensors – Rear	•	•	•
Parking System – Rear Camera and Guidance System	•	•	•
Smart Key – Keyless Entry with Engine Start/Stop Button	-	•	•
Steering Column – Height and Reach Adjustable	•	•	•
Sun Visors – with Driver and Passenger Vanity Mirrors	•	-	-
Sun Visors – with Driver and Passenger Vanity Mirrors Illuminated	-	•	•
Sunglasses Holder	•	•	•
Trailer Wiring Package – Full System: Wiring and Enlarged Cooling Fan	•	•	•
Tyre Repair Kit	•	•	•
Windscreen Washer Fluid Sensor and Warning Indicator	•	•	•
TECHNOLOGY AND ENTERTAINMENT			
7" Touchscreen Display Audio with Rear View Camera + Smart Device Integration	•	-	-
10.25" Touchscreen Satellite Navigation with Bluelink and MapCare*	-	•	•
Bluetooth® Connectivity†	•	•	•
Digital Clock	•	•	•
Driver's Supervision Instrument Cluster with Mono LCD Display (3.5")	•	•	-
Driver's Supervision Instrument Cluster with LCD Display (4.2")	-	-	•
Head Up Display (HUD)	-	-	•
Phone Connection - Android Auto™ **	•	•	•
Phone Connection - Apple CarPlay™ **	•	•	•
Radio - RDS and Digital DAB	•	•	•
Speakers - 2 Tweeters, 2 Front, 2 Rear	•	-	-
Speakers - KRELL Premium Audio - 8 Speaker System Including External Amplifier and Subwoofer	-	•	•
Steering Wheel Audio, Phone and Cruise Controls	-	•	•
USB Connectivity Port - 1 Front	•	•	•
Wireless Phone Charging Pad	-	•	•
SAFETY AND SECURITY			
Airbags – Front, Front Side and Curtain Airbags	•	•	•
Alarm and Immobiliser	•	•	•
Anti-lock Brake System (ABS)	•	•	•

KONA Hybrid	SE	Premium	Premium SE
Autonomous Emergency Braking with Pedestrian and Cyclist Detection (AEB)	-	-	•
Blind Spot Detection (BSD)	-	-	•
Central Locking - Remote Control	•	•	•
Driver Attention Alert (DAA)	•	•	•
Electronic Stability Control (ESC)	•	•	•
Hill-start Assist Control (HAC)	•	•	•
Lane Keep Assist (LKA)	•	•	•
Rear Cross Traffic Alert (RCTA)	-	-	•
Seatbelt - Fixed 3 Point for Second Row Centre Passenger Seat	•	•	•
Tyre Pressure Monitoring System (TPMS)	•	•	•
CUSTOMER OPTIONS			
Metallic / Pearl Paint	o	o	o
SmartSense™ Safety Pack for SE: Autonomous Emergency Braking with Pedestrian and Cyclist Detection (AEB) Smart Cruise Control (SCC)	o	-	-
SmartSense™ Safety Pack:Autonomous Emergency Braking with Pedestrian and Cyclist Detection (AEB), Smart Cruise Control (SCC), Blind Spot Detection (BSD), Rear Cross Traffic Alert (RCTA), Intelligent Speed Limit Warning (ISLW), Power Folding Door Mirrors	-	o	-
SmartSense™ Safety Pack for Premium SE: Smart Cruise Control (SCC) Intelligent Speed Limit Warning (ISLW) Lane Follow Assist (LFA)	-	-	o
WARRANTY**			
12 Years' Anti-Perforation Warranty	•	•	•
Five Year Annual Vehicle Health Checks	•	•	•
Five Year Unlimited Mileage Warranty	•	•	•
Hyundai Roadside Assistance	•	•	•

- Standard

○ Optional at extra cost

* LIVE Services includes a 5 year subscription. Hyundai's MapCare includes a map update every year until your car's 10th anniversary. Please contact your dealer for full details.

† Please contact your dealer for the latest list of compatible phones.

** Apple CarPlay™ is a trademark of Apple, Inc. Android™ is a trademark of Google, Inc. The Bluetooth® word mark and logos are registered trademarks owned by the Bluetooth SIG, Inc. and any use of such marks by Hyundai Motor UK Ltd is under license. Other trademarks and trade names are those of their respective owners.

†† Five Year Unlimited Mileage Warranty terms and exclusions apply. Please see [hyundai.co.uk/warranty](https://www.hyundai.co.uk/warranty) or ask your local dealer for full terms and exclusions.

KONA	Hybrid 1.6 GDī 141PS Blue Drive 6 Speed DCT 2WD
ENGINE	
Euro Status	EURO 6d Temp
Type	4 Cylinder DOHC
Valve	16
Displacement (cc)	1,580
Bore and Stroke (mm)	72 x 97
Compression Ratio	13
Max Power (PS/kW)	105/77.2 @ 5,700 rpm (PS/kW)
Torque (Nm/lbs ft)	147/108.4 @ 4,000 rpm (Nm/lbs ft)
Top Speed (mph)	-
ELECTRIC MOTOR	
Electric Motor Type	Permanent Magnet Synchronous Motor (PMSM)
Electric Motor Max Power (PS/kW)	43.5/32.0
Electric Motor Torque (Nm/lbs ft)	170/125.4
Top Speed (mph)	-
HIGH VOLTAGE BATTERY	
Battery Type	Lithium-ion Polymer
Battery Power (kW)	42
Battery Capacity (kWh/Ah)	1.56
Voltage	240
HYBRID SYSTEM	
Max Hybrid System Power Output (PS/kW)	141 / 103.7 @ 5,700 rpm (PS/kW)
Max Hybrid System Torque Output (Nm/lbs ft)	265 / 195.5 @ 4,000 rpm (Nm/lbs ft)
Top Speed (mph)	115
SUSPENSION	
Front/Rear	MacPherson Strut Type/Multi Link Type
STEERING	
System	Motor Driven Power Steering (MDPS)
Steering Wheel Lock to Lock Turns	2.5
Turning Circle (metres)	10.6
BRAKES	
System	ABS System with Regenerative Brakes
Front/Rear	Ventilated Disc/Solid Disc
DIMENSIONS	
Overall Length (mm)	4,165
Overall Width (mm) (Excluding Door Mirrors/Including Door Mirrors)	1,800/2,070
Wheelbase (mm)	2,600
WEIGHT AND CAPACITY	
Kerb Weight (kg)*	1,376 - 1,453
Payload (kg)*	427 - 504
Gross Vehicle Weight (kg) †	1,880
Max Tow Weight (kg) – Braked/Unbraked	1,300/600
Gross Train Weight (kg)**	3,180
Noseweight (kg)	80
Max Roof Weight (kg)	80
Fuel Tank Capacity (litre)	38

KONA Hybrid		Hybrid 1.6 GDi 141PS Blue Drive 6 Speed DCT 2WD
SE AND SE WITH OPTIONAL SMARTSENSE™ SAFETY PACK		
Front/Rear Tyre	205/60 R16	
Front/Rear Wheel	6.5Jx16	
Front/Rear Track	1,576/1,589	
Overall Height (mm)	1,565	
Luggage Capacity VDA (litres) – Seats Up/Seats Down	361/1,143	
Maximum Potential EV Driving Range (Miles/Km)	-	
Estimated Real EV Driving Range (Miles/Km)	-	
Electric Driving Efficiency (kWh per 100Km)	-	
WLTP-Low Phase MPG (l/100km)**	61.4 (4.6)	
WLTP-Mid Phase MPG (l/100km)**	67.3 (4.2)	
WLTP-High Phase MPG (l/100km)**	62.8 (4.5)	
WLTP-Extra High Phase MPG (l/100km)**	46.3 (6.1)	
WLTP-Combined MPG (l/100km)**	56.5 (5.0)	
WLTP-CO ₂ Emissions **	114	
PREMIUM AND PREMIUM WITH OPTIONAL SMARTSENSE™ SAFETY PACK		
Front/Rear Tyre	225/45 ZR18	
Front/Rear Wheel	7.5Jx18	
Front/Rear Track	1,565/1,577	
Overall Height (mm)	1,565	
Luggage Capacity VDA (litres) – Seats Up/Seats Down	361/1,143	
Maximum Potential EV Driving Range (Miles/Km)	-	
Estimated Real EV Driving Range (Miles/Km)	-	
Electric Driving Efficiency (kWh per 100Km)	-	
WLTP-Low Phase MPG (l/100km)**	56.5 (5.0)	
WLTP-Mid Phase MPG (l/100km)**	61.4 (4.6)	
WLTP-High Phase MPG (l/100km)**	58.9 (4.8)	
WLTP-Extra High Phase MPG (l/100km)**	44.1 (6.4)	
WLTP-Combined MPG (l/100km)**	52.3 (5.4)	

KONA Hybrid		Hybrid 1.6 GDi 141PS Blue Drive 6 Speed DCT 2WD
WLTP-CO ₂ Emissions "	122	
PREMIUM SE AND PREMIUM SE WITH OPTIONAL SMARTSENSE™ SAFETY PACK		
Front/Rear Tyre	225/45 ZR18	
Front/Rear Wheel	7.5Jx18	
Overall Height (mm)	1,565	
Luggage Capacity VDA (litres) – Seats Up/Seats Down	361/1,143	
Maximum Potential EV Driving Range (Miles/Km)	-	
Estimated Real EV Driving Range (Miles/Km)	-	
Electric Driving Efficiency (kWh per 100Km)	-	
WLTP-Low Phase MPG (l/100km)**	55.4 (5.1)	
WLTP-Mid Phase MPG (l/100km)**	60.1 (4.7)	
WLTP-High Phase MPG (l/100km)**	57.6 (4.9)	
WLTP-Extra High Phase MPG (l/100km)**	44.1 (6.4)	
WLTP-Combined MPG (l/100km)**	52.3 (5.4)	
WLTP-CO ₂ Emissions "	123	

* Kerb Weight defined as the total weight of a vehicle with standard equipment (the minimum figure and factory fitted optional equipment (the maximum figure) and all necessary operating consumables such as oils, coolant, air conditioning refrigerant and a full tank of fuel, while not loaded with either driver, passengers or cargo.

† Payload is the difference between the Gross Vehicle Weight and the Kerb Weight.

‡ Gross Vehicle Weight is the maximum allowable weight of the vehicle, fully loaded with passengers and cargo (the Payload) and includes the weight of the vehicle.

** The Gross Train Weight is the weight of the fully loaded vehicle plus a fully loaded trailer and must not be exceeded.

†† Figures shown are for comparability purposes; only compare fuel consumption and CO2 figures with other cars tested to the same technical procedures. These figures may not reflect real life driving results, which will depend upon a number of factors including accessories fitted (post registration), variations in weather, driving styles and vehicle load.

‡‡ g/km = grams of emitted substance per kilometre travelled. CO2 = Carbon Dioxide. There is a new test used for fuel consumption and CO2 figuresd.

Kona Hybrid DIMENSIONS





Hyundai Finance

Hyundai Finance provides a range of products to make the purchase of your Hyundai even more accessible. To meet your requirements, our plans are simple but offer you the same quality and flexibility as your new Hyundai. Applying for a finance plan through your local Hyundai dealer is easy and they will support you in choosing the right plan for your needs.

As a customer your satisfaction is at the heart of our business, and whilst you are able to manage your account online, we are only a phone call away should you require any help or assistance. We offer two main products to assist your car purchase:

PERSONAL MOTOR LOAN

Personal Motor Loan is a simple and traditional way to finance your car over a fixed period. You decide to fund the entire purchase price or put down a deposit and as your interest rate is fixed you'll pay the same amount each month. After all repayments have been made you'll own the car.

PERSONAL CONTRACT PURCHASE (PCP)

Personal Contract Purchase could make it easier for you to get behind the wheel of your Hyundai, it may also help you to change your car on a more regular basis.

The way it works is simple — you decide what level of deposit to pay. From nil, up to a maximum of 50%. You also decide your repayment period (typically 25, 37 or 49 months) and set your anticipated annual mileage. This will determine your optional final payment.

You will then make fixed monthly repayments based on the outstanding balance and interest, less your optional final payment, and at the end of your monthly repayment period you will have three choices: return, retain or renew.

RETURN: you can hand the car back to us with nothing further to pay (subject to fair wear and tear, and/or excess mileage charges may apply).

RETAIN: you can pay the optional final payment and the car is yours.

RENEW: you can part exchange the car, using any equity over and above the optional final payment as deposit on your next car (equity is anticipated, but this cannot be guaranteed).

T&Cs apply. Subject to status. Applicants must be 18 or over. Guarantee/Indemnity may be required. Hyundai Finance, RH1 1SR



5 Year Unlimited Mileage Warranty

At Hyundai we continually invest in the latest manufacturing technology designed to give you years of enjoyable motoring. Our trust in our products is backed up by our comprehensive aftercare package to ensure you have the best possible experience as a Hyundai owner.

Only Hyundai-trained technicians will carry out any warranty work, and we'll also check for any software updates to keep your car running smoothly. You can be sure that we'll only use Hyundai Genuine Parts - tested and approved by us.

5 YEAR UNLIMITED MILEAGE WARRANTY

Peace of mind comes as standard with our manufacturer-backed, unlimited mileage, 5 year warranty* which protects your Hyundai against manufacturing defects and is fully transferable to the next owner.

HYUNDAI ROADSIDE ASSISTANCE

24 hour roadside assistance should you ever need it, anywhere in the UK or Channel Islands, with Onward Travel included to get you home if your car can't be fixed at the roadside†.

5 ANNUAL VEHICLE HEALTH CHECKS

Free, expert visual inspections by your Hyundai dealer on key areas of your car, to help spot any potential problems early.

ADDITIONAL AFTERCARE

A 12 year Anti-perforation warranty against perforation of the bodywork, from the inside of the panel outwards.

* Vehicles used for taxi, daily rental hire and reward or light commercial vehicles are limited to 100,000 miles. Terms and conditions apply. Visit hyundai.co.uk/warranty for further details.

† Complimentary Hyundai Roadside Assistance automatically covers your Hyundai for 12 months from the date of first registration and can be re-activated annually upon adhering to the recommended service schedule at an Authorised Hyundai Dealer. Visit hyundai.co.uk/assistance for further details.



Motability Plans

The Motability plan will enable some of you to purchase a Hyundai at a preferential rate. If you receive the Higher Rate Mobility Component of the Disability Living Allowance, you're entitled to access this excellent scheme. In recognition of your requirements, many Hyundai models can be ordered on the 3 year Contract Hire Scheme.

You'll benefit from advantageous features like power steering, height-adjustable driver's seat and automatic gearbox, which all come as standard.

Most of our dealers are Motability Accredited, so just contact them and they'll be happy to help. If you'd like to read about the scheme in more depth, simply visit www.motability.co.uk



Hyundai Service Plans

For the school runs and the shopping trips.
The multi-storeys and the motorways.
Holidays, the commute, the appointment you simply can't be late for.
This is your driving life.

Hyundai Service Plans are a convenient way to plan ahead, with a bespoke plan, tailored for your individual circumstances.
So you're simply free to live your driving life knowing your servicing costs are already covered.
With payment options to suit you and no interest or credit checks.
Just the certainty that your Hyundai is always in great hands.

For more information visit hyundai.co.uk/owning, contact your local dealer or call us on **0800 981 981**.



Hyundai Click To Buy™

Hyundai Click To Buy™ is the smarter, easier way to purchase a new car. Innovation has always been part of our DNA, and now we've streamlined the buying process itself. With a few simple clicks you can trade-in your old car, configure your new Hyundai, arrange finance and pay a deposit — all from your computer, tablet or smartphone device.

For added flexibility you can pay in cash, and the delivery arrangements couldn't be simpler. You can choose to get it delivered at your home at a cost, or collect it in the evening or weekend from your local dealer.

You'll be admiring your Hyundai in double-quick time thanks to the latest example of our new-thinking philosophy.

MyHyundai

MyHyundai is a complimentary and exclusive owners' club with a variety of unique benefits that'll make your ownership experience even more enjoyable.

As well as amazing offers that range from incredible getaways to indulgent gifts, you'll also be able to set your own alerts and preferences, while storing all your car's details in one, easily-accessible place.



Staying In Touch

We're committed to offering you the very best. That means, as well as delivering impressive cars, we'll also deliver helpful advice and service, every step of the way. Simply contact us on **0800 981 981** or visit our website at www.hyundai.co.uk



Keep up to date with our news on our Facebook page at www.facebook.com/hyundaiuk



See all our latest tweets at www.twitter.com/hyundai_uk




View our latest videos at www.youtube.com/user/hyundaimotoruk

Specifications shown in this brochure are based upon the latest available information at the time of printing. The colours and finishes reproduced in this brochure are subject to the limitations of the printing process and may vary from the actual colour and paint finish.

In line with our policy of continual product improvement Hyundai Motor UK Ltd reserves the right to make changes at any time, without notice, to prices, colours, material, design, shape, specifications and models, and to discontinue items. For the latest details, please consult your Hyundai dealer.

Your local Hyundai dealer:



This brochure is printed on FSC® (Forestry Stewardship Council) certified paper which has been produced at a mill and printed by a printer that has been certified to the ISO 14001 environmental standard using vegetable oil based inks and aqueous based coatings. It can be disposed of by recycling, incineration for recovery or is biodegradable.

Customer enquiries: 0800 981 981



Hyundai Motor UK Ltd
728 London Road, High Wycombe, Bucks HP11 1HE
T: 01494 428600 www.hyundai.co.uk

Model on front cover:
Kona Premium GT in Tangerine Comet Pearl Paint.
HB0014 03/20