


1995 FORD  
RANGER





# 1995 RANGER

There's only one thing that never changes here at Ford. And that's our continuous drive to perfect our products.

Just take a good look at our latest Ford Ranger pickup.

**Ford Trucks.**  
**The Best Never Rest.**

We've taken America's best-selling pickup in its class, the best of any import or domestic, and made it better... in style, comfort, performance, safety.

## MORE SAFETY AND SECURITY FEATURES

Ranger has a standard driver-side air bag to supplement the safety belts. A computer-controlled 4-wheel Anti-lock Brake System (ABS) is now standard in the 4x4, optional in the 4x2. And what's more, for your added security and that of your new Ranger, you have the option of a keyless remote entry/anti-theft system.

## MORE ERGONOMIC AND COMFORTABLE INTERIOR

The instrument panel has been redesigned for greater comfort and convenience.

In the expanded selection of features you'll also find a 6-way power driver's seat (available with sport bucket seats in the SuperCab) and a six-disc CD changer option.

An illuminated entry system, height-adjustable front shoulder belts and power point accessories outlet are new, too, and they come standard.

## IMPROVED FUNCTIONAL FEATURES, TOO

The 2.3-liter SEFI I-4 delivers greater power and torque.

The optional 4-speed automatic transmission is fully electronically governed for smooth and precise shifting.

And the powerful 3.0- and 4.0-liter V-6s can go 100,000 miles (equivalent to four trips around the world) before a scheduled tune-up is needed.

## AS ALWAYS, A GREAT SELECTION OF MODELS

Ranger XL, XL Sport, XLT, STX, or flareside Splash trim. Regular Cab or SuperCab. 4x2 or 4x4. Pick the Ranger that suits your unique style.



Ranger STX 4x4 Regular Cab in Black Clearcoat.

Below: The Ranger XLT Regular Cab 4x4 in Silver Clearcoat Metallic.

Some equipment shown may be optional.



Ranger XLT Regular Cab in Electric Red Clearcoat Metallic.



Ranger Splash Regular Cab 4x2 in Canary Yellow Clearcoat.








## NEW DRIVER'S VIEW

While all those drivers across America who made Ranger the top-selling compact pick-up were out enjoying their trucks, we were hard at work thinking of ways to make the next Ford Ranger even better.

And here it is. The new Ford Ranger for 1995.

Among many things, we improved the instrumentation and controls, in looks and ergonomics, to make driving easier—and more fun.

And we put in a driver-side air bag to supplement your safety belts, for your peace of mind and your safety.



Above: Ranger's new instrument panel, shown above in a Ranger XLT in Saddle color, is improved in style and function and incorporates quality measures for more solid construction. Standard are fuel, engine temperature and oil pressure gauges, voltmeter, and a new 12-volt power point accessories outlet.

Far left: Optional speed control features the "tap up/tap down" feature explained on page 15. It comes with a tilt steering wheel, which is leather-wrapped in STX.

Left: Every Ranger comes equipped with a standard driver-side air bag to supplement the safety belts.

Some equipment shown on these pages may be optional.



# THE INTERIOR

Ranger has the versatility you need to do all the things you want to do. Plus the comfort to make it all enjoyable.

## COMFORTABLE SEATING IN REGULAR OR SUPERCAB

Ford Ranger offers three kinds of seating arrangements, depending on the model and trim level you choose.

There's a 3-passenger bench (Regular Cab only), a 60/40 split bench, and sport bucket seats with console.

The roomier SuperCab provides 22.2 cu. ft. of space behind the front seat for

carrying items you would want to keep inside the cab. Models equipped with rear jump seat have 18.1 cu. ft.

What's more, with the SuperCab you now have the convenience of 6-way power driver seat adjustment, available with the sport bucket seats. You can adjust the seat up/down, forward/back, or tilt forward/back.

## NEW COMFORT AND SECURITY FEATURES

Standard in Ranger for 1995 are height-adjustable front shoulder belts. So no matter

if you're tall or short, you can adjust your shoulder belt to get the comfortable fit that's just right for you. The Regular Cab model provides four adjustable positions, and the SuperCab provides five.

You'll also find included in Ranger's extensive standard equipment list the illuminated entry system. It automatically turns on the interior lights when you lift the driver's side door handle.

And available for added security is the remote keyless entry/anti-theft system, shown and described on page 15.



Above: The Ranger XLT SuperCab interior with optional sport cloth bucket seats with console in Saddle.

Left: The Ranger XLT SuperCab interior with standard 60/40 split bench seat in Saddle.

Some equipment shown on these pages may be optional.



Far left: The security of a cargo area cover is standard in Ranger XLT, STX and Splash SuperCabs.

Left, center: No matter if you're tall or short, you can adjust the height of your shoulder belt to your individual needs.

Left: A 6-way power driver's seat is available in SuperCab with the optional sport bucket seats. You can adjust the seat up/down, forward/back, and tilt forward/back.



# RANGER SPLASH

If looks can say it all, driving a Ranger Splash will say it all about you—that you're really into the fun of living.

We were the first to come out with a compact pickup sporting a flareside design, because we knew it would hold special appeal for those who like being noticed.

And catching attention is something the Ranger Splash does very well, indeed.

## UNIQUE LOOK OF SPLASH

It's the distinctive flareside pickup box, of course. And it's the look of color-keyed components including the bumpers, grille molding and electric-powered mirrors.

And that's not all. The 4x2 Splash rides on low-profile 15" P235/60R black sidewall, all-season steel-belted radial tires. Chrome full-face wheel covers are standard.

The Splash 4-wheeler has a hot set of wheels, too. They're deep dish cast aluminum with 15" P235/75R outline white letter all-terrain tires. The 4x4 also has mud flaps.

## MORE THAN JUST LOOKS

The 4x2's low-riding stance combines with the unique Splash handling suspension and 15" tires to provide quick and agile handling.

The Splash 4x4, along with providing excellent on- or off-road handling, delivers the added punch of a 3.0-liter multi-port SEFI V-6, plus the outstanding ergonomic convenience and smooth operation of Ford's Switch-on 4-wheel-drive system with automatic locking hubs.

The Ranger Splash. Yours in 4x2 or 4x4. Regular Cab or roomier SuperCab.



*The Ranger Splash SuperCab 4x4 in Black Clearcoat. Among its standard features are deep dish cast aluminum wheels with P235/75R15 outline white letter all-terrain tires.*



*The Ranger Splash Regular Cab 4x2 in Canary Yellow Clearcoat, a unique Splash color.*

*Below: The Ranger Splash SuperCab 4x4 in Electric Red Clearcoat Metallic.*

*Some equipment shown on these pages is optional.*





# RANGER 4x4

Competition among compact 4x4 pickups has just gone from being mighty tough to downright fierce.

The reason? The new Ford Ranger 4x4 for 1995. Our best Ranger 4-wheeler ever.

## 4-WHEEL ABS BRAKES AND SWITCH-ON 4-WHEEL DRIVE

Now standard is an Anti-lock Brake System (ABS) controlling all four wheels. Four-wheel ABS not only helps you come to straighter

stops, but provides greater steering control under most driving conditions.

Dial in to 4-wheeling fun with the simple turn of a switch on Ranger's new ergonomic instrument panel. Quickly and easily shift back and forth between 4x2 and 4x4-High at normal speeds. Or come to a stop and get into 4x4-Low when rough going calls for it.

For the off-road enthusiast who prefers them, manual-locking hubs are available.

## STX. THE ULTIMATE RANGER 4-WHEELER

In a stylish, performance-oriented Ranger STX, you'll feel as much at home at a hot city night spot as on an off-road trail at dawn.

STX features a painted bumper treatment, unique tape striping, 15" P215/75R outline white letter all-terrain tires on full-face steel wheels.

Ample muscle is supplied by a powerful 3.0-liter V-6 with sequential electronic fuel-injection system.

Four-wheel ABS, handling-oriented suspension compo-

nents, power-assist steering and tachometer come standard as well. Fuel tank and transfer case skid plates, too.

Ford Ranger STX. It's a 4x4 only. And that can only mean plenty of driving excitement.



"Tread Lightly" is an educational program designed to increase awareness of land-use regulations and responsibilities in our wilderness areas. Ford joins the U.S. Forest Service and Bureau of Land Management in encouraging you to preserve our national forests and other public and private lands by "treading lightly."

Featured here: The Ranger XLT Regular Cab 4x4 in Electric Red Clearcoat Metallic. Some equipment shown may be optional.





# ENGINEERING

Whether you drive a truck for work or play—no matter, it's got to be tough! And a great performer, too.

## RUGGED CONSTRUCTION

Ranger has a sturdy ladder-type frame. Plus double-wall construction for the hood, doors, all-welded pickup box side panels, and tailgate.


Can Ranger take it? You bet.

## EXCELLENT PERFORMANCE

There are three sequential electronically fuel-injected engines: the 2.3-liter I-4 with higher power and torque; and the 3.0- and 4.0-liter V-6s with no scheduled tune-up required for 100,000 miles.

Choose the 5-speed manual transmission, standard, or the optional electronic-controlled 4-speed automatic.

And '95 Ranger 4x4s come with a 4-wheel Anti-lock Brake System as standard equipment (an option in the 4x2s).



**1** Exterior sheet metal has an aerodynamic look, due in part to smooth corners, limousine-style door and glass components that are flush with the body.

**2** Sequential electronic fuel injection delivers fuel to each cylinder in "sequence" with the engine's spark firing order for more precise fuel metering.

**3** The optional 4-speed automatic overdrive transmission for 1995 is electronically controlled. Smoother and more precise shifting is accomplished by EEC-V computer-governed solenoids that control hydraulic pressure. It also has a brake/shift interlock safety feature: The brake pedal must be depressed before you can shift the lever out of "Park" position.

**4** A driver-side air bag to supplement the lap/shoulder safety belts is now standard in every Ford Ranger.

**5** The Regular Cab 4x2 can carry cargo up to 1,650 pounds, and the Regular Cab 4x4 up to 1,550 pounds, with the optional payload package #2.

**6** Ranger features double-wall construction of the hood, doors, all-welded pickup box panels, and tailgate.

**7** Twin-I-Beam (4x2) and Twin-Traction Beam (4x4) front suspensions have separate axles and coil springs to provide independent wheel control.

**8** With Ford's standard Switch-on 4-wheel-drive system, you can shift "on-the-fly" from 4x2 to 4x4-High and back at normal speeds. For the off-road enthusiasts who prefer them, manual-locking hubs are available.

**9** In Ranger's long list of safety features is a strong steel guard beam in each door.

**10** Front coil and rear leaf springs are computer-selected to match them precisely to the payload and gross vehicle weight rating, providing predictable ride and handling when operating with a load.

**11** Newly available 4-wheel Anti-lock Brake System (ABS) not only helps the driver come to a straighter stop, but also provides greater steering control under most conditions. It's standard in the Ranger 4x4 and optional in the 4x2. Rear ABS is standard in the 4x2.

**12** Two-sided galvanized steel is used extensively to protect against the damaging effects of corrosion.



The 2.3-liter I-4 gets a big boost in Ranger for 1995. Its new intake manifold and new cylinder head design for enhanced air flow are among the improvements that give this engine higher performance.



# RANGER FEATURES



(A)

With Ranger's expanded selection of features, there's a lot more to enjoy in a Ford Ranger than ever before.

## A NEW LIST OF SURPRISE AND DELIGHT FEATURES

In the 1995 Ranger you'll find a lot of things to make driving more convenient.

For example, Ranger now offers the next generation of Ford's speed control option. Its "tap up/tap down" feature lets you either increase or decrease speed in an increment of 1 mile per hour with each tap of either the ACCEL or COAST control.

With the "one touch down" feature of the power windows option, the driver's window can be lowered completely at just a touch of the switch. Another quick touch stops it wherever you wish.

And with the SuperCab you can order sport bucket seats

with 6-way power adjustment for the driver. Adjust your seat forward/back, up/down, or tilt forward/back.

## SAFETY AND SECURITY

Ranger is the latest Ford truck to provide the added protection of a driver-side air bag to supplement the safety belts. Plus 4-wheel anti-lock brakes (standard on 4x4s, optional on 4x2s).

The optional remote keyless entry/anti-theft system locks or unlocks the doors with a key chain transmitter. On the transmitter also is a panic button that sounds the horn and flashes the lights. The anti-theft feature sounds the horn, flashes the lights and disables the engine starter when a door is opened after the system is armed.

## NEW STEREO FEATURES

The large-bezel radio design is 40% larger, has bolder graphics, provides bigger buttons and more of them, and is easier to operate. You'll find it standard in Ranger XLT, STX and Splash; optional in XL and XL Sport.

Replacing the single CD radio this year is the multi-disc changer. Select from up to six CDs using radio controls. This system lets you play cassette tapes, too.



(B)



(E)



(C)



(F)



(H)



(D)



(G)



(I)

(A) 4-wheel Anti-lock Brake System is standard in Ranger 4x4s, optional in 4x2s.

(B) The optional CD changer lets you select up to six discs with radio controls. You can play cassette tapes, too, as well as CDs.

(C) The remote keyless entry/anti-theft system is a new security feature in Ford Ranger for 1995.

(D) The optional 4-speed automatic overdrive transmission is now electronically controlled for smoother and more precise shifting.

(E) An illuminated entry system, standard in all models, turns on the interior lights when the driver's side door handle is lifted.

(F) The large-bezel radio design (standard in XLT, STX and Splash; optional in XL and XL Sport) is one of many ergonomic improvements.

(G) Fog lamps, available last year on XLT and STX 4x4s, are now available also on the Ranger XLT 4x2.

(H) The speed control option has a "tap up/tap down" feature that lets you increase or decrease speed in an increment of 1 mile per hour with one tap of the ACCEL or COAST control.

(I) The "one touch down" feature of the power windows option allows the driver's window to be completely lowered at just one touch of a switch. To stop the window at a certain point, just give the switch another touch.



# ACCESSORIES

The fun of owning a new Ford Ranger really begins when you're outfitting it to your special style of driving.

Your Ford Dealer can show you a lot of ways to personalize your new pickup, with a selection of accessories that can help make your truck stand out from the crowd.

Featured here are a high-density bedliner, bikini hood cover, tubular rear bumper,

quick-release tailgate lock, hood-mounted air deflector, and rally bars.

Also available are bumper guards, splash guards, bed hooks and tie-downs, bed mat/tailgate panel kit, engine block heater, styled wheel lock protectors, door edge guards, carpeted floor mats.

Like the Ranger itself, Ford brand accessories are high in quality. And what's more, they are covered by the new vehicle limited warranty.

For complete details, see your Ford Dealer.



High-density bedliner helps guard against damage and includes a protective tailgate panel.



The bikini hood cover adds style while helping to protect your Ranger's quality paint finish from chipping.



The tubular rear bumper adds sporty styling flair and has heavy-duty construction.



To Ranger's long list of convenience features you can add this quick-release tailgate lock.



This hood-mounted air deflector helps keep your windshield clear of bugs while you're out on the highway.



Rally bars (not for occupant safety) are stylish and sporty. Shown also are off-road lights, available separately.



# RANGER SPECIFICATIONS

## 4x4 SPECIFICATIONS

GVW Rating (max.)	5,000 lbs. - Regular Cab; 5,140 lbs. - SuperCab
Frame	Ladder-type
Axles: front	2,750 lbs.
Axles: rear	Std. 2,750 lbs.; Opt. 2,750 lbs. Limited Slip
Computer-selected front coil springs (combined rating @ ground)	2,260 lbs. - Regular Cab; 2,420 lbs. - SuperCab
Computer-selected rear leaf springs (combined rating @ ground)	2,570 lbs. - Regular Cab; 2,570 lbs. - SuperCab
Shock absorbers	Heavy-duty gas-pressurized
Stabilizer bars	Std. - front and rear
Brakes	Power front discs/rear drums with 4-wheel anti-lock system
Front hubs/transfer case	Std. automatic locking/Switch-on electric shift Opt. manual locking/2-speed manual shift
Battery	58 AH maintenance-free - Regular Cab 72 AH maintenance-free - SuperCab (opt. in Regular Cab)
Alternator	95 amps
Fuel capacity	17.0 gals. - Regular Cab 20.5 gals. - SuperCab (opt. 20.0 gals. on 113.9" wheelbase Regular Cab)
Steering	Power
Curb-to-curb turning diameter	37.3 ft. - 107.9" wheelbase Regular Cab 39.1 ft. - 113.9" wheelbase Regular Cab 42.4 ft. - 125" wheelbase SuperCab

## 4x2 SPECIFICATIONS

GVW Rating (max.)	4,700 lbs. - Regular Cab; 4,880 lbs. - SuperCab
Frame	Ladder-type
Axles: front	2,400 lbs. - Regular Cab; 2,625 - SuperCab
Axles: rear	Std. 2,750 lbs.; Opt. 2,750 lbs. Limited Slip
Computer-selected front coil springs (combined rating @ ground)	2,050 lbs. - Regular Cab; 2,250 lbs. - SuperCab
Computer-selected rear leaf springs (combined rating @ ground)	2,550 lbs. - Regular Cab; 2,550 lbs. - SuperCab
Shock absorbers	Std. gas-pressurized; Opt. heavy-duty gas-pressurized
Front stabilizer bar	Std.
Rear stabilizer bar	Opt. - Regular Cab and SuperCab*
Brakes	Std. power front discs; power rear drums with anti-lock system Opt. 4-wheel anti-lock brake system
Battery	58 AH maintenance-free - Regular Cab 72 AH maintenance-free - SuperCab (opt. in Regular Cab)
Alternator	95 amps
Fuel capacity	17.0 gals. - Regular Cab 20.5 gals. - SuperCab (opt. 20.0 gals. on 113.9" wheelbase Regular Cab)
Steering: Regular Cab	Manual - std. in XL and XL Sport Power - included in XLT and STX; opt in XL and XL Sport
Steering: SuperCab	Power
Curb-to-curb turning diameter	36.5 ft. - 107.9" wheelbase Regular Cab 38.3 ft. - 113.9" wheelbase Regular Cab 41.6 ft. - 125" wheelbase SuperCab

\* Requires Handling Package.

## ENGINE SPECIFICATIONS

Engine*	Displacement (liters/cubic inches)	Bore x Stroke	Compression Ratio	Horsepower (SAE net)	Torque, lbs. ft. (SAE net)
2.3-liter SEFI I-4	2.3/140	3.78 x 3.13	9.2:1	112 @ 4,800 rpm	135 @ 2,400 rpm
3.0-liter SEFI V-6	3.0/182	3.50 x 3.14	9.4:1	147 @ 5,000 rpm	162 @ 3,250 rpm
4.0-liter SEFI V-6	4.0/245	3.95 x 3.32	9.0:1	160 @ 4,200 rpm	220 @ 3,000 rpm

\* All engines have Sequential Electronic Fuel Injection (SEFI).

## STYLESIDE MAXIMUM TRAILER WEIGHTS\*

Automatic	Axle Ratio	GCWR Max.	Regular Cab		SuperCab	
			4x2	4x4	4x2	4x4
2.3L SEFI I-4	3.73	5,500	2,300	-	-	-
	3.45	7,000	3,700	-	-	-
	3.73	7,500	4,000	3,900	4,000	3,600
	4.10	8,000	-	4,400	-	4,100
4.0L SEFI V-6	3.08	6,000	2,700	-	2,400	-
	3.27	7,500	-	3,800	-	3,600
	3.55	9,500	6,000	-	5,900	-
	3.73	9,500	-	5,800	-	5,600
<i>Manual</i>						
2.3L SEFI I-4	3.73	4,800	1,600	-	1,300	-
	4.10	4,800	-	1,300	-	-
3.0L SEFI V-6	3.45	5,000	1,800	-	1,500	-
	3.73	6,000	2,800	2,400	2,500	2,100
4.0L SEFI V-6	3.08	5,000	1,700	-	1,500	-
	3.27	6,000	-	2,000	-	2,000
	3.55	7,000	3,700	-	3,400	-
	3.73	7,000	-	3,400	-	3,000

\* See your dealer for trailer towing weights for Splash model and for Styleside models with Splash sport suspension.

## POWERTEAM AVAILABILITY BY TRIM MODEL

	XL	Sport	Regular Cab 4x2			XL	SuperCab 4x2		
			XLT	STX	Splash		XLT	STX	Splash
2.3L I-4/5-Speed Man.	S	S	S	-	S	S	S	-	-
2.3L I-4/4-Speed Auto.	O	O	O	-	O	-	-	-	-
3.0L V-6/5-Speed Man.	O	O	O	-	O	O	O	-	S
3.0L V-6/4-Speed Auto.	O	O	O	-	O	O	O	-	O
4.0L V-6/5-Speed Man.	-	O	O	-	O	-	O	-	O
4.0L V-6/4-Speed Auto.	-	O	O	-	O	-	O	-	O
	XL	Sport	Regular Cab 4x4			XL	SuperCab 4x4		
			XLT	STX	Splash		XLT	STX	Splash
2.3L I-4/5-Speed Man.	S	S	S	-	-	-	-	-	-
3.0L V-6/5-Speed Man.	O	O	P	S	S	S	S	S	S
3.0L V-6/4-Speed Auto.	O	O	O	O	O	O	O	O	O
4.0L V-6/5-Speed Man.	-	O	O	O	O	-	O	O	O
4.0L V-6/4-Speed Auto.	-	O	O	O	O	-	O	O	O

Note: 4x2s with 4.0-liter engine and all 4x4s include 4-wheel anti-lock brakes.

## PAYLOAD PACKAGE SELECTOR\*

Regular Cab	Package No.	Payload	GVWR	Tires (Min.)
4x2 SWB	#1 Std.	1,250 lbs.	4,220 lbs.	P195/70Rx14SL
4x2 SWB	#2 Opt.	1,650 lbs.	4,680 lbs.	P215/70Rx14SL
4x2 LWB	#1 Std.	1,250 lbs.	4,260 lbs.	P195/70Rx14SL
4x2 LWB	#2 Opt.	1,650 lbs.	4,700 lbs.	P215/70Rx14SL
4x4 SWB	#1 Std.	1,250 lbs.	4,580 lbs.	P215/75Rx15SL
4x4 SWB	#2 Opt.	1,550 lbs.	4,960 lbs.	P215/75Rx15SL
4x4 LWB	#1 Std.	1,250 lbs.	4,620 lbs.	P215/75Rx15SL
4x4 LWB	#2 Opt.	1,550 lbs.	5,000 lbs.	P215/75Rx15SL
<i>SuperCab</i>				
4x2	#1 Std.	1,200 lbs.	4,500 lbs.	P195/70Rx14SL
4x2	#2 Opt.	1,550 lbs.	4,880 lbs.	P215/70Rx14SL
4x4	#1 Std.	1,250 lbs.	4,920 lbs.	P215/75Rx15SL
4x4	#2 Opt.	1,450 lbs.	5,100 lbs.	P215/75Rx15SL

\* Ranger Styleside model information provided. See your Ford Dealer for Splash model information.  
SWB = short wheelbase (107.9" Regular Cab), LWB = long wheelbase (113.9" Regular Cab). Payload is the maximum allowable weight of people, cargo, and body equipment and is reduced by the weight of optional equipment.

## DIMENSIONS (Exterior/Interior)

Wheelbase	Cab Length	at Cargo Floor	
107.9" Regular Cab	104.7"	72.2"	54.3"
113.9" Regular Cab	104.7"	84.2"	54.3"
125" SuperCab	120.9"	72.2"	54.3"
Load Height at Cargo Floor (Empty)	Front Tread 4x2/4x4	Rear Tread 4x2/4x4	Axle Clearance 4x2/4x4
27.9"/31.8"	56.7"/58.3"	57.3"	6.1"/7.2"
27.4"/31.4"	56.7"/58.3"	57.3"	6.1"/7.2"
27.0"/30.5"	56.7"/58.3"	57.3"	6.1"/7.2"
Passenger Compartment	Regular Cab		SuperCab
Head room	39.1"		39.1"
Shoulder room	54.6"		54.6"
Hip room	52.8"		52.8"
Leg room (max.)	42.4"		43.4"
Space behind seat (cu. ft.)	—		18.1"
Cargo Compartment**			
Box length at floor — short wheelbase	72.2"		—
Box length at floor — long wheelbase	84.2"		72.2"
Maximum inside width at floor	51.2"		51.2"
Pickup box depth	16.5"		16.5"
Cargo volume — cu. ft. (no allowance for wheelhouses)			
Short wheelbase	37.4		—
Long wheelbase	43.5		37.4

\* 18.1 cu. ft. with rear jump seats; 22.2 cu. ft. without rear jump seats. \*\* Does not include Splash.





# RANGER EQUIPMENT

## REGULAR CAB 4x2/4x4 PREFERRED EQUIPMENT PACKAGES AND OPTIONS

Note: Package content is subject to change.  
P = Included in package S = Standard O = Optional

### GROUP FEATURES

Sport Group: deep dish cast aluminum wheels; P225/70R14SL OWL all-season tires (4x2); tachometer; sport tape stripe	-	P	-	-	-	-	-
XLT Group: chrome rear step bumper; tape stripe; P225/70R14SL OWL all-season tires (4x2); P235/75R15SL OWL all-terrain tires (4x4 with V-6 engine only); sliding rear window with tinted glass; 3.0-liter V-6 engine (4x4 only)	-	-	P	P	-	-	-
Luxury Group: air conditioning; speed control and tilt steering wheel; tachometer (standard with 4x4); remote keyless entry with anti-theft; power window/lock group; power mirrors; electronic AM/FM stereo with cassette player, premium sound system, digital clock	-	-	-	P	-	P	-
STX Group: speed control and leather-wrapped tilt steering wheel; sport cast aluminum wheels; P235/75R15SL OWL all-terrain tires; fog lamps	-	-	-	-	P	P	-
Splash Group: sliding rear window with tinted glass; bodyside protection molding	-	-	-	-	-	-	P

### SEATING

Sport cloth bucket seat with floor console	-	-	-	O	P	P	O
3-passenger vinyl bench seat	S	S	-	-	-	-	-
60/40 cloth split bench seat with floor console	O	O	S	S	S	S	S

### STEREO SYSTEMS

Electronic AM/FM stereo with digital clock	O	O	S	S	S	S	S
Electronic AM/FM stereo with cassette player and digital clock	O	P	P	-	P	-	P
Electronic AM/FM stereo with cassette player, premium sound system and digital clock	-	-	-	P	-	P	O
Six-disc CD changer	-	-	-	O	-	O	O

### COMFORT/CONVENIENCE

Air conditioning	O	O	O	P	O	P	O
Power mirrors	-	-	O	P	O	P	S
Power window/lock group	-	-	-	P	-	P	O
Speed control and tilt steering wheel (leather-wrapped in STX)	-	O	O	P	P	P	O
Sliding rear window with tinted glass	-	O	P	P	O	O	P

### APPEARANCE/PROTECTION

Fog lamps (with V-6 engine only)	-	-	-	O	P	P	-
Bodyside protection moldings	-	-	O	O	O	O	P
Deluxe two-tone paint	-	-	O	O	-	-	-
Tape stripe not included (deletes XL Sport, STX or Splash tape stripe)	-	O	-	-	O	O	O

### PERFORMANCE/SAFETY (see page 18 for powertrain availability)

4-wheel anti-lock brakes — standard on all 4x4s and with 4.0L V-6	O	O	O	O	S	S	O
Remote keyless entry with anti-theft	-	-	-	P	-	P	O
Power steering — standard on 4x4	O	O	P	P	S	S	S
Tachometer — standard on 4x4	O	P	O	P	S	S	O
Performance axle — for V-6 engine	O	O	O	O	O	O	O
Super engine cooling	O	O	O	O	O	O	O
Manual locking hubs — 4x4 (deletes Switch-on system)	O	O	O	O	O	O	O
Handling package — standard on 4x4 <sup>(1)</sup>	O	O	O	O	S	S	-
Payload package #2 (see page 19)	O	O	O	O	-	-	O

### TIRES AND WHEELS

P195/70R14SL BSW all-season — 4x2	S	S	S	S	-	-	-
P215/70R14SL BSW all-season — 4x2 <sup>(2)</sup>	O	-	-	-	-	-	-
P215/75R15SL OWL all-terrain — 4x4	S	S	S	S	S	S	-
P225/70R14SL OWL all-season — 4x2	O	P	P	P	-	-	-
P235/60R15SL BSW all-season — 4x2 <sup>(3)</sup>	-	O	O	O	-	-	S
P235/75R15SL OWL all-terrain — 4x4	O	O	P	P	P	P	S
P265/75R15SL OWL all-terrain — 4x4	-	O	O	O	O	O	-
Argent styled steel wheels with bright hub caps	S	-	-	-	-	-	-
Deep dish cast aluminum wheels — standard with Splash 4x4	O	P	O	O	-	-	S
Full face chrome wheels — 4x2	-	O	O	O	-	-	S
Full face steel wheels	O	-	S	S	S	S	-
Sport cast aluminum wheels	-	-	-	-	P	P	-

\* Features designated as "P" may not be deleted from the Preferred Equipment Package. (1) Rear stabilizer bar (front is standard) and heavy-duty shock absorbers. (2) Includes features in the handling package features. (3) Unique shock absorbers, springs and stabilizer bars.

## SUPERCAB 4x2/4x4 PREFERRED EQUIPMENT PACKAGES AND OPTIONS

Note: Package content is subject to change.  
P = Included in package S = Standard O = Optional

### GROUP FEATURES

XLT Group: chrome rear step bumper (4x2); tape stripe; P225/70R14SL OWL all-season tires (4x2); P235/75R15SL OWL all-terrain tires (4x4); sliding rear window/tinted glass; rear jump seat	-	P	P	-	-	-
Luxury Group: air conditioning; speed control and tilt steering wheel; tachometer (standard with 4x4); remote keyless entry with anti-theft; power window/lock group; power mirrors; electronic AM/FM stereo with cassette player, premium sound, digital clock	-	-	P	-	P	-
STX Group: speed control and leather-wrapped tilt steering wheel; sport cast aluminum wheels; P235/75R15SL OWL all-terrain tires; rear jump seat; fog lamps	-	-	-	P	P	-
Splash Group: sliding rear window with tinted glass; rear jump seat; bodyside protection moldings	-	-	-	-	-	P

### SEATING

Sport cloth bucket seat with floor console	-	O	O	P	P	O
6-way power driver's sport bucket seat	-	-	O	-	O	O
60/40 split bench seat with floor console	S	S	S	S	S	S
Rear jump seat	O	P	P	P	P	P

### STEREO SYSTEMS

Electronic AM/FM stereo with digital clock	O	S	S	S	S	S
Electronic AM/FM stereo with cassette player and digital clock	O	P	-	P	-	P
Electronic AM/FM stereo with cassette player, premium sound system and digital clock	-	-	P	-	P	O
Six-disc CD changer	-	-	O	-	O	O

### COMFORT/CONVENIENCE

Air conditioning	O	O	P	O	P	O
Power mirrors	-	O	P	O	P	S
Power window/lock group	-	-	P	-	P	O
Speed control and tilt steering wheel (leather-wrapped in STX)	-	O	P	P	P	O
Sliding rear window with tinted glass	-	P	P	O	O	P
Pivoting quarter windows	-	O	O	O	O	O

### APPEARANCE/PROTECTION

Fog lamps (with V-6 engine only)	-	-	O	P	P	-
Bodyside protection moldings	-	O	O	O	O	P
Deluxe two-tone paint	-	O	O	-	-	-
Tape stripe not included (deletes STX or Splash tape stripe)	-	-	-	O	O	O

### PERFORMANCE/SAFETY (see page 18 for powertrain availability)

4-wheel anti-lock brakes — standard on all 4x4s and with 4.0L V-6	O	O	O	S	S	O
Remote keyless entry with anti-theft	-	-	P	-	P	O
Tachometer — standard on 4x4	O	O	P	S	S	O
Performance axle — for V-6 engine	O	O	O	O	O	O
Super engine cooling	O	O	O	O	O	O
Manual locking hubs — 4x4 (deletes Switch-on system)	O	O	O	O	O	O
Handling package — standard on 4x4 <sup>(1)</sup>	O	O	O	S	S	-
Payload package #2 (see page 19)	O	O	O	S	S	O

### TIRES AND WHEELS

P195/70R14SL BSW all-season — 4x2	S	S	S	-	-	-
P215/70R14SL BSW all-season — 4x2 <sup>(2)</sup>	O	-	-	-	-	-
P215/75R15SL OWL all-terrain — 4x4	S	S	S	S	S	-
P225/70R14SL OWL all-season — 4x2	O	P	P	-	-	-
P235/60R15SL BSW all-season — 4x2 <sup>(3)</sup>	-	O	O	-	-	S
P235/75R15SL OWL all-terrain — 4x4	O	P	P	P	P	S
P265/75R15SL OWL all-terrain — 4x4	-	O	O	O	O	-
Argent styled steel wheels with bright hub caps	S	-	-	-	-	-
Deep dish cast aluminum wheels — standard on Splash 4x4	O	O	O	-	-	S
Full face chrome wheels — 4x2	-	O	O	-	-	S
Full face steel wheels	O	S	S	S	S	-
Sport cast aluminum wheels	-	-	-	P	P	-

\* Features designated as "P" may not be deleted from the Preferred Equipment Package. (1) Rear stabilizer bar (front is standard) and heavy-duty shock absorbers. (2) Includes handling package features. (3) Unique shock absorbers, springs and stabilizer bars.

## MAJOR STANDARD FEATURES

### Exterior

Aero halogen headlamps  
Grille: painted with painted molding (XL, XL Sport, STX), painted with bright molding (XLT), color-keyed with color-keyed molding (Splash)  
Front bumper: painted (XL, XL Sport, STX), bright (XLT), color-keyed (Splash)  
Rear step bumper: painted (XL, XL Sport, XLT, STX), color-keyed (Splash)  
Tape stripes: unique STX and Splash designs  
Mirrors: black foldaway — RH convex; color-keyed power (Splash)  
Tinted glass  
Easily removable tailgate  
Cargo box tie-down hooks  
Cargo box light (XLT, STX, Splash)  
Wheel opening flares (4x4 models except Splash)  
Rear tow hook (4x4)  
Mud flaps (except Splash 4x2)  
High-mount center stop lamp

### Interior

Driver-side air bag to supplement the safety belts  
Lap and height-adjustable shoulder belts for outboard seating positions  
Ergonomic instrument cluster with fuel, temperature, oil pressure and voltmeter gauges; trip odometer  
Illuminated entry system  
Locking glove box  
12-volt power point accessories outlet  
Interval windshield wipers  
Tachometer (standard with 4x4)  
Courtesy lights: glove box, engine compartment and map; plus headlights-on warning chime  
Floor covering: black vinyl with insulation (XL, XL Sport); color-keyed carpet (XLT, STX, Splash)  
Headliner: color-keyed (XL, XL Sport Regular Cab), color-keyed with sound insulation and passenger grab handle (XL SuperCab, XLT, STX, Splash)  
Door trim: color-keyed with vinyl padded armrest (XL, XL Sport), color-keyed vinyl inserts with map pockets and lower carpet (XLT, STX, Splash)  
Locking rear storage compartment (SuperCab)  
Inside cargo area cover (XLT, STX, Splash SuperCabs)

## PRODUCT CHANGES

Following publication of the catalog, certain changes in standard equipment, options, prices and the like, or product delays, may have occurred which would not be included in these pages. Your dealer is your best source for up-to-date information. Ford Division reserves the right to change product specifications at any time without incurring obligations.



# PAINT & TRIM COLORS



Cayman Green Clearcoat Metallic



Mocha Frost Clearcoat Metallic



Bright Red Clearcoat



Electric Red Clearcoat Metallic



Sapphire Blue Clearcoat Metallic



Brilliant Blue Clearcoat Metallic



Dark Blue Clearcoat Metallic



Medium Willow Green Clearcoat Metallic



Charcoal Grey Clearcoat Metallic



Black Clearcoat



Silver Clearcoat Metallic



Oxford White Clearcoat



Canary Yellow Clearcoat (Splash only)

## PAINT & TRIM COLORS—Splash

### Exterior Paint Colors

Canary Yellow Clearcoat  
Electric Red Clearcoat Metallic  
Sapphire Blue Clearcoat Metallic  
Black Clearcoat

Interior Trim Colors			
Royal Blue	Willow Green	Medium Graphite	Saddle

		■	■
		■	■
		■	■
		■	■

## PAINT & TRIM COLORS—XL, XLT, STX

### Exterior Paint Colors

	Royal Blue	Willow Green	Medium Graphite	Saddle
Cayman Green Clearcoat Metallic			■	■
Mocha Frost Clearcoat Metallic				■
Bright Red Clearcoat			■	■
Electric Red Clearcoat Metallic			■	■
Sapphire Blue Clearcoat Metallic			■	■
Brilliant Blue Clearcoat Metallic	■		■	
Dark Blue Clearcoat Metallic	■		■	■
Medium Willow Green Clearcoat Metallic		■	■	■
Charcoal Grey Clearcoat Metallic	■	■	■	
Black Clearcoat		■	■	■
Silver Clearcoat Metallic	■	■	■	
Oxford White Clearcoat	■	■	■	■

Note: See your dealer for deluxe two-tone color combinations available for Ranger XLT.

## PAINT & TRIM COLORS—XL Sport

### Exterior Paint Colors

	Royal Blue	Willow Green	Medium Graphite	Saddle
Cayman Green Clearcoat Metallic			■	■
Bright Red Clearcoat			■	■
Electric Red Clearcoat Metallic			■	■
Sapphire Blue Clearcoat Metallic			■	
Brilliant Blue Clearcoat Metallic	■		■	
Dark Blue Clearcoat Metallic	■		■	■
Medium Willow Green Clearcoat Metallic		■	■	
Charcoal Grey Clearcoat Metallic	■	■	■	
Black Clearcoat		■	■	■
Silver Clearcoat Metallic	■	■	■	
Oxford White Clearcoat	■	■	■	■

# THE OWNERSHIP EXPERIENCE

We've gone to great lengths to make the experience of driving a new Ford Ranger an enjoyable one. The experience of ownership, too.

We stand behind your truck with our 3-year/36,000-mile bumper-to-bumper limited warranty. And we look after your security with our no-cost Roadside Assistance Program. Expect nothing less from a "customer-driven" company.

## ROADSIDE ASSISTANCE PROGRAM

Every new Ford includes the assurance of an emergency no-cost Roadside Assistance Program provided by Ford Auto Club, Inc. during the 3-year/36,000-mile bumper-to-bumper warranty period.

Help is just a toll-free phone call away, 24 hours a day, anywhere in the 50 United States, should you need any towing assistance,

fuel delivery, tire change, a jump start, or even help when you're locked out of your truck. Ask your Ford Dealer for complete details on the Ford Roadside Assistance Program.

## BUMPER-TO-BUMPER COVERAGE

The 3-year/36,000-mile bumper-to-bumper coverage of Ford's new vehicle limited warranty covers the complete vehicle (except tires, battery, service adjustments and other items covered under separate provisions) against defects in factory-supplied materials or workmanship. For complete information, see your dealer.



Ford Credit is a full service company that makes a wide variety of financing and

leasing programs available to qualified buyers through the Ford Dealer of your choice. Through Ford Credit's financing or Red Carpet leasing, arrangements suited to your special needs can be made quickly and conveniently right at the dealership. Ask your Ford Dealer for the facts on any of Ford Credit's financing or lease plans.

## FORD CITIBANK CREDIT CARD

Using your Ford Citibank Visa® or MasterCard® could earn you hundreds, even thousands of dollars from Ford toward the purchase or lease of a new Ford, Lincoln or Mercury product. To apply or get more information, call 1-800-374-7777. Or visit a Ford or Lincoln-Mercury Dealer, or a branch office of Citibank.



Optional Ford Extended Service Plans can cover major components on new Ford cars and light trucks for longer than the vehicle's basic warranty. Your Ford Dealer has full details.

## OPTIONS AVAILABILITY

Options shown or described in this catalog are available at extra cost and may be offered only in combination with other options or subject to additional ordering requirements or limitations.







 Printed on recycled paper  
10% post-consumer waste

105 Ann. Litho. In U.S.A. 11/91