

Imagine yourself
in a Mercury
Mystique.



96 Mercury



Imagine a car that handles the road...

Mystique is designed to be a spirited and nimble performer.


It delivers smooth power along with a surefooted ride
that will impress even the most demanding driving enthusiasts.

as well as your needs.



Driving this performance sedan is an exhilarating experience that goes well beyond its responsive 170-horsepower Duratec V-6 engine. With its sport-tuned steering and suspension, Mystique features a tight, solid feel and is agile enough to handle sharp curves deftly. And its driver-oriented characteristics haven't gone unnoticed. As *Automobile Magazine* claimed, "Mystique sets the standard for driving excellence."

Mystique LS



Sure, it has plenty
of curb appeal.

Graceful lines, a host of innovative features and driver-focused instrumentation that puts you firmly in control.
It all adds up to a most appealing and distinctive interior.

But wait until
you see it inside.

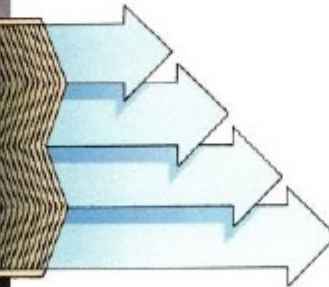
Inside

Interior shown with optional Opal Grey leather seating surfaces.
Additional features may be optional.

Convenience Features



MISSION: CONTROL. The goal was to create an instrument panel that was easy to use and operate. As you can see, our engineers were very successful. Instrumentation is bright and bold. Control knobs are generously sized and conveniently located. You'll find speed control buttons placed on either side of the steering wheel. Climate and audio functions are also easily accessed. To help you breathe easier, Mystique's air filtration system filters out particles as small as three microns.



60/40 SPLIT-FOLD REAR SEATBACK. The rear seatback split-folds for added cargo and passenger-carrying versatility. A fold-down armrest gives rear passengers an extra touch of comfort.



DRIVER'S SEAT LUMBAR ADJUSTMENT. Provides added comfort and lower back support on long trips.

DRIVER'S SEAT TILT ADJUSTMENT. The driver's seat cushion adjusts by tilting to your preferred position.

HEAD RESTRAINT TILT ADJUSTMENT. Height and tilt both adjust four ways for a more comfortable fit.

INFINITE SEATBACK ADJUSTMENT. Both fully reclining front seatbacks dial to your optimum position - no more "feeling around" for the seatback to click into one of a few set levels.

FRONT SEAT VALANCES. Convenient storage bins are integrated into the outboard side of front seats.




LIGHTS EVERYWHERE. The warm, jewel-green glow of Mystique's interior lighting makes it easier to locate and operate controls at night. Interior door handles, heater and headlamp controls, and switches for the available power door locks and power windows are all illuminated.

REAR DOME LIGHT. A second reading light is thoughtfully included for the use of rear passengers.

HIDDEN CUP HOLDER. When you need it, a cup holder pops out of the full center console to secure your favorite beverage within easy reach.


THE DURATEC V-6 SYSTEM.

This available system combines adrenaline-pumping performance with the durability of 100,000 miles of operation without a single scheduled tune-up.* At the heart of the Duratec System is a 24-valve V-6 engine producing 170 horsepower from only 2.5 liters. It includes such advanced engineering as dual overhead camshafts and variable induction with dual tuned runners for responsive low-end torque. It has an all-aluminum engine block, heads and piston design for light weight. Also contributing to the Duratec System's performance are 4-wheel disc brakes, larger tires and sport-tuned steering and suspension.



DIAGNOSTIC DATA LINK CONNECTOR.

This computer link allows a service technician to accurately diagnose an emission control system or powertrain problem within minutes.



ELECTRONIC 4-SPEED AUTOMATIC TRANSAXLE.


This available automatic includes a patented shift logic strategy that tailors shifting under varied weather, altitude and driving conditions and an overdrive lockout switch is also included for improved performance while towing or traversing hilly terrain.



QUADRALINK SUSPENSION. Mystique's carefully calculated suspension geometry, coupled with its advanced Quadralink rear suspension, provides ride stability, comfort and handling responsiveness. All of which make Mystique an enjoyable, and safe, car to drive.

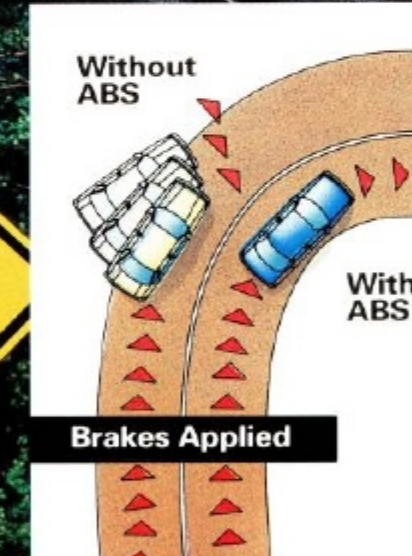


FRONT SUBFRAME. Mystique's front subframe is formed from a single U-shaped steel tube and joined by a welded cross-member - a radical manufacturing technique that enhances rigidity to help resist torsional twisting.



ZETEC ENGINE. Mystique's standard powerplant is a 2.0-liter, 16-valve, dual-overhead-cam 4-cylinder engine producing 125 horsepower. It shares with Duratec such advanced technology as EEC-V Electronic Engine Controls, and sequential electronic fuel injection for an optimal blend of power, efficiency,** durability and low emissions.

5-SPEED MANUAL TRANSAXLE. The standard 5-speed is a design that offers synchromesh in all gears, including reverse, as well as two-rail shift linkage for slick, quick gear changing. A shift collar prevents accidentally shifting into reverse.



ANTI-LOCK BRAKES. Mystique's exceptional stopping power and handling ability can be augmented by this optional system. It helps maintain steering control on slippery road surfaces by keeping the brakes at the threshold of lockup when the brake pedal is pressed hard.

See specification pages for feature availability.

*Under normal driving conditions with routine fluid/filter changes.
**See EPA statement in back of brochure.

Handling

The safety standards may be for 1997, but why not rush things a bit?

With its indulgence of safety features, it's not surprising that Mystique already meets expected federal safety standards which won't become mandatory until 1997.

INTEGRATED BORON STEEL SIDE DOOR BEAMS.
Heavy gauge steel beams are mounted inside each door for additional protection. For extra side-impact protection a patented door trim safety system is also included. It utilizes lightweight, energy-absorbing foam and won an award for innovative design from the Society of Plastics Engineers.


DUAL AIR BAGS.
In certain moderate to severe frontal collisions, both air bags will deploy in less than the blink of an eye, providing added protection to the driver and front passenger. (Always wear your safety belt.)

WINDSHIELD WATER MANAGEMENT.
Mystique's uniquely designed cowl-top grille and "A" pillar water channel moldings improve visibility in rain storms by helping keep water displaced by the wipers from spreading over the windshield and side glass.

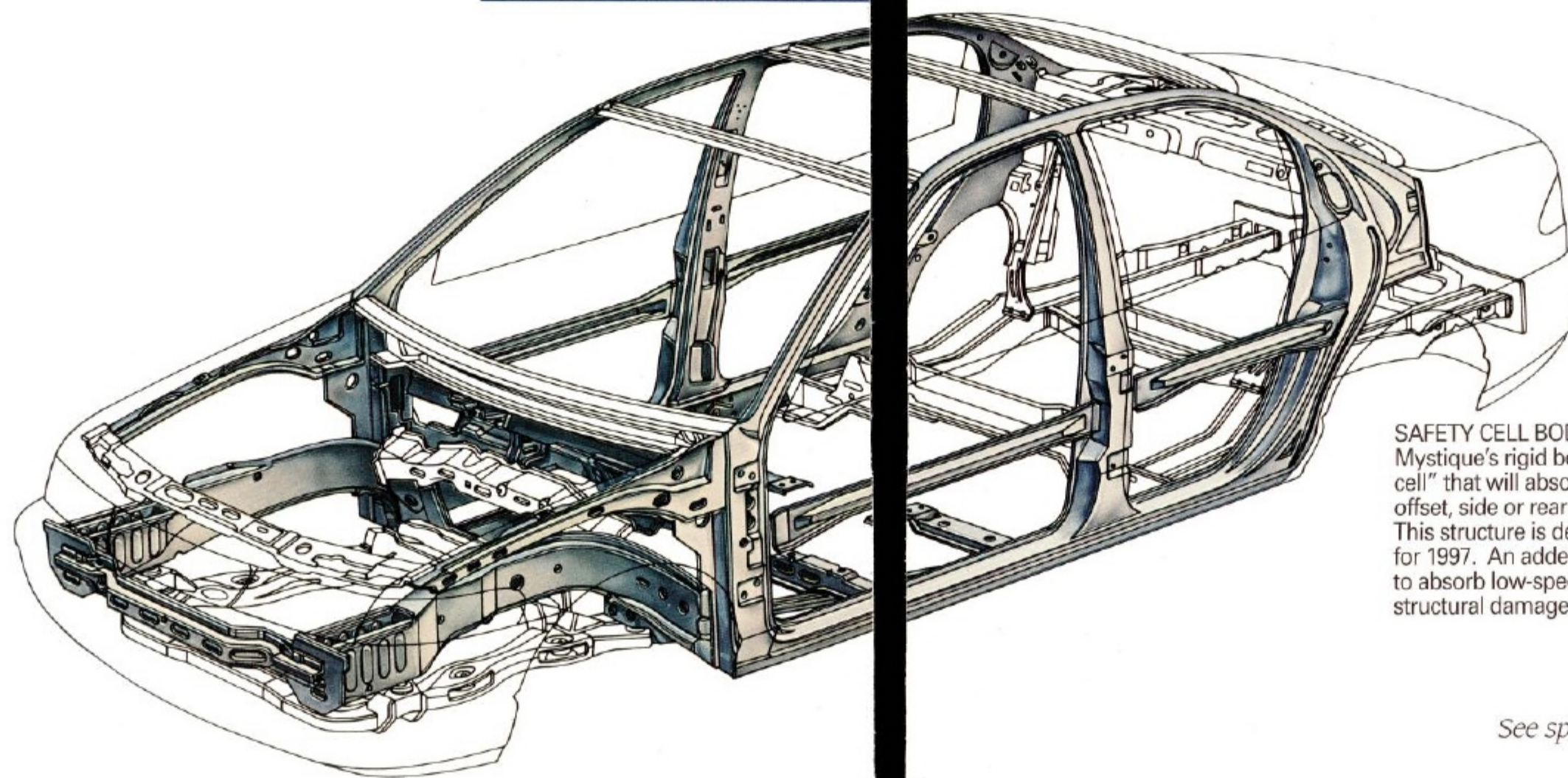
SIDE WINDOW DEMISTERS.
They help clear your view in cold or rainy weather by blowing heated or air-conditioned air over the side windows.

SEAT-MOUNTED SAFETY BELTS.
Front safety belts move with the seat, providing proper belt placement regardless of seat position.


SPECIALLY DESIGNED SEATS.
Extensive crash testing has taught us that occupants who are able to remain in their proper seating positions during a collision stand a greater chance of avoiding serious injury. To better achieve this goal, all five seating positions in Mystique incorporate a specially designed seat to help prevent occupants from sliding forward under safety belts in a frontal crash.



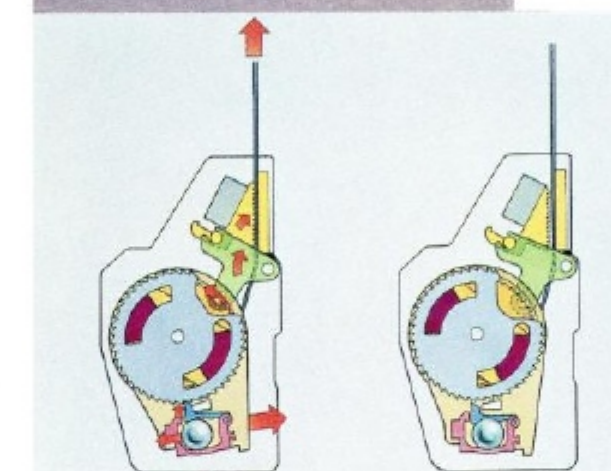
BRAKE/SHIFT INTERLOCK.
It prevents shifting the transmission out of park unless the brake pedal is depressed.



CHILD-PROOF SAFETY LOCKS.
When activated, they keep children in the rear seat from opening doors from inside the car, while parents can still open doors from the outside.



INTERMITTENT WIPERS.
Mystique's wipers include two speeds (high and low) and variable timed intermittent wiping to adjust for optimal visibility in everything from a light mist to a heavy downpour.



SAFETY BELT GRABBER.
Designed to grab and hold the driver's safety belt during an impact or emergency braking situation to limit belt slippage.



REMOTE LOCKING.
This available system lets you lock and unlock all doors or release the trunk from a distance. Pushing the remote panic alarm will sound the horn and flash exterior lamps intermittently.

Safety



SOUND SYSTEMS.
An electronic AM/FM stereo cassette radio (top) is standard on LS and available on GS models. This system can be upgraded to a Premium Sound system with 80 watts of power and premium speakers. Also available is a CD radio with Premium Sound that includes scan and shuffle play (center). For cassette and CD capability, a dealer-installed CD player (bottom) can be added to the electronic AM/FM stereo cassette radio with Premium Sound.



HEATED OUTSIDE REARVIEW MIRRORS.
These dual power mirrors are heated to improve your rearward visibility while driving in cold or inclement weather. They're standard on LS models.




AIR CONDITIONER.
This optional system helps you keep your cool and operates free of ozone-depleting CFCs.



6-WAY POWER DRIVER'S SEAT.
Convenient power controls located on the side of the seat adjust for fore/aft, recline, tilt/height and also provide lumbar support, making it easy to find your desired level of comfort. Standard on LS models.



POWER ANTENNA.
This option, standard on LS models, automatically retracts when the sound system is not in use.



REAR SPOILER.
With its aerodynamic design, it gives Mystique a sleek, sporty look. It's available as a stand-alone option or as part of a Sport Appearance Package.

POWER MOONROOF.
Invite the sun, the moon and fresh air along for the ride. It opens and closes at the touch of an overhead tactile switch.

Options

See specification pages for feature availability.

| DIMENSIONS (IN INCHES) | GS | LS |
|---------------------------|--|--|
| Wheelbase | 106.5 | 106.5 |
| Track, front/rear | 59.2/58.5 | 59.2/58.5 |
| Tire size | P185/70R14 | P205/60R15 |
| Wheel size | 14 x 5.5 | 15 x 6.0 |
| Brakes—front/rear | 10.24/8.00 | 10.24/8.00 |
| w/2.5L Duratec V-6 System | 10.24/9.88 | 10.24/9.88 |
| Fuel tank | 14.5 gals | 14.5 gals |
| Length | 183.5 | 183.5 |
| Height | 54.5 | 54.5 |
| Width | 69.1 | 69.1 |
| Weight, curb | 2,831 lbs | 2,857 lbs |
| Headroom, front/rear | 39.0/36.7 | 39.0/36.7 |
| Legroom, front/rear | 42.4/34.3 | 42.4/34.3 |
| Shoulder room, front/rear | 53.9/53.3 | 53.9/53.3 |
| Seating capacity | 5 | 5 |
| Passenger volume | 89.4 cu ft | 89.4 cu ft |
| Trunk capacity | 13.9 cu ft | 13.9 cu ft |
| POWERTRAIN | STANDARD | OPTIONAL |
| Engine | 16-valve DOHC Zetec I-4 | 24-valve DOHC Duratec V-6 |
| Type | Cast-iron cylinder block with aluminum heads | All-aluminum block 60° modular with aluminum heads |
| Displacement | 2.0 liters | 2.5 liters |
| Horsepower | 125@5500 rpm | 170@6250 rpm |
| Torque (SAE) net | 130 lbs-ft @ 4000 rpm | 165 lbs-ft @ 4250 rpm |
| Oil capacity | 3.96 qts | 5.50 qts |
| Compression ratio | 9.6:1 | 9.7:1 |
| Fuel delivery | Sequential multi-port electronic fuel injection | |
| Engine control | EEC-V Electronic Engine Control | |
| TRANSAXLE | Manual—Fully synchronized, including reverse, 5-speed overdrive with ultra-compact design, low internal friction and two-piece die-cast aluminum case. Automatic—Electronically controlled 4-speed overdrive with lock-up torque converter, shift sensors, automatic overdrive lock-out switch and brake/shift interlock. | |
| STEERING | Type Power-assisted rack-and-pinion steering with 14.5:1 ratio. Curb-to-curb turning diameter: 36.5 ft w/GS, 37.3 ft w/LS | |
| SUSPENSION | Front—Independent MacPherson strut-type with lower A-arms and hydromount connecting bushings, strut-mounted coil springs and stabilizer bar. All steering and suspension components are connected to a rubber-mounted subframe. Rear—Quadralink fully independent suspension, strut-mounted coil springs, passive rear-wheel steering and rear stabilizer bar attached to a rigidly mounted subframe. | |



| FUNCTIONAL FEATURES | GS | LS |
|---|-----|------|
| Zetec 2.0L DOHC 16-valve I-4 engine | STD | STD |
| 5-speed manual transaxle | STD | STD |
| 4-wheel independent suspension | STD | STD |
| Power front disc/rear drum brakes | STD | STD |
| Overdrive lockout switch (automatic only) | STD | STD |
| Power-assisted rack-and-pinion steering | STD | STD |
| Platinum tipped spark plugs | STD | STD |
| Diagnostic data link connector | STD | STD |
| MacPherson strut front suspension | STD | STD |
| Quadralink strut rear suspension | STD | STD |
| Sequential multi-port electronic fuel injection | STD | STD |
| Front and rear stabilizer bars | STD | STD |
| Duratec V-6 System | OPT | OPT* |
| Includes: —2.5L DOHC 24-valve V-6 engine —Larger tires (P195 with GS Series; P205 with LS Series) —4-wheel disc brakes —Performance-tuned steering and suspension —100,000-mile scheduled tune-up† | | |
| 4-speed electronic automatic transaxle | OPT | OPT |
| EXTERIOR FEATURES | | |
| Cab-forward design | STD | STD |
| Flush halogen headlamps with side markers | STD | STD |
| Fog lamps | | STD |
| Semi-flush side glass | STD | STD |
| Solar tint glass | STD | STD |
| Body-color door handles, mirrors and moldings | STD | STD |
| Dual power mirrors | STD | STD |
| Low-liftover luggage compartment | STD | STD |
| Bright chrome grille with center blackout | STD | STD |
| Wraparound taillamps with integrated reflex | STD | STD |
| Variable intermittent windshield wipers | STD | STD |
| Tethered fuel cap with fueling hook | STD | STD |
| Dripless roof construction | STD | STD |
| Anti-corrosion treatment | STD | STD |
| Power antenna | OPT | STD |
| Rear decklid spoiler | DLR | DLR |

Based on official AAMA specifications.
For more information on available accessories please visit your local Mercury dealer.

| INTERIOR COMFORT AND CONVENIENCE FEATURES | GS | LS |
|--|-----|-----|
| Ergonomic interior with full instrumentation | STD | STD |
| Air filtration system | STD | STD |
| Remote decklid/fuel door releases | STD | STD |
| Integrated cup holders (two w/automatic; one w/manual) | STD | STD |
| Sound and noise insulation package | STD | STD |
| Side window demisters | STD | STD |
| Rear seat heat ducts | STD | STD |
| Rear center armrest and rear dome light | STD | STD |
| Front seat stowage valances/map pockets | STD | STD |
| Driver-side glove box | STD | STD |
| Compact disc/cassette stowage | STD | STD |
| Individual front bucket seats with full console | STD | STD |
| 4-way tilt front head restraint adjustment | STD | STD |
| Infinitely adjustable front seatback | STD | STD |
| Driver's seat lumbar/height adjustment | STD | STD |
| 60/40 split-fold rear seat | STD | STD |
| Rear seat hip bolsters | STD | STD |
| Curb illumination/front footwell illumination | STD | STD |
| Decklid gas-assist struts | STD | STD |
| 4-spoke soft-feel steering wheel | STD | STD |
| Driver/passenger visor mirrors | STD | STD |
| Grab handles—front passenger and rear outboard seats | STD | STD |
| Offset parking brake handle | STD | STD |
| 10-way power driver's seat | OPT | STD |
| Rear window defroster/heated exterior mirrors | OPT | STD |
| Front and rear floor mats | OPT | STD |
| Leather seating surfaces | | OPT |
| CFC-free air conditioner | OPT | OPT |
| Power windows—express-down/illuminated switches | OPT | OPT |
| Power door locks with illuminated switches | OPT | OPT |
| Light group | OPT | OPT |
| Includes: —Dual illuminated visor mirrors —Trunk and engine compartment lights —Front map reading lights —Illuminated entry and illuminated inside door handles on all doors | | |
| Speed control | OPT | OPT |
| Power moonroof | OPT | OPT |

| SAFETY AND SECURITY FEATURES | GS | LS |
|--|-----|-----|
| Driver and front passenger SRS air bags | STD | STD |
| Height adjustable seat belts | STD | STD |
| Seat-mounted front safety belts | STD | STD |
| Safety cell body structure | STD | STD |
| Driver's seat belt grabber | STD | STD |
| Windshield water management system | STD | STD |
| Child-proof rear door locks | STD | STD |
| Brake/shift interlock (automatic only) | STD | STD |
| 5-mph front and rear bumpers | STD | STD |
| Remote locking with panic/trunk release | OPT | OPT |
| Anti-lock braking system | OPT | OPT |
| All-speed traction control | OPT | OPT |
| SOUND SYSTEMS | | |
| Electronic AM/FM stereo radio | STD | |
| Electronic AM/FM stereo radio with cassette | OPT | STD |
| Electronic AM/FM stereo radio with cassette and Premium Sound | OPT | OPT |
| High-Level audio system with AM stereo/FM stereo Compact Disc radio | OPT | OPT |
| WHEELS AND TIRES | | |
| P185/70R14 BSW tires with 14" deluxe wheel covers | STD | |
| P205/60R15 BSW tires with 15" cast aluminum wheels | | STD |
| P205/60R15 tires with 15" cast aluminum wheels | OPT | |
| Note: Included with the Duratec V-6 System, P195/65R14 tires on GS; P205/60R15 tires on LS | | |
| INTERIOR COLORS AND TRIM | | |
| Opal Grey Cloth | | |
| Opal Grey Leather* | | |
| Pumice Cloth | | |
| Pumice Leather* | | |
| Atlantis Blue Cloth | | |
| EXTERIOR COLORS | | |
| Black Clearcoat | | |
| Vibrant White Clearcoat | | |
| Portofino Blue Clearcoat Metallic | | |
| Moonlight Blue Clearcoat Metallic | | |
| Toreador Red Clearcoat Metallic | | |
| Champagne Clearcoat Metallic | | |
| Desert Violet Clearcoat Metallic | | |
| Midnight Red Clearcoat Metallic | | |
| Teal Clearcoat Metallic | | |
| Willow Green Frost Clearcoat Metallic | | |
| Pacific Green Clearcoat Metallic | | |



| PREFERRED EQUIPMENT PACKAGES | | | | |
|---|------|------|------|------|
| To make ordering easy we've grouped certain options together into the Preferred Equipment Packages listed below. And priced them to offer sticker price savings over ordering these items individually.** | | | | |
| SERIES | GS | LS | | |
| | 370A | 371A | 372A | 381A |
| Rear defroster | • | • | • | STD |
| Heated mirrors | • | • | • | STD |
| Power antenna | • | • | • | STD |
| Electronic AM/FM stereo radio with cassette | • | • | • | STD |
| CFC-free air conditioner | • | • | • | • |
| Power door locks | • | • | • | • |
| Power windows | • | • | • | • |
| Light group | • | • | • | • |
| Remote locking | | | | • |
| Leather-wrapped steering wheel | | | | • |
| Duratec V-6 System | | • | • | • |
| Includes: —2.5L DOHC 24-valve V-6 engine —Larger tires (P195 with GS Series; P205 with LS Series) —4-wheel disc brakes —Performance-tuned steering and suspension —100,000-mile scheduled tune-up† | | | | |
| SPORT APPEARANCE PACKAGE | GS | LS | | |
| | | • | • | • |
| —Rear spoiler | | • | • | • |
| —15" cast aluminum wheels | | • | • | • |
| —P205/60R15 tires | | • | • | • |

* Available on LS only.
** Specific content is subject to change throughout model year. Consult your dealer for the most up-to-date information.
† Under normal driving conditions with routine fluid/filter changes.
‡ Included in PEP 381A.
• Contained in PEP.

| PRODUCT CHANGES |
|---|
| Following publication of this brochure, certain changes in standard equipment, options, prices and the like, or product delays, may have occurred which would not be included in these pages. Your Lincoln-Mercury dealer is your best source for up-to-date information. Lincoln-Mercury Division reserves the right to change product specifications at any time without incurring obligations. |

EPA Statement: 1996 EPA mileage estimates were unavailable when this publication was printed. The 1996 Mercury Mystique, however, should post good mileage figures. Ask your Lincoln-Mercury dealer for the latest information.
Option Availability: Options shown or described in this brochure are available at extra cost and may be offered only in combination with other options or subject to additional ordering requirements or limitations.
STD = Standard; OPT = Optional Feature; DLR = Dealer-Installed Accessory



The Facts

THE LEASING ALTERNATIVE.
More and more people are choosing a Red Carpet Lease from Ford Credit as an alternative to buying a new Mercury. That's because a Red Carpet Lease allows a qualified customer to drive a brand-new Mercury more often for less than you'd think. Which means you can afford to drive what you really want to drive. When you fulfill your lease, you can return the car and lease another brand-new vehicle all over again. Ask for the benefits of a Red Carpet Lease at your Mercury dealer.



Tracer



Mystique



Cougar XR7



Sable



Grand Marquis



Villager



Imagine a full line of cars featuring sophisticated styling and quality craftsmanship. Imagine an automaker who's concerned about every aspect of the care you receive from your dealer. Imagine a comprehensive program dedicated to your total satisfaction. It's called the Mercury CommitmentSM and it's one of the extra comforts of owning a Mercury. It provides the assurance that each customer's needs are always the highest priority and that they receive immediate attention for as long as they own their vehicle.

ROADSIDE SERVICE ASSISTANCE.

Throughout the three-year/36,000-mile warranty period, you get complimentary 24-hour, seven-day-a-week coverage for towing, fuel delivery, jump-starts, tire changing and lock-out assistance.

MERCURY VEHICLE WARRANTY.

As part of the Mercury Commitment, you receive the Mercury Bumper To Bumper Limited Warranty, covering your automobile for three years or 36,000 miles with no deductible. You also receive a corrosion protection limited warranty providing coverage for five years with unlimited mileage and no deductible. Ask your Mercury dealer for complete details and a copy of the limited warranties.

SPECIAL DELIVERY PROCESS.

Prior to delivery, your dealer's service department thoroughly prepares your vehicle. At delivery, the dealership sales staff provides a customer delivery meeting, service department tour, checklist review and other services.

MERCURY CUSTOMER ASSISTANCE CENTER.

If you have questions about your Mercury vehicle or the Mercury Commitment, you're invited to contact your selling dealer. Or if you wish, feel free to call our Customer Assistance Center at 1-800-392-3673.

OWNER IDENTIFICATION CARD.

You'll receive a Mercury Commitment ID card for your wallet. You'll want to keep it handy because it includes the Mercury Commitment hotline numbers for customer service and roadside assistance.

MercurySM Commitment



IMAGINE YOURSELF
IN A MERCURY



50%
TOTAL RECOVERED FIBER
100% POST-CONSUMER FIBER

LITHO IN USA (750,000) 7-95 P-8213

Buckle up—together we can save lives.

LINCOLN
Mercury