



'68 CHEVY II NOVA

VALUE NEVER LOOKED SO GOOD BEFORE 

ON THE COVER: The Nova SS Coupe with extra-cost Custom Exterior. How sporty can you get?



NOVA SS COUPE. Order this and you'll get, among other things, a 295-hp Turbo-Fire 350 V8 and simulated air intakes on the hood.

The just-right Chevy II Nova has pulled a real coup d'etat this year . . . with a clean sweep in styling, performance and economy. What's different about the '68 Chevy II? Just about everything . . . from the horizontally styled grille to the contoured body to the computer-refined big car ride. The longer, lower and wider Nova gives a completely fresh approach to good-looking driving. This year, there's some stimulating excitement in the value-packed Nova. As shown at the bottom of the opposite page, the new flair for '68 is smartly evident in the Nova's (1) recessed headlight compartment; (2) distinctive

"profiled" side windows on the Nova Coupe; (3) highly visible backup and taillight team; (4) crisp roof line and rear deck on the Nova Coupe and (5) jaunty new wheel covers you can order.

THE NOVA COUPE. This smart sports-styled 2-door model looks and acts just like a high-priced hardtop. Look into its sleek, ready-to-go appearance. Test the Nova's improved suspension and maneuverable 111" wheelbase. And then personalize it inside and outside to fit your own ideas about budget . . . or luxury.

You can personalize the Nova with the many extra-cost items shown or described in this catalog. A detailed listing is on pages 8-11.



THE NOVA COUPE. New this year: front and rear side marker lights, a concealed fuel filler and front shoulder belts.



ABOVE: NOVA COUPE with Custom Exterior. Brightens your car with moldings, trim and a wide black accent band.





ABOVE: NOVA 4-DOOR SEDAN with Custom Exterior. Two bonuses for '68: computer-refined ride and extra family-sized room.



THE NOVA 4-DOOR SEDAN. For '68: heavy-gauge rocker panels, four inner fenders and independent front suspension.



For '68, innovation didn't stop with the outside. Under the hood, the Nova offers a wide variety of power teams, including two more powerful standard engines: a 140-hp Turbo-Thrift Six and a 200-hp Turbo-Fire V8. In all, there are 15 power team choices for the Nova Coupe and 12 for the Nova 4-Door Sedan. Inside, you'll find interiors with an unusual degree of roominess and passenger comfort. The Nova has more shoulder and leg room than ever before. And even the instrument panel has been contoured and "driverized," right down to an ignition alarm system that's activated when driver's door is opened if key is in "accessory" or "off" ignition position.

You can see the Nova's fresh look everywhere. For example, at the bottom of the facing page, in the (1) bold horizontal grille; (2) the high-level air intake; (3) the outside rearview mirror; (4) distinctive emblems and (5) "swept-back" roof line on the Nova 4-Door Sedan. THE NOVA 4-DOOR SEDAN. The good things we could say about the Nova Sedan would fill a book. Here are just a few of them: Long hood, short rear deck styling. Room enough to stow away a good-sized load of offspring. Big trunk. Twelve power team choices. Exterior and interior options galore. Now . . . add up the Nova 4-Door Sedan's totals and you'll probably get the answer you're looking for.

STANDARD FABRIC/VINYL INTERIOR. Includes full-width seats and embossed vinyl door panels with Nova identification.



INTERIORS

Nova's durable freshly styled interiors are designed to get you where you're going in solid comfort—and with room to spare. For '68, you'll find new decorative trim, energy-absorbing front seat backs, safety front armrests shielding the door handles, padded windshield pillars and a foot-operated parking brake. Seat belts, front and rear, are standard and we've added front shoulder belts for the driver and outboard passenger.

COUPE AND SEDAN STANDARD INTERIORS: You may choose either a dark blue or gold fabric and vinyl interior combination or an extra-cost black all-vinyl pattern. Doors and side walls feature embossed vinyl panels with vertical bands of a second color. Door panels include a Nova nameplate.

SPECIAL INTERIOR GROUP: You can add this to standard interiors on the Coupe and Sedan. Includes illuminated heater

controls, glove compartment light, automatic interior light switches on front doors, bright rearview mirror support and dome light bezel, pedal accents and a deluxe three-spoke steering wheel with horn tabs.

CUSTOM INTERIOR: Available on Coupe or Sedan in three pattern fabric and vinyl interiors in black, dark blue or gold, or a black all-vinyl interior. Includes extra-thick-foam front seat cushion, front and rear armrests, vertically stitched seat backrests with bright accent bar, special sidewall trim, front door emblem, deep-twist carpeting, luggage compartment mat, plus all Special Interior Group features.

BUCKET SEAT INTERIOR: Coupe only. Includes Custom Interior items and all-vinyl bucket seats in black, dark blue or gold. You can order a center console as a separate option, with or without the special instrumentation package.




BUCKET SEAT interior on Coupe. Seats are form-fitting and all-vinyl. Shown with optional console and special instrumentation.



CUSTOM INTERIOR shown on Nova 4-Door Sedan. Order this and you'll get extra trim, deluxe steering wheel and special trim.



Vinyl Roof Cover and Window Moldings



AM Radio and Clock



Custom Deluxe Belts and Head Restraints



Power Steering

GOING'S BETTER WITH THESE EXTRA-COST FEATURES

Look over this list of comfort and convenience items and choose the ones that will stamp "you" on your car.

ALL-TRANSISTOR RADIO—Pushbutton AM radio with front antenna. A rear speaker is available.

STEREO TAPE SYSTEM—Four speakers for sound all around. Choose from the many popular and classical selections available and get up to 80 minutes of uninterrupted music. Included with unit is a 30-selection stereo tape of "Music of the U.S.A."

POWER STEERING—Nova's new integral power steering option reduces steering effort up to 90 per cent.

POWER BRAKES—A large vacuum unit reduces pedal effort and makes braking easier.

FOUR-SEASON AIR CONDITIONING—Cleans, cools and dehumidifies. During Spring and Fall's milder weather, you can use it in conjunction with your car heater. A heavy-duty radiator, temperature-controlled fan and heavy-duty battery are included.

COMFORT-CAR AIR CONDITIONING—This moderately priced unit is available for dealer installation. Operates independently of heater controls.

HEAD RESTRAINTS—Special contoured front seat head restraints can be ordered for the bucket seat option. Head restraints are also available for full-width front seats.

REAR SEAT SHOULDER BELTS—For added security, the Nova offers rear seat shoulder belts for back-seat passengers.

Deluxe belts with brushed metal buckles are available for the front and rear.


DECK LID LUGGAGE CARRIER—Adds valuable extra cargo space to your Nova for traveling convenience. Also available with attachment for carrying skis.

APPEARANCE GUARD GROUP*—Includes door edge guards, front and rear bumper guards plus twin front and rear mats. To further brighten your car, you may also order one of five types of wheel covers: full wheel, rally wheel, simulated wire and two Mag-style covers.

OPERATING CONVENIENCE GROUP*—Features rear window defroster, clock and remote control outside rearview mirror. Other items you can order: deluxe three-spoke steering wheel with standard interior or a sports-styled wheel with the rich look of wood, speed warning indicator, visor vanity mirror, saddle-type litter container, compass, roof ski rack, tissue dispenser and tinted windows and/or windshield.

AUXILIARY LIGHTING—Includes courtesy lights and illumination for ashtray, glove box, luggage compartment and under hood.


Other items include: emergency road kit containing flares, fuses, fire extinguisher, antenna flag and tire inflator; individual fire extinguisher; low note horn; portable hand spotlight, gas cap and spare wheel locks; right-hand outside rearview mirror; tachometer. *Items in groups may be ordered individually.



Bumper Guards




Power Brakes



Four-Season Air Conditioning



Rally Wheel



THIS IS WHAT MAKES THE '68 NOVA GO

ENGINES

Chevrolet engines have always been famous for economy, performance and ruggedness. 1968 is no exception. All six Nova engines have an efficient valve-in-head design, new exhaust emission control systems, closed positive-type crankcase ventilation, quiet hydraulic valve lifters, newly designed cross-flow radiator, controlled pressure lubrication system with full-flow oil filter, high-strength precision castings, full-circle cylinder cooling, wedge-shaped combustion chambers and short inlet and exhaust ports.

STANDARD ENGINES

90-HP SUPER-THRIFT 153 4-CYLINDER. Economical and smooth, this popular engine has a single-barrel carburetor and manual choke. Five main bearings support a rugged crankshaft for extra engine life. Compression ratio: 8.5:1.

140-HP TURBO-THRIFT 230 6-CYLINDER. This new larger standard six will provide you with powerful, economical driving around town or on the freeway. Single-barrel carburetor and automatic choke. Engine has improved durability water pump seal, 8.5:1 compression ratio. 200-HP TURBO-FIRE 307 V8. This standard V8 engine is all new. Two-barrel carburetor and automatic choke. Replaceable element oil filter. Uses regular grade fuel. 9.0:1 compression ratio.

EXTRA-COST ENGINES

155-HP TURBO-THRIFT 250 6-CYLINDER. Precision castings, fully counterweighted crankshaft with seven main bearings and a one-barrel carburetor produce velvet-smooth, dependable power. 8.5:1 compression ratio.

275-HP TURBO-FIRE 327 V8. Peppy . . . economical . . . dependable . . . that's the big four-barrel 327 for you. Includes automatic choke, quiet valve train, five main bearing crankshaft and general-performance camshaft. Heavier-duty front and rear springs, clutch and 61-amp-hour battery replace base equipment when this engine is ordered.

295-HP TURBO-FIRE 350 V8. Available with the Nova SS only, the 350 gives you instantaneous response with its performance-rated 4-barrel carburetor and 10.25:1 compression ratio.

TRANSMISSIONS

3-SPEED FULLY SYNCHRONIZED. The 3-speed is standard on all Nova models. Full synchronization of all forward gears for easy downshifting. Shift lever is mounted on steering column.

SPECIAL 3-SPEED FULLY SYNCHRONIZED. Available at extra cost with the 295-hp 350 V8 only. Sporty floor-mounted shift lever.

4-SPEED FULLY SYNCHRONIZED. You may order this quick-shifting extra-cost transmission with the standard 200-hp 307 V8, 275-hp 327 V8 or 295-hp 350 V8. Floor-mounted shift lever.

POWERGLIDE. For passing, an accelerator-actuated automatic conversion downshifts into low range. Shift lever on steering column, except on bucket seat and console models, where it is console-mounted (console not available with 90-hp 4-cylinder engine).

LONG-LIFE FEATURES

MAGIC-MIRROR FINISH. You can expect your car's finish to remain sparkling bright for years to come, thanks to Chevrolet's extra-tough Magic-Mirror acrylic lacquers.

INNER STEEL FENDERS. Four inner fenders help protect your new pride-and-joy from rust, salt and corrosion.

FLUSH-AND-DRY ROCKER PANELS. Nova's new heavy-gauge rocker panels are washed by water entering the ventilation system and dried by incoming air.

LONG-LIFE EXHAUST SYSTEM. Aluminized in critical areas for extra service. Dual exhausts make extensive use of stainless steel.

SELF-ADJUSTING SAFETY-MASTER BRAKES. Brakes are automatically adjusted through normal backing and braking pressure of ordinary driving. New this year: rayon-reinforced front and rear bodies.

BODY BY FISHER AND WHAT IT MEANS

The Famous Body by Fisher on every Nova contains new inner and outer body panels, a heavily ribbed and reinforced underbody and stronger, stamped steel door hinges. There's more: The Body by Fisher also contains stronger windshield pillars, a flush-mounted windshield bonded to body metal, fork-type door locks, a concealed fuel filler, keyless door locking, plus many other quality features.

SUSPENSION AND STEERING

This year, the Nova is smoother and quieter than ever before, thanks to a cushion-mounted front frame section. An independent front coil suspension design, bias-mounted rear shock absorbers and Mono-Plate single-leaf rear springs help level rough roads, too. The Nova's longer 11" wheelbase and new wider front and rear tread contribute greatly to a road-hugging stable ride. Finned front brake drums and multi-leaf rear springs are included with Nova SS and some power teams. Precise Ball-Race steering with a higher ratio (28:1 overall) makes parking and turning easier.

For all Nova models 14-inch wheels are standard. Ask your dealer about tire sizes, appearance and availability.

PERFORMANCE? YOU HAVE SOME DECISIONS TO MAKE.

Performance buffs, you have not been forgotten! Here's your chance to cook up your own individual driving concoction . . . or order the Nova SS. NOVA SS. You'll feel like you're in a one-car parade when you take the SS out for a spin. The 295-hp Turbo-Fire 350 V8 is included, along with special chassis components, an exciting new hood with simulated air intakes, a black-accented grille and rear deck lid panel with SS emblems, SS front fender nameplates, a deluxe steering wheel with SS markings and red stripe wide-oval tires. White stripe tires are also available. (See the SS in action on page 2.)

POWER TEAMS. Specify any of Chevy II's power-team choices that best suit your needs . . . from the 90-hp Super-Thrift 153 4-cylinder to the 295-hp Turbo-Fire 350 V8. A 4-speed fully synchronized transmission is ready and waiting for you to order with the 200-hp 307 V8, the 275-hp 327 V8 or the 295-hp 350 V8. Three-speed and Powerglide are available with all engines. A special 3-speed transmission may be specified with the 295-hp 350 V8 (see chart, right).

SPECIAL INSTRUMENTATION. For V8's with floor console. Contains tachometer, clock and ammeter, plus temperature and oil pressure gauges. Gives you Nova that "flight deck" look.

FRONT DISC BRAKES. Cooler brakes reduce fading. Hydraulic caliper-type units with cast cast fns after cast iron discs. Metering valve provides balanced braking between front and rear systems. Power assist included.

HEAVY-DUTY CLUTCH. Excellent for heavy loads. Not available on models with air conditioning. Available on 90-hp Super-Thrift 153 Four and 140-hp Turbo-Thrift 230 Six only.

DUAL EXHAUSTS. Available on 200-hp Turbo-Fire 307 V8 and 275-hp Turbo-Fire 327 V8 engines only.

SPECIAL FRONT AND REAR SUSPENSION. Includes heavier rated front and rear springs. Standard with Nova SS.

HEAVY-DUTY DELCOTRON GENERATOR AND RADIATOR. Included with Four-Season Air Conditioning.

RALLY WHEELS. Makes your Chevy II look extra sporty. Includes special wheels, hub caps and trim rings.

POSITRACTION. Positraction sends power to the rear wheel with the most traction for a surer, firmer grip.

TIRES. You can get wide-oval red stripe tires (included in the Nova SS package) or white stripe tires (can be specified for the Nova SS at no extra cost).

EXTRA-COST EXTERIOR OPTIONS

Give the '68 Nova a walk-around. Inspect its dramatic grille and flowing hood . . . move around to the contoured sides and "swoosh-back" roof lines. Then check its strikingly simple rear view. The Chevy II should come pretty close to pleasing almost everyone.

Now . . . if you care to dress up the Nova even more, here's how: **EXTERIOR DECOR.** Includes body side and bright drip moldings on Sedan. The Coupe version includes body side and window frame moldings.

CUSTOM EXTERIOR. Sedan version includes body side moldings, bright roof drip moldings, ribbed body sill, rear fender lower moldings and ribbed rear trim panel (see this model pictured on page 4). Coupe version features bright roof drip moldings, ribbed body sill, rear fender lower moldings, ribbed rear trim panel, bright side window reveal moldings, wide black accent band and bright moldings along the lower body. (Illustrated on page 3.)

You can also order these separate exterior packages—Sedan: bright window frame and center pillar moldings. Coupe and Sedan: body side molding.

SPECIFICATIONS

| | |
|--|----------|
| Wheelbase | 111" |
| Width, overall | 72 1/2" |
| Length, overall | 189 1/4" |
| Tread, front | 59 1/2" |
| rear | 58 9/8" |
| Height, Sedan | 53 9/8" |
| Coupe | 52 1/2" |
| Luggage compartment, Sedan (cu. ft.) | 12 1/4 |
| Steering ratio (manual overall) | 28:2:1 |
| Rated fuel capacity | 18 gal. |

STANDARD SAFETY FEATURES FOR 1968

Energy-absorbing steering column. Seat belts with push-button buckles for all passenger positions. Shoulder belts for driver and right front passenger with pushbutton buckles and convenient storage provision on all models. Passenger-guard door locks with deflecting lock buttons on all doors. Four-way hazard warning flasher. Dual master cylinder brake system with warning light and corrosion-resistant brake lines. Latches on folding seat backs. Dual-speed windshield wipers and washer. Outside rearview mirror. Back-up lights. New side marker lights and parking lights that illuminate with headlights. Padded instrument panel, sun visors, windshield pillars. Reduced-glass instrument panel top, inside windshield moldings, horn button, steering wheel hub and windshield wiper arms and blades. Inside day-night mirror with deflecting base. Lane-change function in direction signal control. Safety armrests. Thick-laminate windshield. Soft, low-profile window control knobs and cast hooks. Energy-absorbing seat backs. Yielding door and window control handles.

| POWER TEAMS | 3-SPEED FULLY SYNCHRONIZED | SPECIAL 3-SPEED FULLY SYNCHRONIZED | 4-SPEED FULLY SYNCHRONIZED | POWER-GLIDE |
|-------------------------|----------------------------|------------------------------------|----------------------------|-------------|
| | STANDARD ENGINES | | | |
| 90-HP SUPER-THRIFT 153 | • | | | • |
| 140-HP TURBO-THRIFT 230 | • | | | • |
| 200-HP TURBO-FIRE 307 | • | | • | • |
| EXTRA-COST ENGINES | | | | |
| 155-HP TURBO-THRIFT 250 | • | | | • |
| 275-HP TURBO-FIRE 327 | • | | • | • |
| 295-HP TURBO-FIRE 350 | • | • | • | • |

CHECK YOUR CHEVROLET DEALER FOR MODEL APPLICATION AND AVAILABILITY WITH OTHER EQUIPMENT.

1968 NOVA COLORS AND FABRICS

Colors shown here can only approximate the true Chevrolet paint and fabric colors and are intended only to help visualize the wide selection of colors available. Paint chips and fabric swatches showing the actual colors can be seen at your Chevrolet dealer's showroom.



As you've noticed by now, Nova is strikingly different for '68—right down to the Magic-Mirror exterior colors shown above and the fashionable interior fabrics below. You can also choose from four two-tone combinations or a vinyl roof in black or white.

STANDARD INTERIORS (All models)



Cloth and vinyl interior shown in dark blue. Also available in gold.



Extra-cost all-vinyl black interior.

CUSTOM INTERIORS (Available on all models at extra-cost)



Cloth and vinyl combination shown in gold. Also available in dark blue and black.




Black all-vinyl interior.

BUCKET INTERIORS (Available at extra cost on Coupe only)



Shown in dark blue all-vinyl. Also available in black.



Gold all-vinyl.



All illustrations and specifications contained in this literature are based on the latest product information available at the time of publication approval. The right is reserved to make changes at any time without notice, in prices, colors, materials, equipment, specifications and models. Chevrolet Motor Division, General Motors Corporation, Detroit, Michigan 48202 **Be Smart • Be Sure • Buy Chevrolet**

