

1983 PLYMOUTH RELIANT



The American Way to Get Your Money's Worth.

PLYMOUTH RELIANT

The highest mileage, six-passenger front-wheel drive car in America.

The Plymouth Reliant. The car that now stands "tried" and "true" on the American road. The car proven to be an outstanding value among family-size front-wheel drive cars.

If your taste is for contemporary styling, superior fuel efficiency, and six-passenger room and comfort—all with engineered-in quality and value—Reliant offers three different ways for you to go.

PLYMOUTH RELIANT FOUR-DOOR. Here is an excellent choice for American families everywhere who require handling ease and good fuel economy. The 1983 Reliant four- and two-door models with standard 2.2-liter engine and four-speed manual transaxle enjoy ratings of [29] EPA EST. MPG; 41 estimated highway.*

PLYMOUTH RELIANT TWO-DOOR offers a very personal touch with its contemporary design, distinctive rear window appearance, and bright moldings.

PLYMOUTH RELIANT WAGONS. Choose either the handsome Custom wagon or more luxurious Special Edition with woodgrain body-side applique.

Above all, Chrysler Corporation feels so confident about its quality procedures that upon expiration of the normal 12-month/12,000-mile new vehicle limited warranty, limited warranty coverage is extended on power train components, including engine, transaxle, and axle—plus outer panel rust-through protection—to five years/50,000 miles, whichever comes first. A deductible applies. See your dealer for details.

*Use EPA EST MPG number for comparison. Your mileage may differ depending upon speed, weather, and trip length. Actual highway mileage will probably be lower than highway estimate. California mileage: [26] EPA EST MPG; 40 estimated highway. Estimates for two-door and four-door sedans only. See page 13 for wagon estimates.



Some of the equipment shown or described throughout this catalog is available at extra cost.





About this catalog: We have tried to make this catalog as complete as possible. And we hope you find it useful. However, since the time of printing, some of the information you'll find here may have been updated. Your dealer has details, and you should ask him for current information before ordering.

CHOOSE YOUR VALUE

ROAD READY AND VALUE PACKED.

Reliant S.E. Four-Door Sedan.

Here's the ultimate Reliant. The Reliant Special Edition four-door sedan, shown at left in Beige Crystal Coat. Sensible and comfortable, yet remarkably elegant with rear door glass louvers, bright belt moldings, upper door frame moldings, and bright taillamp accents. Its bright standup Pentastar hood ornament showcases the new black paint graphics added to the bright grille. Bright front and rear rub strips with vinyl inserts are standard. So are halogen headlamps and full-width taillamps.

Reliant S.E. Wagon.

This is the wagon that speaks for itself...in grace, practicality, and efficiency. The Reliant Special Edition station wagon recaptures the classic look with woodgrain body-side and liftgate appliques with woodgrain surround moldings. There are standard deluxe wheel covers and a bright remote control outside left mirror. Bright moldings add an impressive look to the windshield, headlamp bezels, liftgate glass, belt, door frames, and quarter windows. Elegant best describes the Reliant S.E. wagon, shown at upper right in Sable Brown with optional luggage rack and optional wire wheel covers.

Reliant S.E. Two-Door Sedan.

The Reliant Special Edition two-door sedan, shown at lower right in Crimson Red with optional 14-inch road wheels, looks as smart as it acts. Its *Special Edition* plaque on the rear roof pillar tells the world that this is a very special car. Bright moldings on the deck lid, upper door frames, windshield, rear window, and belt touch it with elegance. The wide bright body-side moldings with vinyl inserts and integral partial wheel opening moldings give an unmistakable decorative appearance.





Reliant S.E. two-door sedan. Shown here in Glacier Blue Crystal Coat with Dark Blue landau roof.

RELIANT TWO-DOOR SEDAN

A new dimension of value.


A car such as the Reliant two-door sedan makes a personal statement about its owner. It has that trim, uncluttered look that tells the world you have just made another sound decision, one based squarely on Reliant's obvious value and solid good looks.

There's a lot more to like inside a Reliant two-door sedan. Because of its advanced front-wheel drive design, Reliant offers a surprisingly roomy six-passenger interior. There are new standard cloth fabrics and a center armrest seat on the S.E. model. Bucket seats with a convenient console are available. The full instrument panel with soft top cover and black cluster mask invites you to settle in and take control.

Reliant's functional side has not been forgotten either. There is a new standard maintenance-free battery. Power brakes are now standard equipment so you can be sure of smooth, solid stops every time.

Up front, halogen headlamps provide longer, whiter beams to light your way. And a new "Pass-Flasher" signal has been added to the multifunction steering column lever for your convenience.

Quality is readily apparent throughout. It is evident even in small touches like the redesigned quiet door latches that "click" instead of "slam" closed, and the fuel filler cap with a new tether strap to prevent its loss at the self-service pump.



Shown at top is Reliant's easy-to-read instrument cluster in Blue. Shown at bottom is the base Reliant two-door sedan in Pearl White.



Reliant four-door sedan, shown here in Nightwatch Blue.

RELIANT FOUR-DOOR SEDAN

Undeniably gratifying. Unmistakably sensible.

"Gratifying" and "sensible" describing one automobile? Remarkably, the Reliant four-door sedan fits the bill in both categories.

Chrysler engineers designed it to be trim, lightweight, and aerodynamically sleek for maximum fuel efficiency.

Reliant features Iso-Strut front suspension and rack-and-pinion steering. The rear suspension design incorporates a flex arm beam axle with trailing links and coil springs. The result? Good ride and control characteristics plus excellent directional stability.

Chrysler stylists have wrapped this exceptional engineering in a convenient four-door, six-passenger body with distinctively classic formal lines.


We've been talking "sensible." Let's discuss "elegant" for a moment. Wall-to-wall plush carpeting, color-keyed instrument panel with rosewood woodtone touches, and deluxe two-spoke steering wheel are all standard on base models. An AM radio is standard on S.E. models. And the Reliant S.E. interior environment will please you, with a new all-cloth split-back seat featuring a center armrest that is a no-charge option in S.E. models (see next page).

Don't wait any longer. Experience the six-passenger front-wheel drive Plymouth Reliant four-door sedan today.



Reliant's standard all-vinyl bench seat, shown in Blue.

COME ON IN! SIT TALL, WIDE AND HANDSOME



Reliant four-door Special Edition proudly shows off a new world of family-size comfort and appointments. Six people can enjoy plenty of leg room, head room, hip room, and shoulder room. In fact, enough room to rival any comparable midsize automobile. The all-cloth split-back seat with folding center armrest is shown above in Beige.



Reliant S.E. wagon in background shown in Sable Brown with woodgrain applique.
Reliant Custom wagon in Crimson Red.

RELIANT WAGON

Family-style value for all it's worth.

It'll be difficult to find a more complete answer to your station wagon needs. That's because of Reliant wagon's outstanding combination of front-wheel drive performance, space, and fuel economy.

There's room enough for six full-size passengers, and even a pet or two. Touch a button and the rear seat folds down to give you 70 cubic feet of carpeted cargo space. And Reliant wagon's four doors and wide-opening liftgate make loading and unloading a pleasure instead of a chore.

Reliant wagon's trim size and front-wheel drive take the work out of maneuvering through traffic and into and out of tight parking spaces.

You'll be pleased to discover that Reliant wagon offers excellent gas mileage. With standard 2.2-liter engine and four-speed manual transaxle, it's rated at 28 EPA EST MPG; 41 estimated highway.*

In addition to standard rack-and-pinion steering, power brakes, glass-belted tires, and Chrysler's proven 2.2-liter Trans-4 overhead cam engine, Reliant wagons offer more standard equipment in 1983. Halogen headlamps, new maintenance-free battery, and additional sound deadeners are just a small portion of Reliant wagon's added value.

If your Reliant wagon will be pulling a trailer or tackling loads in excess of 1,050 pounds, we suggest you consider a heavy-duty suspension, automatic transaxle, and Engine Cooling Package as optional equipment. If more power is required, check out the optional Mitsubishi-built 2.6-liter MCA-JET Silent Shaft engine.

Chrysler engineers have built Reliant wagons to stand up to years and years of heavy work and lots of play. Extensive use of galvanized sheet metal helps prevent corrosion. Unibody construction helps protect Reliant's good looks and valuable cargo.

Then there's Reliant's aerodynamically designed body which helps minimize wind resistance for improved fuel economy. Reliant wagon requires only 11.7 horsepower to cruise at 50 miles per hour. And its low center of gravity helps it hug the road for excellent handling.

Whether you choose Reliant Custom wagon or the Reliant S.E., you can be sure of comfort, dependability, and extra value for years to come.

*Use EPA EST MPG number for comparison. Your mileage may differ depending on speed, weather, and trip length. Actual highway mileage will probably be lower than highway estimate. California mileage for wagons: [26] EPA EST MPG; 40 estimated highway.



Reliant S.E. wagon interior with standard folding center armrest cloth bench seat, shown above in Red.

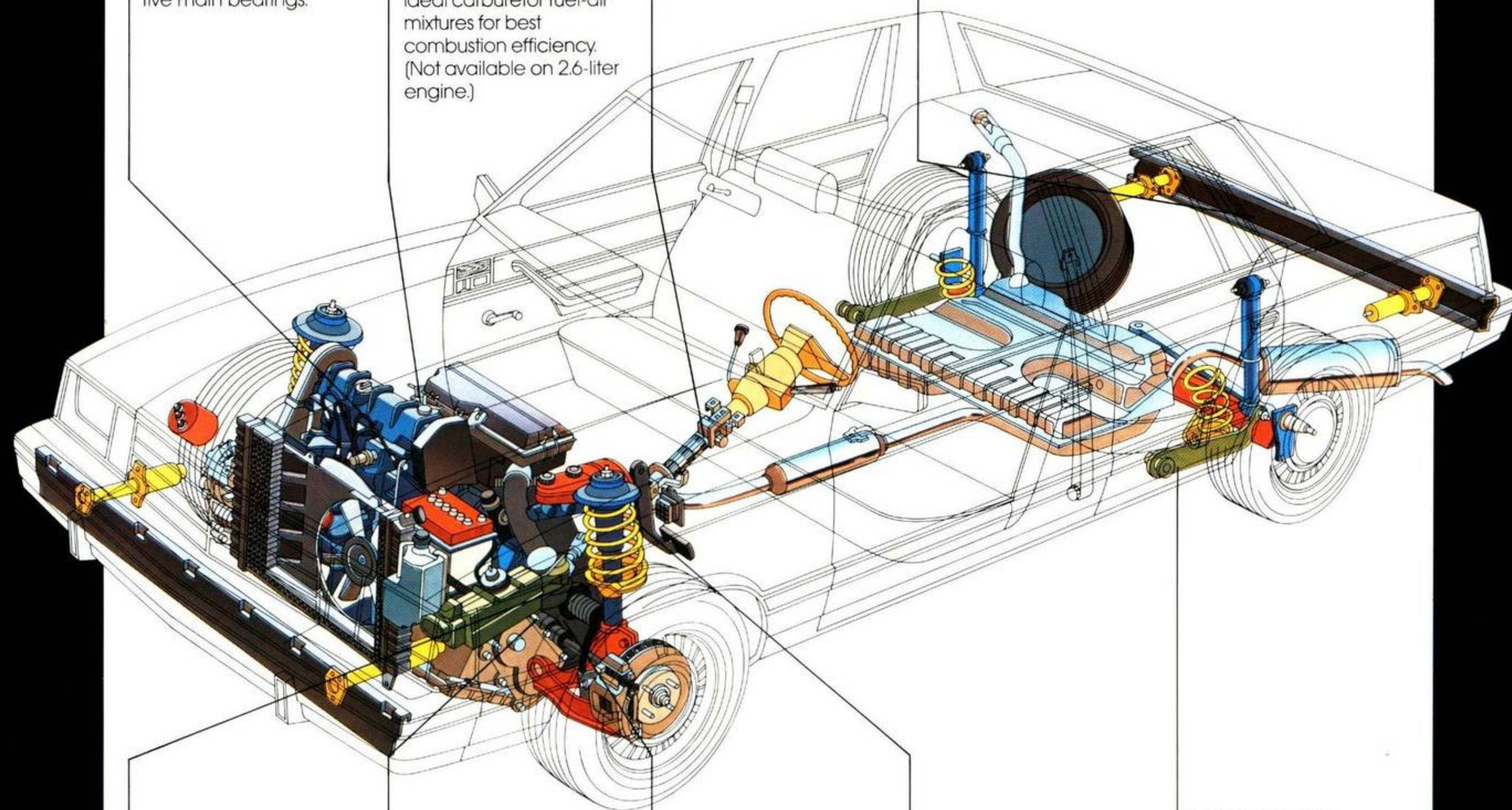
Here's what Reliant wagon is all about...70 cubic feet of carpeted cargo space.

Chrysler-built 2.2-liter Trans-4 engine. This advanced overhead cam four-cylinder, two-barrel engine features hydraulic valve adjusters, aluminum cylinder head and intake manifold, and five main bearings.

Electronic feedback carburetor. An oxygen sensor in the exhaust system monitors combustion gases and feeds back information to the electronic computer to maintain ideal carburetor fuel-air mixtures for best combustion efficiency. (Not available on 2.6-liter engine.)

Rack-and-pinion steering. The rack-and-pinion gears provide positive responsive steering with low turning effort, good returnability, and excellent directional stability.

Energy-absorbing bumper system. Helps eliminate minor impact damage. Features protective rub strips, front and rear.



Front-wheel drive. Engine and transaxle drive front wheels through two short drive shafts. This produces excellent front-wheel traction and good directional stability.

Manual transaxle. This four-speed manual transaxle is synchronized in all forward gears for smooth shifting. The fourth gear has an overdrive ratio for fuel economy.

Chrysler-built TorqueFlite automatic transaxle. This three-speed TorqueFlite has wide-ratio gears, with high-ratio first and second gears for good acceleration without loss of fuel economy.

Iso-Strut front suspension. Independent coil spring and strut suspension with integral linkless antisway bar is completely rubber-isolated from the car body.

Trailing arm rear suspension. All Reliant models have a beam axle with trailing arm suspension system with coil springs, shock absorbers adjacent to the coil springs, a track bar, and a torsion-tube anti-roll control.

QUALITY-ENGINEERED TO BE THE BEST



Three years ago Plymouth Reliant began what has become a tradition of value among family-size front-wheel drive cars. Today Chrysler Corporation feels so confident about its quality procedures that upon expiration of the normal 12-month/



12,000-mile new vehicle limited warranty, limited warranty coverage is extended on power train components, including engine, transaxle, and axle—plus outer panel rust-through protection—to five years/50,000 miles, whichever comes first. A deductible applies. See your dealer for details. You'll have to look

long and hard to find a truly aerodynamically sound car that offers such excellent fuel economy, attractive price, and roomy, comfortable, six-passenger seating. In fact, the Reliant two-door with standard 2.2-liter engine can cruise at 50 miles per hour while using only 11.9 of its 94 total horsepower.

Mileage is a major consideration in buying a new car, and Reliant sedan and wagon all offer improved fuel efficiency this year, even with increased emissions requirements. The 2.2-liter engine offers a number of improvements in horsepower and torque, including a redesigned intake manifold, and redesigned intake and exhaust valves.



As you put a 1983 Reliant through its paces you'll notice that you're doing it much more quietly than in past models. Chrysler engineers have included high-quality acoustical insulation and sealing materials to block out noise, weather, and dirt. They've even made the door



latching mechanism quieter this year, using sound-deadening materials between all contact points.

The extensive use of galvanized sheet metal panels, one of the best known methods of corrosion protection, and pre-coated steel in critical areas, as well as a seven-step dip-and-spray process help ensure lasting good looks. But quality engineering doesn't end there. Every Reliant built goes through extensive testing and analysis. All components are inspected. Fit and finish are thoroughly checked along with numerous inspections of the suspension system. Simply put, Plymouth Reliant is the car you've always hoped someone would build.

RELIANT OPTIONS

A final touch of class.

A few of the many 1983 Reliant options that you may select at extra cost are shown and described here. More are listed on the opposite page. See your Plymouth dealer for the most current availability and pricing information.

1. Freestanding Center Armrest. Add an extra touch of passenger comfort to your new Reliant. (Available with bucket seats only)

2. Air Conditioning with new Bi-Level Ventilation. New bi-level ventilation improves the flow of cool, clean air throughout the passenger compartment, helping to provide more even temperatures and reducing cold drafts.*

3. Automatic Speed Control. Makes highway driving a breeze, and will also help you save gas on long drives. Control is conveniently mounted on the standard steering column multifunction control lever.

4. Five-Speed Transmission and Center Console. An overdrive fifth gear helps save fuel on long distance drives, and the center console with color-keyed woodtone accents adds extra sportiness to the interior. (Optional bucket seats required.)



5. Wagon Luggage Rack. Carry even more cargo with this adjustable crossrail luggage rack. Use dealer adaptor kit to carry luggage or camping gear, or skis or bikes, and a lot more.

6. Wagon Rear Window Defroster and Wiper/Washer. Eliminate driving hazards and improve your wagon's rear visibility with this popular, practical option.

7. Electronically Tuned AM/FM Stereo Radio with Cassette Player. Precise solid state tuning without fade or drift. Fluorescent digital display, and a memory system that stores five stations at a time in both AM and FM modes. Available with or without cassette tape player with Dolby† sound.

8. Wheel Covers and Treatments. Your choices from left to right include standard hubcap, deluxe 13-inch wheel cover, luxury 13-inch wheel cover, Rallye road wheel, 14-inch wire wheel cover, and 14-inch cast aluminum wheel.

*Vehicles without factory-installed air conditioning have special recommended cooling requirements for later air conditioning installation. See your dealer for details.
†Dolby is a trademark of Dolby Laboratories.



OPTIONAL EQUIPMENT

Certain models, packages, and options are subject to specific restrictions, requirements, and late availability. Consult your dealer for current ordering information.

- Air Conditioning¹ - Manual bi-level² - 3
- Armrest - Center Freestanding (available with bucket seats only)
- Battery - 500-ampere, maintenance-free heavy-duty
- Bumper Guards - Front/rear
- Console - Included with bucket seats, not available otherwise
- Defroster - Rear window, electrically heated (required on sedan models registered in New York state)
- Emissions - California control and testing (required on all vehicles registered in California, not available otherwise)
- Engine - High altitude
- Engine - 2.6-liter Mitsubishi-built⁴ (not available on base models)
- Engine Cooling - Recommended with vehicles to be equipped with field-installed air conditioning
- Glass - Tinted, all windows (required with air conditioning)
- License Plate Bracket - Front (no-charge option)
- Light Group⁵ - Trunk light, cargo compartment light, glove box light, ash receiver light, ignition switch with time delay light, headlights-on warning buzzer, rear dome light switches (not available on two-door), underhood light, dome reading lamp
- Mats - Carpet accessory, floor, front and rear

Mirrors

- Interior - Right illuminated vanity color-keyed⁶
- Outside - Left and right remote control, chrome, left remote control, chrome (std on S.E. wagon)

Moldings

- Door-Edge Protectors
- Sill
- Power
- Deck Lid/Liftgate Release⁷
- Door Locks⁸
- Seat - Bucket (left only)
- Steering⁹ - Standard on S.E. wagon
- Windows - Front¹⁰

Radios¹⁰

- AM - Manually tuned (std on Custom wagon and S.E.)
- AM/FM Stereo - Electronically tuned with cassette player and Dolby¹¹ system
- AM/FM Stereo - Electronically tuned with digital display
- AM/FM Stereo - Manually tuned
- Radio - Delete for credit (Custom wagon and S.E. orders only)

- Roof - Full vinyl (available on four-door models only)
- Roof - Landau, padded vinyl (available on two-door models only)
- Seat Belts - Deluxe color-keyed (std on Custom wagon and S.E.)
- Sound Insulation - Special (std S.E. wagon)
- Spare Tire - Conventional
- Speed Control - Automatic¹²

Station Wagon Options

- Liftgate Washer/Wiper System
- Luggage Rack
- Security Cover - Cargo compartment
- Steering Column - Tilt¹²
- Steering Wheel - Luxury (std Custom wagon and S.E.)
- Stripes - Accent¹³
- Suspension - Heavy-duty, heavy-duty springs and shocks, larger diameter anti-sway bar on sedan (anti-sway bar standard on wagon)
- Tires - P175-75R13 glass-belted radial wide white sidewall
- Tires - P185-70R14 steel-belted radial wide white sidewall, 14-inch wheel and wheel cover option required
- Tires - P185-70R13 steel-belted self-sealing radial wide white sidewall with all-season tread
- Transaxle - Five-speed manual (not available on base model or with 2.6-liter engine, bucket seats required)
- Transaxle - TorqueFlite automatic wide ratio, three-speed
- Trunk Dress-Up - Not available on wagon
- Undercoating
- Vinyl Protective Coating - Lower body side

Wheel Covers and Wheels

- Wheel Covers - Deluxe 13-inch four (std S.E. wagon)
- Wheel Covers - Luxury 13-inch four

- Wheel Covers - Wire 14-inch four (14" tire option required)¹⁴
- Wheels - Cast aluminum 14-inch four (14" tire option required)¹⁵
- Wheels - Rallye 13-inch with styled centers and trim rings, four
- Wipers - Deluxe intermittent, required with speed control and tilt steering wheel

¹Vehicles without factory-installed air conditioning have special recommended cooling requirements for later air conditioning installation. See your dealer for details.
²Tinted glass required.
³Power steering required with 2.6-liter engine.
⁴TorqueFlite transaxle required.
⁵Items available in Group only.
⁶Not available on base model.
⁷Wagons require TorqueFlite transaxle. Light Group required on sedan.
⁸Dual outside remote control mirrors required.
⁹Required with 2.6-liter engine and air conditioning.
¹⁰All stereo radios include four speakers, two front and two rear.
¹¹Dolby is a trademark of Dolby Laboratories.
¹²Deluxe wipers required.
¹³Not available with Two-Tone Package or on S.E. wagon.

INTERIOR TRIM



Standard on Reliant base models. All-vinyl bench seat with carpeted lower door trim panel. Available in Blue, Red, Beige.



Optional on Reliant base models. Madson or Kingsley cloth bench seat with vinyl door trim panels. In Blue, Red (Madson cloth), or Beige (Kingsley cloth).



No-charge option on Reliant Custom wagon and S.E. models. Saddle vinyl center armrest bench seat with vinyl door trim panels. In Silver (not available on wagon), Blue, Red, Beige.



Optional on Reliant S.E. models. All-cloth low-back bucket seats with dual recliners and console. Offered in Silver (not available on wagon), Blue, Red, Beige.



Standard on Reliant Custom wagon and S.E. models. All-cloth center armrest bench seat with plush cloth-covered door trim panel. Silver (not available on wagon), Blue, Red, Beige.

STANDARD FEATURES

	Reliant	S.E.	Custom Wagon	S.E. Wagon
Alternator - 60-ampere (75-amp standard with 2.6 engine)	S	S	S	S
Armrest - Door, with integral pull handle	S	S	S	S
Ashtray - Front, with lighter	S	S	S	S
Battery - 335-ampere (maintenance-free)	S	S	S	S
Battery test indicator - Integral with battery	S	S	S	S
Brakes - Dual diagonal disc front, self-adjusting drum rear	S	S	S	S
Brakes - Power	S	S	S	S
Bumper Protective Rub Strips - Front and rear	S	S	S	S
Bumpers - Energy absorbing	S	S	S	S
Carpeting - Cargo compartment	NA	NA	S	S
Cigarette Lighter	S	S	S	S
Clock - Digital	NA	S	S	S
Corrosion Protection - Extensive use of galvanized steel	S	S	S	S
Directional Signals - With lane-change feature	S	S	S	S
Engine - Four-cylinder 2.2-liter Trans-4	S	S	S	S
Flashers - Hazard-warning	S	S	S	S
Fuel Filler Cap - Tether	S	S	S	S
Head Restraints - Adjustable, right and left	S	S	S	S
Headlamps - Halogen	S	S	S	S
Headliner - Cloth-covered	S	S	S	S
Heater and Defroster	S	S	S	S
Hood - Counterbalanced	S	S	S	S
Hood Ornament - Pentastar	S	S	S	S
Hood Release - Inside	S	S	S	S
Horn - Optical	S	S	S	S
Horns - Dual	NA	S	S	S
Ignition - Electronic with voltage regulator	S	S	S	S
Instrument Panel - Color keyed with rosewood woodtone appliques	S	NA	NA	NA
Upper only	NA	S	S	S
Upper/lower	NA	S	S	S
Insulation - Hood pad	S	S	S	S
Insulation - Special Sound Package	E	E	E	S
Lights - Dome, backup, side marker, parking brake warning	S	S	S	S
Lights - Warning, liftgateajar	NA	NA	S	S
Lock - Glove box	NA	S	S	S
Louvers - Rear door glass, four-door only	NA	S	NA	NA
Mirror - Inside, day/night	S	S	S	S
Mirror - Outside, left, manual black	S	S	S	NA
Mirror - Outside, left, remote chrome	E	E	E	S
Molding - Deck lid, bright	NA	S	NA	NA
Molding - Drip rail, bright	S	S	S	S
Molding - Belt and door frame, bright	NA	S	S	S
Moldings - Body-side and liftgate, woodgrain applique	NA	NA	NA	S
Moldings - Body-side with vinyl insert, integral wheel opening	S	S	S	NA
Moldings - Quarter window, bright (two-door)	S	S ¹	NA	NA
Moldings - Windshield and backlight, bright	S	S	S	S
Radio - AM (may be deleted for credit on factory orders only)	E	S	S	S
Restraint System - Unibelt with tension reliever and automatic release color-keyed (black belts on base models)	S	S	S	S
Seat - Bench, saddle vinyl with vinyl door trim panels	S	NA	NA	NA
Seat - Center armrest bench, cloth, with cloth door trim panels	NA	S	S	S
Spare Tire - Compact high-pressure	S	S	S	S
Steering - Manual, rack-and-pinion	S	S	S	NA
Steering - Power, rack-and-pinion ²	E	E	E	S
Steering Column Control - Multifunction, windshield wiper/washer, headlamp dimmer, turn signals, optical horn	S	S	S	S
Steering Wheel - Deluxe, two-spoke	S	NA	NA	NA
Steering Wheel - Luxury, two-spoke, color-keyed	E	S	S	S
Suspension - Front iso-Strut with coil springs around the shock absorbers, linkless sway bar, rear flex arm beam axle with trailing links, coil springs and shock absorbers	S	S	S	S
Taillamp Accents - Bright	NA	S	S	S
Tires - P175-75R13 glass-belted radial black sidewall	S	S	S	S
Transaxle - Four-speed manual ³	S	S	S	S
Trunk - Carpet in well	S	NA	NA	NA
Trunk - Carpeted well floor	NA	S	NA	NA
Ventilation - Three-mode heater with center and right ram outlets	S	S	S	S
Wheel Covers - Deluxe 13-inch (set of four)	E	E	E	S
Wheel Hubcaps - With 13-inch wheels only	S	S	S	NA
Windows - Vent, rear door (four-door)	S	S	S	S
Wiper System - Two-speed, concealed, with electric washer	S	S	S	S

S - Standard NA - Not available E - Extra cost
¹Bright/Black with louvers
²Required with 2.6-liter engine option in combination with air conditioning option
³Not available with 2.6-liter engine or bucket seat option

PLYMOUTH FOR 1983



COLT



SAPPORO



HORIZON



TURISMO



GRAN FURY



SCAMP



VOYAGER


RELIANT EXTERIOR COLORS



Formal Black



Nightwatch Blue



Pearl White



Silver Crystal Coat



Beige Crystal Coat



Crimson Red



Sable Brown



Glacier Blue Crystal Coat



Charcoal Gray Metallic



Charcoal Gray Metallic/Silver Crystal Coat*

*Package only

NOTE: Due to occasional printing irregularities, the colors shown may vary slightly from actual hues. See your Plymouth dealer for accurate color chips.

DIMENSIONS, WEIGHT AND CAPACITY

	TWO-DOOR SEDAN	FOUR-DOOR	FOUR-DOOR WAGON
Length ¹	176.0"	176.0"	176.2"
Width	68.6"	68.6"	68.6"
Height	52.3"	52.7"	52.4"
Wheelbase	100.1"	100.1"	100.1"
Turning Diameter	34.8"	34.8"	34.8"
Curb Weight	2,317 lbs (Base)	2,323 lbs (Base)	2,432 lbs (Custom) 2,484 lbs (S.E.)
Track—front	57.6"	57.6"	57.6"
—rear	57.0"	57.0"	57.0"
Cargo Capacity (est) ²	15.0 cu ft	15.0 cu ft	34.4 cu ft
Passenger Capacity	6	6	6
Fuel Capacity	13 gal	13 gal	13 gal

¹Includes optional bumper guards.

²Estimate with second seat up; 70.0 cubic feet with seat folded down.

ENGINES AND TRANSAXLES

Type	Displacement	Bore & Stroke	Compression Ratio	Horsepower		Torque	Transaxle Availability
				SAE	Net @ RPM		
4-cyl. OHC	2.2-liter (135 CID)	3.44" x 3.62"	9.0:1	94 hp @ 5,200	117 lb-ft @ 3,200		S—Four-speed manual (2.69 OTGR) O—Five-speed manual (2.20 OTGR) O—Three-speed automatic (2.78 OTGR)
4-cyl. OHC	2.6-liter (156 CID)	3.59" x 3.86"	8.2:1	93 hp @ 4,500	132 lb-ft @ 2,500		S—Three-speed automatic (2.78 OTGR)

OTGR—Overall top gear ratio.

STANDARD SAFETY FEATURES

- Safety-Rim wheels
- Combination lap-shoulder belts for the driver and right front passenger; lap belts for all other passengers
- Seat belt reminder system
- Energy-absorbing steering column or steering wheel
- Dual braking system with separate brake fluid reservoirs in the master cylinder
- Brake fluid pressure loss warning light (also serves as indicator when parking brake is applied)
- Hazard-warning flasher system
- Turn signals with lane-change features
- Backup lights
- Energy-absorbing instrument panel and sun visors
- Front seat head restraints
- Energy-absorbing front seatbacks
- Inside and outside rearview mirrors
- Side marker lights and reflectors
- Seatback latches on folding front seats
- Seatback and station wagon interior panel safety latches
- Fade-resistant front disc brakes
- Ignition and steering column lock
- Anti-theft trunk lock
- Key-left-in-ignition warning
- Liftgate-alarm warning light
- Side door beams

OPTIONAL 5/50 PROTECTION PLAN COVERAGE

Chrysler Corporation offers a 5/50 "Added Coverage" Service Contract for your new Plymouth Reliant which provides protection against rising service and parts costs for specified major repairs not included in the 5/50 limited warranty. Coverage starts on the specified components in the plan after your vehicle's "basic" 12-month/12,000-mile limited warranty expires on these components and continues for five years or 50,000 miles (whichever occurs first) from the vehicle's original warranty start date. A deductible applies. The plan provides an allowance for alternate transportation and towing. Ask your dealer for details.

CONSIDER LEASING FROM THE LEASING PROFESSIONALS

In these days of tight money and high interest rates more consumers are considering leasing as an alternative to buying. Leasing a new Plymouth Reliant usually eliminates large down payments, and often results in lower payments because you're paying only for that portion of the car life under the leasing agreement.

Leasing could be right for you, and the more you learn about it the more likely you are to consider it seriously. If leasing sounds like a sensible solution to your transportation needs, talk it over with us—your leasing professionals.

All product illustrations and specifications are based on authorized information. Although descriptions are believed correct at publication approval, accuracy cannot be guaranteed. Chrysler Corporation reserves the right to make changes from time to time, without notice or obligation, in prices, specifications, colors and materials, and to change or discontinue models. See your dealer for the latest information.

MOPAR parts are engineered by Chrysler Corporation for use in your new Plymouth Reliant. When replacement is necessary, be sure to specify MOPAR parts. Used by professional mechanics all over the world.



A PRODUCT OF
THE NEW CHRYSLER
CORPORATION