

TRADER 0811: MASS—LOAD RATINGS

Gross Vehicle Mass, Max. Trailer Mass and Ground Ratings (kg)

GVM — PLATED	7035
MAX. TRAILER MASS — RATED	1000 (Trailer without brakes); 3400 (Trailer with brakes)
Front Axle	2950
Front Tyres	2820 (7.50R×16 — 12 PR T & RAA Rating)
FRONT RATING	2820
Rear Axle	6000
Rear Tyres	4960 (7.50R×16 — 12 PR T & RAA Rating)
REAR RATING	4960

AXLE FRONT

- Forged I beam type;
- Capacity 2950kg

AXLE REAR

- Hypoid 7.166:1 ratio; fully floating axle shafts;
- Capacity 6000kg

BRAKES

- **Service:** Dual line, vacuum power assisted hydraulic brakes with Load Sensing Gravity Valve; Duo servo rear
- **Size:** 320mm dia. x 110mm drum, two leading shoe type, front and rear; Total lining area 2928cm²
- **Exhaust Brake:** Electrically actuated
- **Park:** Internal expanding on front drive shaft

CHASSIS

- **Frame:** Ladder type construction with 7 of the 9 crossmembers being tubular; boxed side members; ● Chassis rail dimension: 200×50×4.0mm; Section modulus 88,000cm³

CLUTCH

- 275mm diameter single dry plate diaphragm type; hydraulic actuation

ELECTRICAL

- 24 volt negative earth system; battery 24V 70 amp/hour capacity; alternator 25 amp capacity with built-in regulator; ● Rectangular head lamps and front fog lamps; park lamps/front direction indicator; combined stop, tail and turn indicator lamps; automatic reversing lamp; separate number plate lamp and bracket; ● Dual horns; ● Dual 2 speed with intermittent self parking windscreen wipers with wash/wipe switch; ● Cigar lighter; ● Hazard flasher;
- Instruments: Non Glare; speedometer/odometer; tachometer; fuel gauge; water temperature gauge; voltmeter; ammeter; tripmeter

- Buzzer alarm: coolant level; sedimenter water level; oil filter bypass
- Warning Lights: oil pressure; battery charge; high beam; turn/hazard lamps; park brake; glow plug; fuel sedimenter; engine water level; oil level; exhaust vacuum; brake fluid; sub trans; vacuum

ENGINE

- 4.1 litre six cylinder overhead valve diesel engine; taxable horsepower 31.48 (RAC rating); Bore 92mm, Stroke 101.6mm
- RPM @ Max. Power 3600
- RPM @ Max. Torque 2000
- Engine Output Ratings —
- DIN 70020 (Net) — Power 75.8kW (103 PS)
- Torque 251Nm (25.6kgm)
- Features: ● Full flow replaceable oil filter; dry element air cleaner; ● Pressurised cooling system; down flow radiator; ● Frame mounted sedimenter; ● Cold start idle adjuster and key operated glow plug

FUEL SYSTEM

- 75 litre fuel tank mounted on RH frame member; mechanical fuel pump

FRONT & REAR SPRINGS

- Semi-elliptic type, two stage at rear
- **Front Shock Absorbers:** Double acting telescopic type
- **Rear Shock Absorbers:** Double acting telescopic type

STEERING

- Recirculating ball and nut power assisted steering gear; 22.6:1;
- 3 spoke padded centre steering wheel with rake and reach adjustment

TRANSMISSION

- 5 speed all synchromesh overdrive main transmission with floor gearchange; ● Ratios — 5.863; 3.038; 1.715; 1.000; 0.783:1
- Reverse 5.318:1
- PTO opening on LHS

- Sub transmission with power (1:1 ratio) and economy (0.789:1 ratio) modes; steering column mounted control and dash mounted indicator light

WHEELS

- 6.00GS×16 SDC — 7 supplied

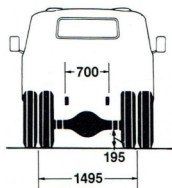

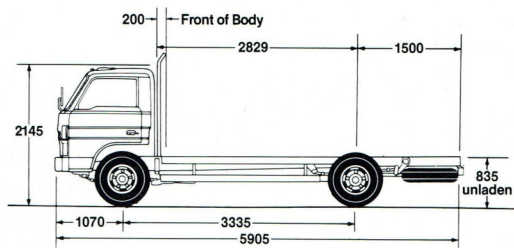
TYRES

- 7.50R×16 — 12 PR — 7 supplied
- **Spare Wheel Carrier:** Winch type mid frame mounted on LH side

CAB

- All steel wide cab; ● Forward control tilting type; counter-balanced for one-man operation, with triple safety catch on cab lock and safety lock on cab stay

- **Features:** ● Laminated windscreen; ● Adjustable high back driver's seat; Dual passenger seat with high back on outer, low back on centre positions; two outboard inertia reel lap-sash and one lap centre seat belts; ● AM radio; ● Digital clock; ● Fog lamps; ● Washable headlining; padded interior sun visors; non-slip floor mat; ● Driver and passenger grab handles; ● Large glove box and parcel tray; coin box; ● Cigarette lighter; ashtray; ● Heater/Demister with side window demist nozzles, end dash ventilators and roof vents for driver and passenger; ● External rear view mirrors; ● Front mud flaps; ● Tool kit



DIMENSIONAL DATA

Dimensions — Minimum Equipment — mm

0811 LWB Chassis Cab

Swept Circle*

12.8 m

*Kerb to Kerb.

MASS DATA

Kerb Mass — Minimum Equipment — kg*

0811 LWB Chassis Cab

Front

1380

Rear

890

Total

2270

*Kerb Mass includes all fluids, full fuel, less driver and passenger. Kerb masses are calculated and subject to variation.

BODY DATA

Body, Payload and Occupant Capacity* Minimum Equipment — kg

0811 LWB Chassis Cab

4765

Recommended Body Length — mm (Subject to State Regulations)

4300

*Payload is defined as GVM less Kerb Mass.

PLEASE NOTE:

■ 1. This specification sheet contains a general description only of the Ford Product referred to on the sheet, its specifications and features and the optional equipment which is currently available for use on or in connection with such product. Generally the optional equipment referred to is available at extra or variable cost. Certain optional equipment can only be used or ordered in combination with other optional equipment. ■ 2. The illustrations, information and specifications presented and referred to in this specification sheet were correct at the time when the specification sheet was approved for printing. However, Ford Motor Company of Australia Limited reserves the right, subject to the laws of Australia and/or any applicable State or Territory thereof and/or the regulations of any competent Authority which may apply from time to time, at its discretion at any time and without prior notice to discontinue or change the models, features, specifications, designs and prices of the product referred to in this sheet and any optional equipment therefor without incurring any liability whatsoever to any purchaser or prospective purchaser of any of such products. ■ 3. All capacities, measurements, dimensions and weights quoted in this specification sheet are approximate only. ■ 4. Because of the possibility of changes in models and the information, specifications, features, standard equipment and optional equipment of or for the product referred to in this specification sheet a prospective purchaser is strongly advised to consult an Authorised Ford Dealer for the latest information on models, specifications, features, standard equipment, optional equipment, prices and availability before placing an order. ■ 5. From time to time deliveries are delayed by causes outside the reasonable control of Ford Motor Company of Australia Limited, or its Authorised Ford Dealers. When an order has been placed, please keep in touch with your Authorised Ford Dealer.