

Y 2 K



XTERRA

A TOOLBOX FOR YOUR LIFE



EVERYTHING YOU NEED IN AN SUV. AND NOTHING YOU DON'T.

The color-coded index below will help you find the things you need.

Function-driven styling

Roof rack / Removable gear basket / Front airfoil / Weld-bonding

FUNCTION
STURDY RACK
BUILD QUALITY
EXTERIOR

1

Cargo tie-down hooks and clips / Storage / Accessory interior bike rack

Stadium-style rear seating / Fold-down seatbacks / Removable seat cushions

The view from the cockpit / Audio system / First-aid kit / Denim test

SEATING
DASH
INTERIOR

2

3.3-liter V6 engine / 2.4-liter 4-cylinder engine / Towing capacities

A word about durability / 4-wheel drive / Suspension / ABS

Accident avoidance / Occupant protection

POWER
TESTING
4x4 CAPABILITIES
SAFETY
MECHANICAL

3

A TOUGH, MOBILE PLACE FOR YOUR GEAR.

The color-coded index below will help you find the things you need to know.

Color and trim / XE and SE models / Accessories

CHOICES
ADD-ONS

4

PICK ONE


Standard equipment / Optional equipment
Packages / Audio systems / Payload / Towing
Length, width, etc. / Curb weights / MPG

4x2
4x4

5


PACKAGES
MEASUREMENTS
COMMITMENT

SPECIFICATIONS



Observations:
Newport Beach, CA.
lifeguard and surfers

BEFORE DESIGNING XTERRA™, WE WENT TO TRAILS, SURF SPOTS AND INTO THE BACKCOUNTRY TO WATCH HOW PEOPLE REALLY USE THEIR SUVs. EXCEPT WE MOSTLY SAW WAGONS, TRUCKS AND VANS — OFTEN TRICKED OUT WITH SHELVES, RUBBER MATS AND OTHER MODIFICATIONS. WE BEGAN TO WONDER WHY THESE PEOPLE WEREN'T CHOOSING THE SUPPOSEDLY MORE FUNCTIONAL SUVs.



WHAT WE FOUND IS THAT SUVs GOT TOO PLUSH, TOO SUBURBAN, TOO FAR FROM THEIR ROOTS. SO WE WENT BACK TO BASICS. WE DESIGNED AN SUV THAT ISN'T A LEATHERED-UP CRUISER AND ISN'T A TOYLIKE PRETENDER. BUT INSTEAD, AN SUV THAT PUTS DEFINITELY-GONNA-USE-IT FUNCTION FIRST.



MISSING THE U IN SUV?

current attitude

Xterra looks the way it's supposed to look.

Does what it's supposed to do. It's functional, tough and affordable, just like the first SUVs. But Xterra's attitude is also absolutely current. After all, it was inspired by the way you live today. Which is why there's plenty of room for bungee cords

functional and tough

and your talent for innovation.

think of it as

a tool box for your life

A front-facing view of a dark-colored Nissan SUV. The vehicle features a prominent chrome grille with a diamond-patterned mesh and the Nissan logo in the center. The headlights are illuminated, casting a warm glow. A black roof rack is mounted on top, with the word "NISSAN" printed in white on its front edge. The background is a textured, mottled surface in shades of blue, green, and brown, suggesting a natural or outdoor setting. A dark red vertical bar is visible on the left side of the image, containing a small circular hole near the top.

NISSAN

EXTERIOR
FUNCTION

IT IS WHAT IT DOES.

*Introducing
the Xterra*



EXTERIOR FUNCTION

tubular-style roof rack with removable gear basket / tubular step rails / unique 4-spoke alloy wheels / P265/70R15 tires / front airfoil on roof rack / charcoal-colored bumpers and trim

Some equipment is optional on certain models. Please see the specifications cards for complete information.

No attempt was made to hide what Xterra can do. Its muscular character radiates up from the strength of extra-wide fender flares. Xterra's roof rack, with two-inch-diameter tubing, not only looks industrial, it holds up to 125 lbs. Look at the roof rack and the tubular step rails together, and you get the impression of an exoskeleton encasing the vehicle. The obvious bump in the roof ensures there's plenty of head room for the rear-seat passengers. And that bulge on the rear hatch? It's a perfect nest for the optional first-aid kit.

100% rugged adaptable no-nonsense



Overall, Xterra is longer and taller than Jeep Cherokee or Isuzu Rodeo, not to mention being larger than Honda CR-V or Toyota RAV4.



EXTERIOR
FUNCTION



STURDY RACK



HOLDS UP TO
125 POUNDS
OF FIBERGLASS
RACING SHARK,
ONE HUGE BAG
OF CHEESE
PUFFS, EVEN
SKIS OR A
KAYAK.


It's the roof rack equivalent of a Northern bull moose. No generic, this roof rack was specifically designed for Xterra, so it's both completely useful and really cool-looking. Its durability matches its appearance too, because it's built from 6063 T6 aluminum, the same stuff used in competition-caliber mountain bikes. And to make sure corrosion won't be a problem, we subjected it to 100 hours of salt-spray testing.

Cargo shown for display purposes only. Nissan recommends that all loose items be secured when transported.

removable gear basket

This basket is the perfect place to put wet or dirty stuff – snow boots, wet suits, etc. Cutouts on the basket's sides and bottom let water drain out. The basket can hold up to 30 lbs and is easy to remove for a good hosing down (or to let you stargaze through Xterra SE's skyroof*).

Movable, aerodynamic cross bars, plus a whole range of Nissan accessory attachments, let you configure the most complex loads. *(In fact, Yakima® Products developed accessory attachments specifically for use with this roof rack.)*




It's nice to hear the wind whistling through the trees. But not through your roof rack. We engineered this very effective airfoil for exactly that reason. It directs the air up and over the roof rack rather than through it, reducing wind noise. And it looks great up there to boot.

roof rack facts

*Skyroof can only be opened when basket has been removed.

BUILD QUALITY

Xterra didn't start as a 4-door sedan like some of its competitors. Instead it's built on a heavy-duty, rough-and-ready truck frame. And thanks to ten dual-rate mounts (five are shown here), harshness is banished from your ride. Each mount is individually tuned – softer or firmer depending on where it connects the body to the frame. The result is a smoother, more harmonious drive to find the punks who stole the doors off your Xterra. (ARGH! They took the wheels too!)



special deep-draw steel

Every Xterra starts with our patented DURASTEEL, which helps fight corrosion better than conventional steel. The extra-wide fender flares are stamped out of special deep-draw steel, because regular steel proved too brittle for the contours of the fender flares. High-strength carbon-alloy steel underlies key areas of the body. And unlike some manufacturers who either weld or bond body panels, we do both for Xterra, to keep that tight new-vehicle feel over time.

weld-bonding

it's the strong, solid type





INTERIOR
FUNCTION

THEY MAY NOT LOOK LIKE MUCH.

But they're about as useful as it gets.
More on Xterra's cargo tie-downs inside.

up to 10 amazing hooks and clips



1

You'll find up to 10 tie-down hooks and clips in Xterra's floor and ceiling (1), giving you lots of ways to secure your gear — such as to the floor (2), using a side wall (3) or against the back of the rear seats (4). And they'll help keep your stuff from flying around like a ping-pong ball with a lottery number on it.



2



3



4

HOOK USAGE

There's plenty of cargo room — 65.6 cu. ft. in all with the rear seats folded down. Quite a big backpack for you to fill.

Cargo shown for display purposes only. Nissan recommends that all loose items be secured when transported.

cargo space



cargo space



interior
bike rack


This accessory bike rack keeps two bikes inside the cabin, safe from low clearances, tailgaters and anyone with bike envy. (Shown with optional wheel forks.)

INTERIOR FUNCTION

stadium-style seating / room for five / 50/50 split fold-down rear seatbacks / lots of storage areas and compartments / cargo tie-down floor hooks / quiet interior / air conditioning

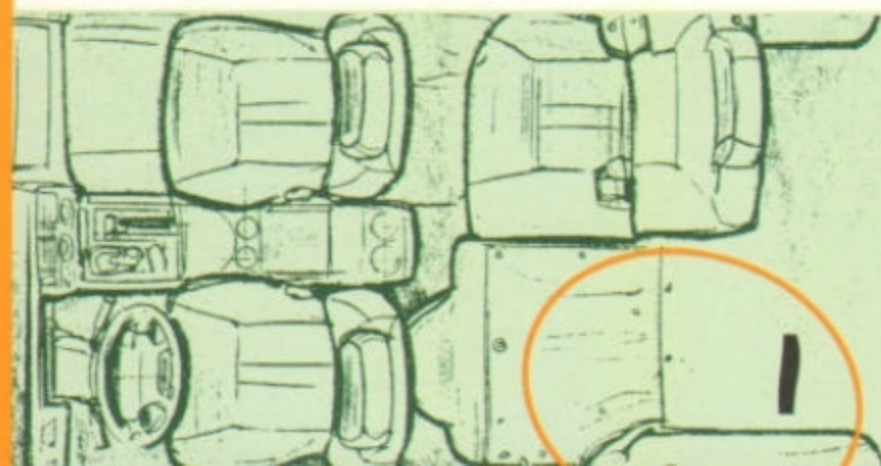
You won't find leather seats, wood trim or an elaborate computerized satellite compass. What you will find is a cabin spacious enough for five, yet built specifically with cargo-carrying flexibility in mind. The versatile 50/50 split fold-down rear seatbacks have removable lower cushions in case you need a flat extension to the cargo floor. The highly customizable cargo area has tie-down floor hooks, a variety of storage bins, available ceiling tie-down clips and an auxiliary 12-volt DC power outlet. The possibilities are nearly endless. Have at it.

100% versatile quiet roomy smart



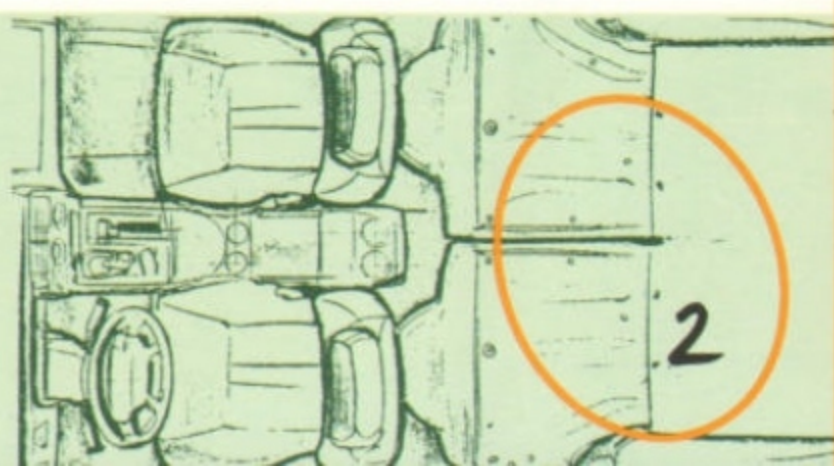
STADIUM-STYLE SEATING: Xterra's rear seats are raised up several inches. If the front seats can be deemed "high-command," the rear ones are "even-higher-command." It's a noticeable difference that gives back-seat drivers a better view of the action and makes the cabin a more sociable place for everyone. And that bump in the roof? Your rear-seat passengers will have ample head room. And you won't end up cleaning their hair gel off your ceiling.

rear-seat configurations



1 With one rear seat folded, there's room for duffel bags, oars and a rear-seat passenger.

2 With both seats folded and the rear seat cushions removed, you can carry up to 65.6 cu. ft. of stuff — a whole lot of gear. Or you could pull over and stretch out for a nap back there.



IN AN XTERRA, YOU WON'T BE THE VICTIM OF A NOISE ASSAULT. ADVANCED SOUND-ABSORBING MATERIALS LIKE THINSULATE[™] HAVE BEEN USED THROUGHOUT THE BODY AND CABIN, INCLUDING A NISSAN FIRST[™] EXPANDING FOAM PELLETS INSIDE THE PILLARS THAT FILL UP THE HOLLOW SPACES AND DEADEN NOISE.
[™]Thinsulate is a registered trademark of 3M.

INTERIOR FUNCTION

12-VOLT DC POWER OUTLETS



If you can't stand being away from your laptop, there's nothing better than this 12-volt DC power outlet. The outlet is also ideal for operating a spotlight, video game, TV or other similarly civilized electrical device. Xterra SE has two of these outlets – one up front, one in the cargo area. Both outlets are optional on XE.

other interior features

CENTER CONSOLE AND CUP HOLDERS



A place to rest your elbow. A place for your CDs, maps and change. A place for whey-protein fruit shakes for you and your passengers. A place you'll be glad you have.

NOOKS AND CRANNIES



Smart storage areas are scattered throughout Xterra's cabin, including the side doors, glove compartment, and cargo area. But perhaps the most unexpected storage nook is this pocket in the side of the front-passenger's seat. It's perfect for a notepad, map, flashlight, small water bottle, or anything else you want handy.

DASH



The view from ground zero. A big beefy steering wheel that's satisfying to grip. Heating/air conditioning controls you can operate with gloves on. A simple logic that makes a whole lot of sense.


What could you possibly need more than a great stereo?
For Xterra, many systems were considered; none was exactly right.
So a team of engineers built this 6-speaker AM/FM/CD/cassette
audio system (standard on SE) piece by piece for Xterra.
The buttons are big, bold and easy to use. A high-power internal amp
delivers pure sound with low distortion. The clock is always visible.
The bass rumbles so you can feel it through the high-quality speakers.
Just don't give the stereo any bad music to play. It gets mad.



high-power internal amp

it's a necessity




FIRST- AID KIT



This first-aid kit (standard on SE; part of Utility Package on XE) has bandages and blankets, tweezers and scissors, antiseptics, adhesives, even a tick-removal kit.

We hope your next brush with nature isn't a header over the handlebars. But for a case of road rash or another of life's minor mishaps, Xterra can come to the rescue. With a first-aid kit tucked into the rear bulge, you can think of Xterra as one of those Saint Bernards with the barrel around its neck.

OTHER FEATURES

	4x2 XE (4-CYL.) 	4x2 & 4x4 XE (V6) 	4x2 & 4x4 SE 
Air conditioning	●	●	●
Power windows		●	●
Power door locks		●	●
Power mirrors		●	●
Cruise control		●	●
Remote keyless entry		●	●
Vehicle security system		●	●
Retractable cargo cover	●	●	●
Variable intermittent wipers	●	●	●
Rear wiper	●	●	●
First-aid kit	●	●	●
Six ceiling tie-down clips	●	●	●
12-volt DC power outlets	●	●	●
Tilt steering wheel	●	●	●
Map lights		●	●


● Standard ● Optional; see the specifications cards for complete information.

testing for durability

Everybody knows that friction can destroy an engine. It's not so great for seats either. We seek out the harshest, raspiest materials to test the durability of Xterra's seating. In all, we do over 40 tests of this kind, including mounting a pair of jeans to a mechanical arm and grinding the denim into the seat to simulate ten years of abuse. This harsh testing gives us a rough idea of how much Xterra's seats can take.



interior equipment

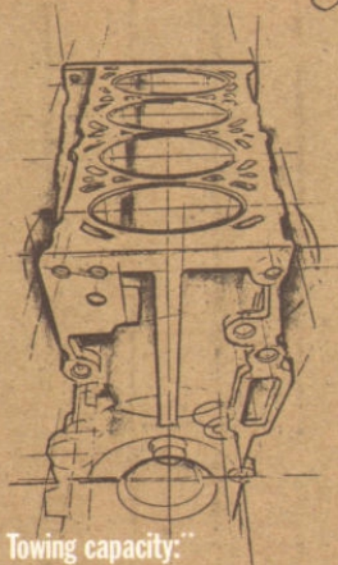


POWER

Part of getting what you need is having it where it counts. This thinking definitely applies to both of Xterra's available engines. Whether you choose the V6 or the 4-cylinder, Xterra packs a lot of usable power, especially in the area of low-end torque. Which explains why Xterra feels so capable and confident.

2.4-liter

4-cylinder engine



POTENT AND RELIABLE

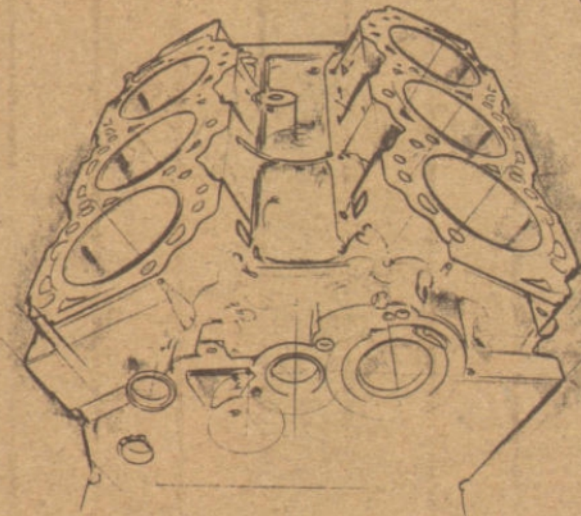
Xterra XE is available with this 143-hp 4-cylinder engine, which yields 154 ft-lbs of torque at 4,000 rpm, most of it coming in the crucial lower rpm range. Its 16-valve DOHC design enhances power output and squeezes the most mileage out of every drop of fuel.* And to reduce the hassle and expense of replacing rubber timing belts, this engine has a steel timing chain that needs no scheduled maintenance.

Towing capacity:**

Up to 3,500 pounds with manual transmission.
Automatic transmission not available with 4-cylinder engine.

3.3-liter

V6 engine



FORCEFUL YET SMOOTH

Most Xterras will have this powerful 170-hp V6 under the hood. It puts out up to 200 ft-lbs of torque, with 90% of that torque available at a low 1,500 rpm. So climbing that steep road to the summit won't be a problem. The engine is also surprisingly smooth, thanks to output-maximizing lightweight pistons and the fact that its crankshaft and camshafts are mirror-polished to reduce friction.

Towing capacity:**


Up to 3,500 pounds with manual transmission.
Up to 5,000 pounds with automatic transmission.

two gutsy engines

*See EPA mileage statement in section 5 for details.

**Please see your owner's manual and Nissan Towing Guide for complete details.

TESTING



RIDE-COMFORT COURSE

We painstakingly duplicated sections of America's bumpiest, rockiest, nastiest roads to evaluate ride comfort and measure cabin noise.

WITNESS OUR CRUELTY

At our testing facility outside Phoenix, Arizona, Nissan vehicles endure trials designed to push them to their breaking points. The run-of-the-mill abuse you're likely to dish out pales in comparison.

CITY COURSE

This course simulates the grueling stop-and-go of a traffic jam, which can be murder on your brakes, engine, and cooling system.

SOAK AREA #1/ DRIVERS LOUNGE

STRUCTURAL STRENGTH PAD

First, the left wheel is driven on a surface over a foot higher than the right one. Then the right is higher than the left - back and forth, over and over, to check the body's resistance to bending and twisting.

GRADES

ABS PAD

DURABILITY COURSE

Get ready for sand, muddy water, gravel. One mile here is like 15 miles in the real world.


SOAK AREA #2

BRAKE TEST AREA #2

slam the doors, like, eighty-billion times

Open the door. Slam it shut. Now do it again.

24 hours a day. For a week. That's what we do to ensure the durability of the door handles and hinges. To put it into perspective, if you slammed your Xterra's doors ten times a day, it'd take you over 25 years to complete the test. Good news for you if your mom kept you from slamming the doors on the station wagon.



Now you can try to catch up.

round-the-clock
testing

an open-and-shut case of quality

4 x 4
CAPABILITIES

tough
terrain

Your demands are simple: Just handle everything.


On the road, or perhaps more accurately, off on some dirt trail, is where 4x4s have to put up or shut up. With its heavy-duty truck frame, Anti-lock Braking System and standard skid plates, Xterra confidently takes it all in stride.

steep grades

slippery
surfaces



Xterra's fully boxed frame is welded continuously all along the frame rails instead of being spot-welded only at certain points. The advantage is a tighter frame and smoother feel on the road.



Every Xterra comes with a 4-wheel Anti-lock Braking System (ABS), to help prevent wheel lockup in panic situations. And not only does ABS operate in 4-wheel drive, Xterra 4x4s feature a g-sensor that can tell the difference between stopping on gravel, ice or snow. In snow, for instance, ABS pumps the brakes less frequently to mimic the braking effect a skier uses when "snowplowing."


Xterra's suspension configuration is ideal for the active user. The independent front double-wishbone suspension soaks up bumps and jolts to each front wheel independently, while the rear leaf-spring suspension is specifically meant for rugged, heavy-duty use. Which prompted *Open Road* magazine to report, "...with the Xterra's truck suspension and frame, I feel like I'm driving an indestructible vehicle."

4x4 models benefit from a 2-speed transfer case, so you can choose 4-wheel-drive High or 4-wheel-drive Low, depending on how challenging the terrain is. And thanks to auto-locking hubs, you can shift into 4-wheel drive at speeds up to 25 mph without getting out of your Xterra. Once you're in 4-wheel drive, of course, you may choose to go faster.

rough road, smooth ride

* Open Road, Spring 1999.

SAFETY



A little risk in life can keep you pumped. Too much risk is just plain stupid. So the Xterra is engineered and built to help protect you from the risks of the road. A powerful engine, responsive suspension, power steering and standard 4-wheel Anti-lock Braking System (ABS) help keep you out of harm's way in the first place. While dual "Second Generation" air bags* and other protective measures (all explained further on back of this card) help absorb crash energy in case the unexpected happens.

occupant protection

FRONT SEAT BELT PRE-TENSIONERS WITH LOAD LIMITERS

In a crash strong enough to trigger the air bags, front seat belt pre-tensioners use a small pyrotechnic burst to help tighten the front belts. Xterra's front seat belts also have load limiters, a mechanism that provides a slight "give" if the occupant's forward momentum exerts too great a force on the belt during a collision.

PIPE-STYLE STEEL SIDE-DOOR GUARD BEAMS

Welded to the inside of all four of Xterra's passenger doors are tubular steel guard beams. These beams can help reduce the risk of injury in the event of a side-impact collision.

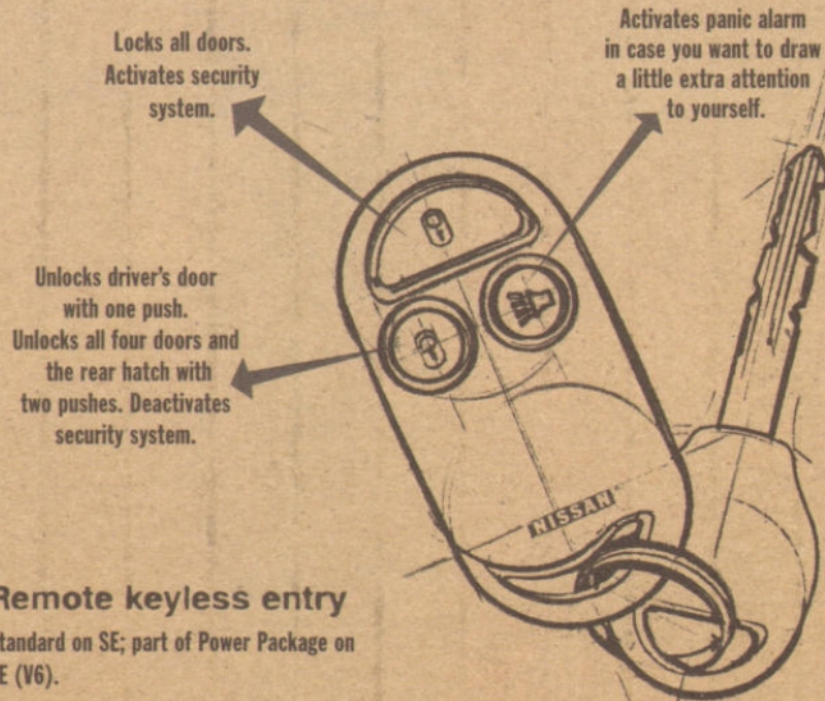
CRUMPLE ZONES

Crumple zones in the front and rear are designed to deform and help absorb energy in case of a collision involving that part of the vehicle. And since the crumple zones crumple, the passenger cabin takes less of the crash energy.

HOOD BUCKLING CREASES

Hood buckling creases work with the front crumple zone to reduce the chance that the hood will intrude into the passenger cabin during a frontal impact.

*Air bags can help save lives and prevent injuries. That's why every Xterra is equipped with "Second Generation" dual air bags, which have been designed to deploy with less force. Please keep in mind, however, that air bags are a supplemental restraint system and must be used in conjunction with seat belts. And to avoid injury from an inflating air bag, a rear-facing child restraint must never be placed in the front-passenger's seat. In fact, children 12 and under should ride in the rear seat properly secured in child restraints, booster seats, or seat belts, according to their size, as explained in your owner's manual.



Remote keyless entry

Standard on SE; part of Power Package on XE (V6).

safety and security

PICK ONE

4-cylinder or v6 engine

3 packages

7 colors

MAKE YOUR CHOICE.



2-wheel drive or 4-wheel drive

clear coat
color coat
primer
1 or 2 coats
E-coat
metal
surface



THE COLOR OF DURABILITY

At least 39 steps go into covering Xterra with its long-lasting protective coat. At one step, we completely submerge the body in an electrocoat bath to give the metal a slight electrical charge. This charge draws paint into every corner and crevice like a magnet. At another step, we bake the primer coat dry in a 350° oven to improve the body's resistance to corrosion. And that's all before we spray any actual color on the vehicle.



silver ice

cloud white

Nissan has taken care to ensure that the color swatches presented here are the closest possible representations of actual vehicle colors. Swatches may vary slightly due to the printing process and whether viewed in daylight, fluorescent or incandescent light. Please see the actual colors at your local Nissan retailer.

Dusk or sage cloth interiors



super black



alpine green
late availability.



Dusk cloth interior



aztec red



denim blue



solar yellow

limited availability;
available on V6 models only.

which color?

PICK ONE



XE THE BOTTOM LINE
FOR FUNCTIONAL AND VERSATILE.

(Shown with Utility Package.)



SE A FEW EXTRA FEATURES.
JUST AS AUTHENTIC AND PRACTICAL.

XE available in 4-cylinder 4x2, V6 4x2 and V6 4x4. SE available in V6 4x2 and V6 4x4.
V6 models available with 4-speed automatic transmission.

PICK ONE


XE / dusk

SE / dusk

XE / sage

SE / sage

fabric choices



ADD-ONS



shown with accessory

fog lights
alloy wheels
step rails
nose mask
body side moldings
kayak carrier

X TERRA ACCESSORIES LIST



ANKLEBITER BIKE CARRIER

From the experts at Yakima comes this roof rack attachment, which securely holds one bike by the crank with the front wheel attached. Add another Anklebiter® to transport two bikes at once. Each Anklebiter is powder-coated for durability and has a locking feature for security. (Hitch-mounted bike carrier and interior bike carrier with optional wheel forks are also available.)



WATER-RESISTANT SEAT COVERS

Seat-protecting. Dirt-repelling. Weather-tough. Absolutely necessary. These seat covers, available for the front or rear seats, have wetsuit-like material on the seating surfaces and codura-type nylon on the sides and back. The front covers also have a mesh storage pocket on the back.

OTHER COOL ACCESSORIES

Compact disc player • 6-Disc CD autochanger • Carbon-fiber interior trim
Safari basket (roof-mounted) • Vehicle cover (with opt. cable lock)
Spare-tire lock • Wheel locks • Gear-basket convenience net • Hitch-mounted bike rack • Air bag anti-theft bolt • In-cabin microfilter • Lighter element



RECEIVER TOW HITCH

This class III receiver hitch accommodates a variety of trailers up to a 5,000-lb towing capacity. Hitch ball and harness are each available separately. (Please see your owner's manual and *Nissan Towing Guide* for complete information about towing.)

FLOOR MATS

All-season gray rubber mats help keep the great outdoors off your carpet. Carpeted floor mats that complement your Xterra's interior color are also available.

SKI/SNOWBOARD CARRIERS

You can carry skis or snowboards inside Xterra (properly secured, of course). But sometimes the seats are all filled up by people bumming rides. Solution: ski/snowboard carriers (two styles available) designed by Yakima, specifically for Xterra's roof rack.

CARGO-AREA ACCESSORIES

Make your Xterra even smarter.

- A cargo-area protector covers the floor, lower interior walls and rear seatbacks.
- A cargo mat (sage or gray) protects the floor.
- A cargo organizer divides it into sections.
- A convenience floor net holds items in place.

Now you have no excuse when your buddy asks for your help moving for the tenth time.

HALOGEN FOG LIGHTS

Fog lights help you find your way in darkness, bad weather and low visibility. They also give your Xterra more of that cool outdoorsy look.

PET GUARD DIVIDER

You: up front. Passengers: in back. Fido: in the rear cargo area. This sturdy see-through divider makes sure that Fido doesn't try to climb up front to play copilot when you're driving.

EXTERIOR APPEARANCE ACCESSORIES

- Fight door dings with body side moldings.
 - Keep lower panels clean with splash guards.
 - Thwart our insect friends with a hood bug deflector.
 - Laugh in the face of rocks and road debris with a nose mask.
 - Finish the whole thing off with step rails.
- Or pick any combination of the items above.
NOW CHOOSE!!

X TERRA 4x2 / 4x4 SPECIFICATIONS

4x2
XE (4-CYL.)



4x2 & 4x4
XE (V6)



4x2 & 4x4
SE



STANDARD EQUIPMENT — EVERY XTERRA INCLUDES:

ENGINE • DRIVETRAIN

Sequential multi-point electronic fuel injection
5-speed manual overdrive transmission

SUSPENSION • STEERING • BRAKES

Front suspension: Independent double-wishbone with torsion bars • Power-assisted brakes – front vented disc / rear drum
Rear suspension: Multi-leaf spring • Front stabilizer bar • Power recirculating-ball steering
4-wheel Anti-lock Braking System (ABS)

WHEELS • TIRES

15" Styled-steel wheels
P235 / 70R15 All-season steel-belted radial tires

INTERIOR

"Second Generation" dual supplemental air bags • Front seat belts with upper adjustable seat belt anchors
3-point front seat belts with pre-tensioners and load limiters • Woven seat cloth • 50 / 50 split fold-down rear seat
Removable rear seat cushions • Full interior carpeting • Front center armrest with storage • Floor tie-down hooks (four) • Cargo-area storage compartments • Dome light • Glove compartment

ADDITIONAL STANDARD AND OPTIONAL EQUIPMENT FOR EACH MODEL LISTED BELOW.

2.4-liter DOHC 16-valve
4-cylinder engine
Horsepower: 143 @ 5,200 rpm
Torque: 154 ft-lbs @ 4,000 rpm

Standard Equipment

Standard Equipment

Optional: Ceiling tie-down clips (six)
• Retractable cargo cover
(Both part of Utility Package)

3.3-liter SOHC V6 engine
Horsepower: 170 @ 4,800 rpm
Torque: 200 ft-lbs @ 2,800 rpm
Auto-locking hubs (4x4)
Optional: Limited-slip rear differential
(Part of Sport Package)
Optional: 4-speed automatic overdrive transmission

Standard Equipment

Optional: 15" Alloy wheels
(Part of Sport Package)
Optional: P265 / 70R15 Tires
(Part of Utility Package)

Optional: Ceiling tie-down clips (six)
• Retractable cargo cover
(Both part of Utility Package)
Optional: Fabric door trim
(Part of Power Package)

3.3-liter SOHC V6 engine
Horsepower: 170 @ 4,800 rpm
Torque: 200 ft-lbs @ 2,800 rpm
Auto-locking hubs (4x4)
Limited-slip rear differential
Optional: 4-speed automatic overdrive transmission

Standard Equipment

15" Alloy wheels
P265 / 70R15 Tires

Moquette seat cloth
Fabric door trim
Ceiling tie-down clips (six)
Retractable cargo cover

X TERRA 4x2 / 4x4 SPECIFICATIONS

XE (4-CYL.)

4x2



XE (V6)

4x2 & 4x4



SE

4x2 & 4x4



STANDARD EQUIPMENT — EVERY XTERRA INCLUDES:

EXTERIOR

Charcoal-colored front and rear bumpers • Charcoal-colored grille • Halogen headlights • Tinted glass
Black privacy glass • Dual black outside mirrors • 2-speed fixed intermittent wipers

COMFORT • CONVENIENCE

CFC-free air conditioning with rotary controls • Tachometer • LCD odometer with two separate trip odometers
Rear-window defroster • Rear heater ducts • Side-window demisters • Digital clock (in radio)
Front and rear cup holders • Interior hood release

ADDITIONAL STANDARD AND OPTIONAL EQUIPMENT FOR EACH MODEL LISTED BELOW.

Optional: Tubular roof rack with removable gear basket • Tubular step rails • Variable intermittent wipers • Rear-window wiper
(All part of Utility Package)

Optional: Tubular roof rack with removable gear basket • Tubular step rails • Fender lip moldings • Variable intermittent wipers • Rear-window wiper
(All part of Utility Package)

Optional: Fog lights • Front tow hook
(Both part of Sport Package)

Optional: Dual power outside mirrors
(Part of Power Package)

Tubular roof rack with removable gear basket
Tubular step rails
Flip-up glass skyroof
Body side moldings
Fender lip moldings
Variable intermittent wipers
Rear-window wiper
Fog lights
Front tow hook
Dual power outside mirrors

Optional: Auxiliary 12-volt DC power outlets (front and rear) • First-aid kit • Height-adjustable steering column
(All part of Utility Package)

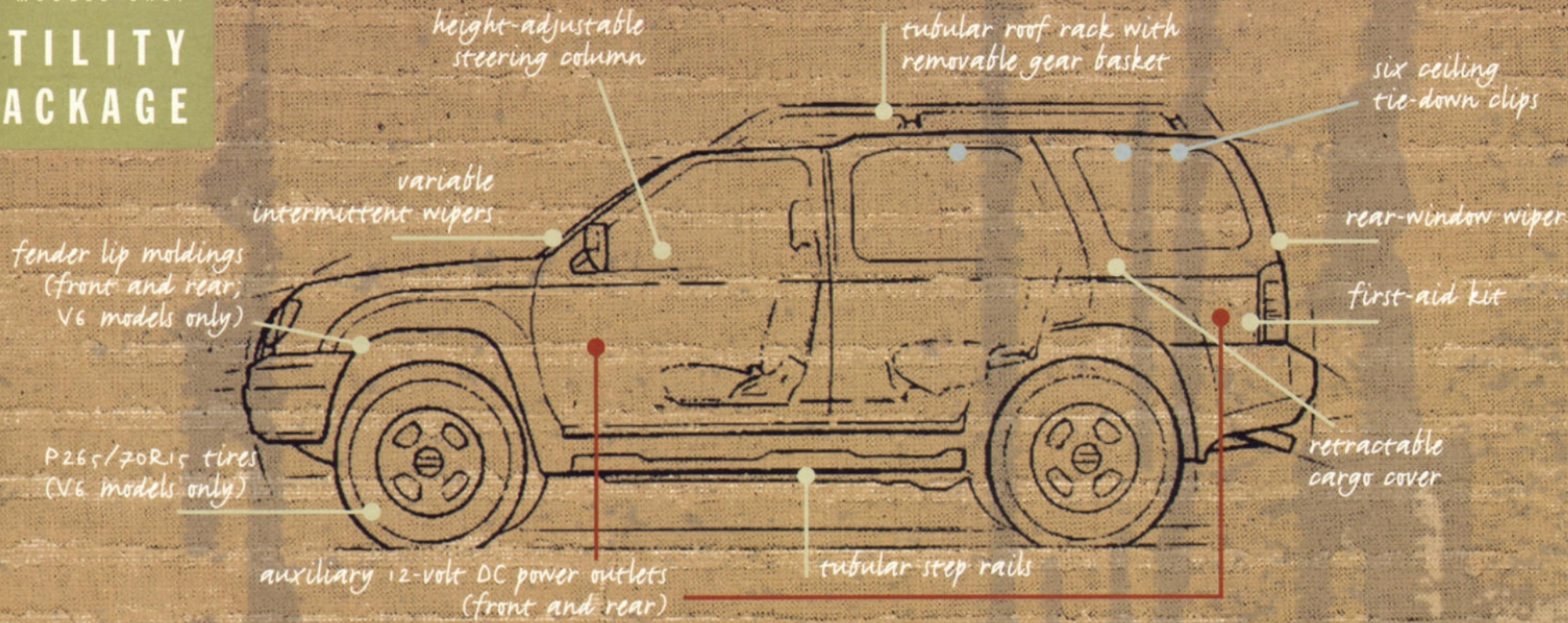
Optional: Auxiliary 12-volt DC power outlets (front and rear) • First-aid kit • Height-adjustable steering column
(All part of Utility Package)

Optional: Power windows • Power door locks • Remote keyless entry • Vehicle security system • Cruise control • Map lights
(All part of Power Package)

Auxiliary 12-volt DC power outlets (front and rear)
First-aid kit
Height-adjustable steering column
Power windows
Power door locks
Remote keyless entry
Vehicle security system
Cruise control
Map lights
Visor vanity mirror
Titanium-tinted gauges

XE MODELS ONLY

UTILITY PACKAGE



ADDITIONAL PACKAGES ON BACK



X TERRA PACKAGES AND AUDIO

SPORT PACKAGE — XE (V6) ONLY

This package requires Utility Package.

Alloy wheels • Fog lights • Front tow hook • Limited-slip rear differential

POWER PACKAGE — XE (V6) ONLY

This package requires Utility Package.

Power windows • Power door locks • Power mirrors • Cruise control • Remote keyless entry • Vehicle security system • Map lights • Fabric door trim

AUDIO SYSTEMS

AM / FM / cassette audio system

Standard on XE (4-cyl.): 60-watt with twelve FM presets; auto-reverse cassette with automatic program search and Dolby® Noise Reduction; four speakers; digital clock

AM / FM / CD audio system

Standard on XE (V6): 100-watt with twelve FM presets; CD player with random play and repeat features; six premium speakers including tweeters; digital clock

Premium AM / FM / CD / cassette audio system

Standard on SE: 100-watt with twelve FM presets; auto-reverse cassette with automatic program search and Dolby® Noise Reduction; CD player with random play and repeat features; six premium speakers including tweeters; digital clock

X TERRA MEASUREMENTS

CAPACITIES		4-CYL. ENGINE	V6 ENGINE
		Man. Trans.	Man. Trans. (Auto. Trans.)
Total payload – lbs	1,300	1,000 (1,000)	
Roof-rack capacity* – lbs	125	125 (125)	
Towing capacity – lbs	3,500	3,500 (5,000)	
Tongue weight – lbs	350	350 (500)	
Fuel tank – gals.	19.4	19.4 (19.4)	
DIMENSIONS (IN.)		4x2	4x4
Wheelbase	104.3	104.3	
Overall length	178.0	178.0	
Overall width	70.4 (78.7 with mirrors)	70.4 (78.7 with mirrors)	
Overall height	69.8 (73.6 with roof rack*)	69.6 (74.0 with roof rack*)	
Tread width – front / rear	60.0 / 59.3	60.0 / 59.3	
Cargo volume – cu. ft.	44.5, seatbacks up 65.6, seatbacks down	44.5, seatbacks up 65.6, seatbacks down	
Head room – front / rear	38.6 / 37.8	38.6 / 37.8	
Shoulder room – front / rear	54.5 / 54.4	54.5 / 54.4	
Leg room – front / rear	41.4 / 32.8	41.4 / 32.8	
Hip room – front / rear	52.0 / 51.9	52.0 / 51.9	

4x2 CURB WEIGHTS (LBS)	XE (4-cyl.)	XE (V6)	SE
Manual transmission	3,504	3,668	3,821
Automatic transmission	N / A	3,698	3,858
4x4 CURB WEIGHTS (LBS)		XE (V6)	SE
Manual transmission		3,933	4,092
Automatic transmission		3,964	4,130
4x2 EPA MILEAGE ESTIMATES**	CITY / HWY		SE
Manual transmission – city / hwy	XE (4-cyl.)	XE (V6)	SE
	19 / 24	17 / 19	17 / 19
Automatic transmission – city / hwy	N / A	16 / 19	16 / 19
4x4 EPA MILEAGE ESTIMATES**	CITY / HWY		SE
Manual transmission – city / hwy	XE (V6)	SE	
	16 / 18	16 / 18	
Automatic transmission – city / hwy	15 / 19	15 / 19	

MEASUREMENTS

N / A – Not applicable.

* If equipped.

** 2000 EPA fuel economy estimates. Actual mileage may vary with driving conditions – use for comparison only.

XTERRA

For the name of your nearest Nissan retailer or for specific product brochures, call 1-800-239-8810 toll-free.

Or call 1-800-NISSAN-1 for answers to product-related issues and solutions to your transportation needs. You may also visit our website at nissandriven.com.

CONSUMER INFORMATION

Every Nissan offers you the protection of New Vehicle Limited Warranties with 3-year/36,000-mile "bumper-to-bumper" basic coverage and 5-year/60,000-mile powertrain coverage.*

Security+Plus

For extra peace of mind, add Nissan's own Security+Plus® Vehicle Protection Plan. Ask for it by name; it's the only extended service agreement approved by Nissan. Security+Plus – available in a variety of comprehensive coverages – is convenient, economical and provides long-term mechanical protection.

Finance Choices

When you buy or lease with *SignatureFINANCING*™ from Nissan Motor Acceptance Corporation (NMAC), you've made a wise choice. Because with NMAC you get a partner dedicated to one business – providing lease and loan financing for Nissan vehicles.** And a company committed to one goal – exceptional customer service. *SignatureFINANCING* offers attractive rates and terms, fast response, and financing that is simple, flexible and convenient. Only for Nissan customers, and only from Nissan Motor Acceptance Corporation. Visit your Nissan retailer for more information.

Parts, Accessories and Service

When it comes to parts and accessories for your Nissan vehicle, be sure to select Genuine Nissan Products. Every part is made to the same exacting standards as the original by the people who built your vehicle in the first place. And they are the only parts to carry our factory-backed warranty. At your Nissan retailer, you'll also find factory-trained technicians to service your Nissan, using the most up-to-date diagnostic equipment.

treadlightly!



As a founding member of the "Tread Lightly!" program, we join the organization in asking you to help preserve our natural surroundings and the animals that call those areas home. Please stay on designated roads at all times. And when you visit our country's wild lands, keep in mind: the most welcome guests are those who tread lightly and leave a good impression.

NISSAN family SEDANS

MAXIMA®

Flagship luxury. Sports-car performance. Cars like it: 0.

ALTIMA®

Unexpected luxury at an affordable price.

SENTRA®

Lasting dependability; spirited performance.

PATHFINDER®

Premium equipment for every terrain.

XTERRA™

Sport. Utility. Vehicle. Period.

QUEST®

Family fun with a grown-up point of view.

FRONTIER®

The tough truck you can depend on.

FRONTIER® CREW CAB

The first compact pickup with four front-hinged doors.

MULTIPURPOSE VEHICLES

*For complete information concerning coverage, conditions and exclusions, contact your Nissan retailer and read the actual warranty.

**For some leases, NMAC acts as a servicer for Nissan-Infiniti LP.



All illustrations, photographs and specifications in this publication are based on the latest product information available at the time of printing. Availability and delivery times for particular models or equipment may vary.



DRIVEN™

Nissan North America, Inc. reserves the right to make changes at any time, without prior notice, in prices, colors, materials, equipment, specifications, and models, and to discontinue models or equipment. Specifications, options and accessories may differ in Hawaii, U.S. territories and other countries. For additional information on availability, options or accessories, contact your Nissan retailer.

xterra1.com

© 1999 Nissan North America, Inc.
2000 Nissan Xterra. 0006-5/99-400M-CGL
Printed in U.S.A. nissandriven.com