





ESCAPE



> ESCAPE



ESCAPE 



THE POWER TO ESCAPE



> The power source -
Escape's 3.0 L V6 engine.

> With the 3.0 litre Ford Duratec V6 engine in 4WD Escape... you can. The power to go anywhere you want to go. To do anything you want to do. It's a lifestyle. Ford Escape. Be empowered.

ESCAPE 

**CHOOSE
YOUR
MEANS
OF ESCAPE.**



> Or, the Escape of your means: Escape XLS or Escape XLT. Both give you options other urban dwelling vehicles don't. Like turning cement into sand, or into a mountain stream.

Escape XLT shown.



ESCAPE 

**ESCAPE
MECHANISMS.**

> Escape's full time 4WD system is Ford's proven and smart Control Trac II. It negotiates sticky situations automatically, applying the right amount of power to the front and rear wheels. You get 4-wheel independent suspension, rack and pinion power steering, the security of power front disc brakes (ABS on XLT) and 4-speed automatic transmission.



Escape XLT shown.




INSIDE,
IT'S A
GREAT
ESCAPE.

> It's such a great driving experience, with power windows, standard CD player (6-stacker on XLT). And cool with standard air conditioning. Plus a stack of other great features.



Escape XLT shown.



> It's reassuring to know Escape is fitted with dual front airbags.




> This 4WD lock-up feature is great for off-roading in slippery conditions.



> Leaving the city behind is easy with the Escape XLT's Cruise Control.



PLAN
YOUR
ESCAPE.



Escape XLT shown.

> A range of different accessories allows you to transform your Escape into a vehicle that suits your personal lifestyle. Not only that, with genuine Ford accessories you know they've been tested by Ford and they'll look right and fit right.



> Side steps make it easier to make a quick escape - look good too.



> When your escape path gets rough, a grille guard offers protection.



> You can't escape the fact that this body colour rear spoiler adds a lot of extra style.



ESCAPE
CONVENTION.

> In a conventional vehicle you are forced to conform. In an Escape you're free. Thanks to versatile seating and cargo arrangements and a number of extremely useful accessories like those shown here.



Take your lifestyle with you
- roof rack adapters for bike,
skis and surfboards.



Watch movies and play games
> anywhere with a Rear
Entertainment Xtreme (REX) unit.

Escape XLT shown.



**A REWARDING
OWNERSHIP
EXPERIENCE.**

A great vehicle is just the beginning.

After you've bought your new Escape, we support you with a wide range of services that aim to make you one of the most satisfied vehicle owners in Australia.

3 year/100,000 km new car warranty.*

For three years or 100,000 km, whichever comes first, your Ford is covered against any defects in factory materials or workmanship. This also applies to the Ford approved accessories you may have had fitted before you took delivery.

5 year warranty against perforation corrosion.#

It's reassuring to know that the original body of your gleaming new Ford is guaranteed against perforation corrosion for the first five years of its life. If perforation corrosion occurs, we'll fix it for free.

Financing your vehicle?

Ford Credit is the world's largest automotive finance company, and offers approved applicants a range of specialised products to meet their financial needs. These include consumer loans, Corporate Hire Purchase, Ford Leasing and Red Carpet Options. For further information, ask at your Authorised Ford Dealer.

Want to contact us?

For answers to your questions, or help with any problem, contact our Customer Relationship Centre. Free call 1800 333 306. You'll find us responsive to your needs.

Running a fleet?

Our Fleet Communications Centre is available to assist fleet customers with information on Ford products and services. Call: 1800 673 207.

Visit us on the web.

If you want more information on the Ford product range, visit us on the Internet at www.ford.com.au

Your Ford Dealer will be able to tell you more about how Ford looks after you long after you've bought your vehicle.

Conditions and exclusions apply. See your Authorised Ford Dealer for details.

This brochure is designed to provide you with a general introduction to the Ford Products (including available optional equipment) referred to, and should be read in conjunction with the latest specification sheet. Because of changes in conditions and circumstances Ford* reserves the right, subject to all applicable laws, at any time, at its discretion, and without notice, to discontinue or change the features, designs, materials, colours and other specifications and the prices of their products, and to either permanently or temporarily withdraw any such products from the market without incurring any liability to any prospective purchaser or purchaser. The latest specification sheet should be referred to for information on the availability, ordering and use of optional equipment. Always consult an Authorised Ford Dealer for the latest information with respect to features, specifications, prices, optional equipment and availability before deciding to place an order. *FORD MOTOR COMPANY OF AUSTRALIA LIMITED. (A.B.N. 30 004 116 223) Registered Office: 1735 Sydney Road, Campbellfield, Victoria 3061, Australia. Printed February 2001. FCL 3014



ESCAPE > FEATURES > ACCESSORIES

Mechanical

4 speed electronic control automatic transmission with lockup torque converter and overdrive

XLS XLT

• •

Four wheel independent suspension

• •

McPherson strut front suspension

• •

Independent rear suspension with double lateral link and trailing arms

• •

Front stabiliser bar

• •

Power assisted brakes

• •

Ventilated front disc brakes

• •

Rear drum brakes

• •

Power assisted rack and pinion steering

• •

Full time four wheel drive (4X4) with auto torque proportioning through rotary blade coupling and 50/50 lockup mode

• •

Auto turn off headlights

• •

Safety and Security

Exterior

Medium charcoal bodyside cladding at the bottom of doors

Black full grip ergonomic door handles

Front grille with black surround and black mesh center

Front grille with chrome surround and black mesh center

Rear mud flaps

Aerodynamic styled halogen headlamps

Roof rack with horizontal carry bars

Front and rear tow hooks

Medium charcoal front bumper

Medium charcoal rear bumper

Adjustable interval rear wiper

15" x 6" Styled steel wheels

16" x 7" 5 spoke alloy wheels

P225/65 R15 tyres

P235/65 R16 tyres

XLS XLT

• •

• •

•

• •

• •

• •

• •

• •

• •

• •

• •

•

• •

•

• •

XLS XLT

• •

• •

•

• •

• •

•

• •

•

• •

• •

• •

• •

• •

•


• •

• •





 **ESCAPE**



ESCAPE > FEATURES > ACCESSORIES

Mechanical	XLS	XL ^T	Exterior	XLS	XL ^T		XLS	XL ^T
4 speed electronic control automatic transmission with lockup torque converter and overdrive	●	●	Medium charcoal bodyside cladding at the bottom of doors	●	●	Tilt adjustable steering wheel	●	●
Four wheel independent suspension	●	●	Black full grip ergonomic door handles	●	●	Illuminated entry	●	●
McPherson strut front suspension	●	●	Front grille with black surround and black mesh center	●	●	Center storage bin with storage compartment in lid	●	●
Independent rear suspension with double lateral link and trailing arms	●	●	Front grille with chrome surround and black mesh center	●	●	Driver and passenger sunvisors	●	●
Front stabiliser bar	●	●	Rear mud flaps	●	●	Passenger covered vanity mirror	●	●
Power assisted brakes	●	●	Aerodynamic styled halogen headlamps	●	●	Driver covered vanity mirrors	●	●
Ventilated front disc brakes	●	●	Roof rack with horizontal carry bars	●	●	Front door map pockets driver/passenger	●	●
Rear drum brakes	●	●	Front and rear tow hooks	●	●	Seat back pockets	●	●
Power assisted rack and pinion steering	●	●	Medium charcoal front bumper	●	●	Cargo sack net	●	●
Full time four wheel drive (4X4) with auto torque proportioning through rotary blade coupling and 50/50 lockup mode	●	●	Medium charcoal rear bumper	●	●	Driver lumbar adjustment	●	●
Auto turn off headlights	●	●	Adjustable interval rear wiper	●	●	Driver seat height adjustment	●	●
Safety and Security			15"x 6" Styled steel wheels	●	●	60/40 split rear seat	●	●
ABS - 4 channel anti lock braking system	●	●	16"x 7" 5 spoke alloy wheels	●	●	Drivers foot rest	●	●
Driver and front passenger air bag	●	●	P225/65 R15 tyres	●	●	Manual exterior mirrors	●	●
Adjustable top mount front inertia seat belts	●	●	P235/65 R16 tyres	●	●	Power exterior mirrors	●	●
Pyrotechnic front seat belt pretensioners	●	●	P215/70 R15 on 15" steel spare wheel	●	●	Remote fuel door release	●	●
Front seat belt grabbers	●	●	Interior			Childproof rear door locks	●	●
Roof mounted child seat tether anchorage	●	●	Electronic AM/FM stereo radio	●	●	Cargo room lamp	●	●
Separate two way adjustable front headrests	●	●	Single slot CD player	●	●	Lockable glove box	●	●
Separate two way adjustable rear headrests	●	●	6 Stack CD changer	●	●	4 cup holders	●	●
Anti submarining front seats	●	●	Cassette player	●	●	Cargo floor hooks	●	●
Brake system fail, parking brake, seat belt, door/liftgate ajar warning lights	●	●	4 Speakers	●	●	Cargo area power outlet 12 volts	●	●
Removable cargo cover	◇	●	Cruise control	●	●	Passenger assist grip front/rear	●	●
Head light warning chime	●	●	Sporty white faced instrument cluster	●	●	Options and Accessories		
SecuriLock passive anti-theft system with perimeter alarm	●	●	Tachometer	●	●	REX (Rear Entertainment Xtreme)	◇	◇
Engine Immobiliser	●	●	Speedometer	●	●	Towbar	◇	◇
Remote central locking	●	●	Odometer	●	●	Side steps	◇	◇
Side intrusion beams	●	●	Trip meter	●	●	Front grille guard	◇	◇
Front fog lights	●	●	Oil pressure gauge	●	●	Bike carrier	◇	◇
High mounted stop lamp	●	●	Battery gauge	●	●	Ski/Snowboard carrier	◇	◇
Tinted glass on all windows	●	●	Adjustable panel illumination	●	●	Rear spoiler	◇	◇
Energy absorbing front structure, steering column and knee bolsters	●	●	Air conditioning	●	●	Weathershields	◇	◇
			Heater with re-circulation	●	●	Bonnet protector	◇	◇
			Rear heater ducts	●	●	Headlamp guards	◇	◇
			Variable intermittent wipers	●	●	Escape embossed carpet mats	◇	◇
			Power windows with one touch down on driver window	●	●			
			Power window lockout	●	●			

◇ Accessory (dealer fitted at extra cost) ● Standard



ESCAPE > SPECIFICATIONS

Engine	XLS and XLT	
Engine	3.0 L Duratec quad cam EFI V6	
Bore & stroke (mm)	89.0 x 79.5	
Cylinder head	Diecast aluminium alloy	
Displacement (cc)	2967	
Compression ratio	10:1	
Fuel system	Electronic sequential fuel injection	
Fuel (octane rating)	91	
Max power output kW/rpm	150/5900	
Max torque Nm/rpm	266/4700	
Cylinders	V6	

Steering	XLS	XLT
Power assisted, rack and pinion system lock to lock turns	2.9	2.9
Minimum turning circle (metres)	10.8	11.2
Steering ratio	16.8:1	16.8:1

Dimensions	XLS and XLT	
Exterior (mm)		
Overall length	4415	
Overall height	1775	
Overall width	1825	
Wheelbase	2620	
Front track	1555	
Rear track	1550	
Front overhang	848	
Rear overhang	927	
Ground clearance	200	
Interior (mm)		
Front headroom	1026	
Front legroom	1057	
Front shoulder room	1430	
Front hiproom	1356	
Rear headroom	997	
Rear legroom	938	
Rear shoulder room	1420	
Rear hiproom	1244	

General	XLS	XLT
Kerb weight (kg)	1568	1568
Gross vehicle mass (GVM)	2054	2054
Fuel tank capacity (litres)	61	61
Luggage capacity (litres)	935 ^{SH} 1792 ^{SH}	935 ^{SH} 1792 ^{SH}
Approach angle	28.5°	28.5°
Departure angle	22 ^{SH}	22 ^{SH}

Suspension	XLS and XLT	
Front	MacPherson Struts Independent rear suspension	
Rear	Stabiliser bar Recessional toe in Alignment cams	
Brakes	Four channel anti-lock brakes on XLT model Front ventilated discs - diameter 278 mm Rear Drum brakes - diameter 229mm	

Transmissions and Ratios	XLS and XLT	
1st gear ratio	4-speed automatic 2.889	
2nd gear ratio	1.571	
3rd gear ratio	1.000	
4th gear ratio	0.698	
Reverse ratio	2.310	
Final drive ratio	3.776	

Selected Fuel Consumption Data	This data is based on AS2877 Tests conducted for Ford	
CITY L/100km	4-speed automatic 13.0	
HIGHWAY L/100km	8.0	

These figures are provided to assist you in comparing the fuel consumption of Escape with other vehicles. The actual fuel consumption you achieve will depend, however, on many factors, including your driving habits, the prevailing conditions and your vehicle's equipment, condition and use.

Towing Capacity (Subject to applicable State and Territory regulations)
Ford approved tow bar, 1600kg towing capacity (automatic).
An accessory tow bar is available from your Authorised Ford Dealer, fitting to be arranged by the purchaser. Consult your Authorised Ford Dealer for the latest information with respect to the specifications and the availability of the accessory tow bar. The actual towing capability and performance of a vehicle will depend on many factors including the suitability of the caravan, trailer, etc. the conditions, road gradient terrain and other prevailing conditions.

Footnotes:

- (a) With rear seats upright
(b) With rear seats folded down
(c) Measured to exhaust

3 YEAR/100,000 km WARRANTY

Every new Ford car and light truck purchased includes a comprehensive 3 Year/100,000 km "Bumper to Bumper" warranty. It covers your Ford against defects in factory materials or workmanship for the first 3 years or 100,000km - whichever occurs first. When fitted prior to vehicle delivery, Ford Approved Accessories are also covered by the Ford 3 Year/100,000 km Express New Vehicle Warranty.

FORD MOTOR COMPANY OF AUSTRALIA LIMITED A.C.N. 004 116 223
Registered office: 1735 SYDNEY ROAD, CAMPBELLFIELD, VICTORIA 3061

About this specification sheet: This sheet is designed to provide you with selected specification data for the Ford products which have been described in a general way in the relevant brochure. Because of changes in conditions and circumstances Ford reserves the right, subject to all applicable laws, at any time, at its discretion, and without notice to discontinue or change the features, designs, materials, colours and other specifications and the prices of its products, and to either permanently or temporarily withdraw any such products from the market without incurring any liability to a prospective purchaser or purchaser. Because of variations which occur in manufactured products, all capacities, measurements, dimensions and weights quoted in the relevant brochure and this specification sheet should be taken as approximate only. Always consult Authorised Ford Dealer for the latest information with respect to features, specifications, prices optional equipment and availability before deciding to place and order. FOL 3187

