



You can go a lot of places on good looks alone.

2 0 0 1

**GRAND
VITARA
XL-7**

 **SUZUKI**



2 0 0 1

Where looks won't work, we've got four-wheel drive.

**GRAND
VITARA**
XL-7



safetyandengineering

It's no secret that real beauty comes from within. The XL-7 is built on a sound platform cleverly engineered so that the deeper you look, the more there is to appreciate. To begin with, the sturdy **ladder frame** is fully boxed and designed with built-in **crumple zones** at the front and rear. In a frontal or rear collision, the crumple zones act like buffers. They deform in a progressive manner to absorb and dissipate impact energy to help reduce the overall crash forces acting upon the occupants. To help protect occupants in a side impact, the body features a **steel-reinforced passenger compartment** utilizing **high-tensile-strength steel** in the A, B and C pillars. Additionally, the doors are equipped with **side-impact beams**. This combination creates a hardened barrier against side-impact forces to help keep you safe.

On the inside, you're protected by **second-generation dual airbags** that deploy with reduced force but are just as effective in cushioning occupant deceleration in a frontal collision. To enhance child safety, the XL-7 features **child-seat tether anchors** that securely hold infant or child seats and **rear-door child safety locks** that prevent unauthorized use.

The XL-7's advanced occupant protection is equally matched by its ability to avoid a collision. After all, avoiding a hazard is the best way to stay safe. Related collision-avoidance features include **daytime running lights**, a power-assisted **rack-and-pinion steering** system, and available **four-wheel ABS**. Clearly the XL-7 doesn't rely entirely on its visual appeal to fit seamlessly into your life. Its good looks are complemented by solid engineering, a well-equipped cabin, and advanced safety technology.






Get the most traction in inclement weather or during off-road excursions by utilizing the available shift-on-the-fly four-wheel-drive system.

The available four-wheel ABS maximizes steering control during heavy braking on slick roads. By preventing lockup, ABS helps you steer clear of an obstacle or hazard.



comfortandversatility





Suzuki engineers are smart enough to know that everybody has different priorities and demands. Which is the reason they designed the XL-7 interior to fit your life. It's the right size to carry just about everything you're likely to need in your daily driving errands. And it's versatile enough to handle that big shopping trip or a long weekend getaway. First of all, it has a standard **adjustable second row of seats**. And it's the only vehicle in its class to offer a **third row of seats**. That works out to **plenty of seating** and room left over for luggage. The second- and third-row seats also have a **split-folding design** so you can carry long items or, for the ultimate in versatility, you can carry a combination of cargo and people.




Whether you're buckled in for a short drive or need to spend all day on the road, the XL-7 provides a remarkably comfortable cabin that fits in with your needs. The **standard front air conditioning system**, for instance, is equipped with a **micron air filtration system**. Not only do you stay cool on a hot day, but the filter screens out annoying dust and pollen so you breathe easy. Even at the height of allergy season. The XL-7 is also the only vehicle in its class to offer an available **rear air conditioning system** that lets rear passengers adjust the amount of cool air directed to their end of the vehicle. Your passengers will also appreciate the **wider doors** that make it easier to access the second- and third-row seats. And once inside, everyone will appreciate the multi-adjustable seats, which are also available in **leather trim**. Because no one seems to travel light these days, the interior is equipped with **17 storage areas**, including a **large sliding tray** under the front passenger's seat. If you're a music fan, you'll need all that storage for the CDs you can enjoy thanks to the available **AM/FM stereo with in-dash CD player**. The speakers are strategically located to provide proper sound imaging for all occupants. And if your passengers don't want to listen to your music, an **extra 12-volt power outlet** will let them energize their own portable CD player, cassette player, video game or they can even plug in a laptop computer. So whether you're working or playing, the XL-7 has everything covered.

performance and handling

When the time is short and the road is long, you'll find the XL-7's engine room always manned and ready. With **170 hp** on call, the **2.7-liter, Quad Cam V6** engine can motivate the XL-7 up steep terrain, cruise effortlessly on the interstate or **tow up to 3,000 lbs.** And with **lots of low-end torque**, the XL-7 can churn along with confidence on a snowy on-ramp or a soggy dirt trail. But the engine technology doesn't end there. The **four overhead cam engine** features a **zero-maintenance timing chain** that's more durable than timing belts. That means reduced maintenance costs and enhanced dependability. You'll also find a **direct ignition system** for reliability and increased efficiency as well as specially tuned **hydraulic engine mounts** to help reduce vibration and noise.

Getting that power to the pavement, or the dirt, is the job assigned to the XL-7's rugged but supple suspension and available **shift-on-the-fly four-wheel drive**. After all, the best places to fish, swim or just enjoy a great view aren't always blessed with a paved road. At the front is an independent **MacPherson strut** design with a **strut-tower brace** to reduce body flex and increase steering precision. At the rear, a solid axle is located by **five sturdy links** to control suspension movement and ensure predictable tracking and confident cornering. Topping off the suspension are **16-in. tires** that provide a large contact patch for excellent traction and road-holding on a variety of road surfaces. So whether you crave off-road adventures or have never even seen a dirt trail, the XL-7 has the power, looks and finesse to fit right into your daily driving or your most ambitious vacation plans.





towingandaccessories

The XL-7's capacity to get all your recreational gear to your favorite spot isn't limited to what it can carry inside. With its 3,000-lb. towing capacity, it can tow anything you need for fun. And if you need a bit more room for cargo, the accessory **removable roof rack system** provides up to 100 lbs. of additional cargo capacity. You can configure this rack system with specialized modules including a **luggage basket**, **bicycle rack** and **ski/snowboard module**. The rack installs quickly without the need for tools, and the accessory **8-piece lock set** will keep all your gear secure when your vehicle is unattended. To help protect your vehicle, the accessory **front grille guard** will keep overhanging brush at bay.

To personalize your new XL-7, you can choose a **simulated wood or carbon-fiber dash trim set**. Made of precision molded resin, they're designed for sporty good looks, durability and easy installation.

Easily installed on the rear door, the **rear door net** provides plenty of usable storage for road essentials. It keeps small items handy, organized and secure.

Splash guards help protect your vehicle's finish from mud, pebbles and road debris.

WARRANTY

We're behind you. When you purchase a new automobile, you buy the company that built it. And when you drive home in your new Suzuki, we go with you via a warranty to protect and cover your new vehicle. Here's what our New Vehicle Limited Warranty covers: all components of the vehicle as supplied by Suzuki for 36 months or 36,000 miles, whichever comes first. The battery is covered for 24,000 miles. You needn't worry about a deductible. There isn't one. Any repairs to correct defects in materials will be made with no charge for parts or labor. Should original body sheet metal panels develop perforation due to corrosion, they're covered for 36 months, with no limit on mileage. Tires are covered by a separate warranty from the tire manufacturer. Our warranty covers so much because we're so confident in the vehicles we build, and we think owning a Suzuki should be as comfortable and as enjoyable as driving one. For complete details of our warranty, please see your authorized Suzuki dealer.

COURTESY VEHICLE PROGRAM

The Warranty Repair Courtesy Vehicle Program is administered through your Suzuki dealer and Enterprise Rent-A-Car. As a retail non-commercial or lease customer, if your Suzuki vehicle is rendered inoperable, unsafe or illegal to operate and is required to stay overnight at a Suzuki dealer to complete a warranty repair during the 36-month/36,000-mile new vehicle warranty period, your Suzuki dealer will provide a courtesy rental vehicle through Enterprise Rent-A-Car.

This coverage for a warranty-related covered repair is limited to a maximum of 5 days when parts and labor are required and maximum of 3 days on labor-only repairs at a maximum of \$30.00 per day, and does not include additional insurance coverage or fuel used. Driver must meet rental requirements imposed by Enterprise Rent-A-Car.

specifications and features



Cool Beige Metallic (ZA4)



Silky Silver Metallic (Z2S)



Catseye Blue Metallic (Z2U)




Black Pearl (Z5)



Grove Green Metallic (Z2T)



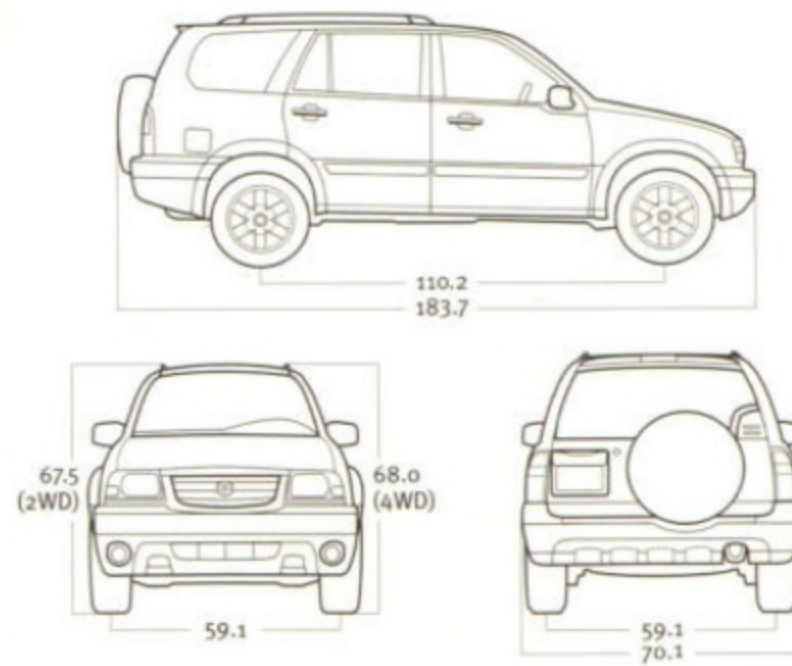
Burgundy Pearl (ZA3)



White Pearl (ZA5)



Gray Fabric
(Leather available on Limited)



EXTERIOR DIMENSIONS

Wheelbase (in.)	110.2
Length (in.)	183.7
Height (in.)	67.5 2WD/68.0 4WD
Turning circle (ft.)	38.7
Minimum running ground clearance (in.)	7.0 2WD/7.5 4WD

INTERIOR DIMENSIONS

Headroom, front/rear (in.)	40.0/39.2
Legroom, front/rear (in.)	41.4/36.4
Shoulder room, front/rear (in.)	52.8/53.0

CURB WEIGHT

	Manual	Automatic
2WD (lbs.)	3582	3582
w/sunroof	—	3626
4WD (lbs.)	3703	3703
w/sunroof	3748	3748

CAPACITIES

Passengers	7
Cargo capacity, all seats up (cu. ft.)	6.6
With 3rd-row seats down (cu. ft.)	37.0
With 2nd- & 3rd-row seats down (cu. ft.)	73.0
Towing, standard (lb.)	3000
Fuel (gal.)	16.9

EPA FUEL ECONOMY ESTIMATES (MPG)

2WD Manual: city/highway	18/20
2WD Automatic: city/highway	17/20
4WD Manual: city/highway	17/20
4WD Automatic: city/highway	17/20

DRIVE RESPONSIBLY: BUCKLE UP FOR SAFETY – DON'T DRINK AND DRIVE.

NOTE: Sport Utility Vehicles handle differently from ordinary passenger cars. Caution: avoid sharp turns and abrupt maneuvers. Always wear your seatbelt. For specific details, please read your owner's manual for on- and off-road driving tips. Specifications and equipment based on information available at time of printing and subject to change without notice, and may differ in each sales area. Some vehicles shown with optional equipment. For more details on 2001 options, accessories, and specifications, contact your local Suzuki dealer. Tread Lightly! On Public and Private Land. Along with concerned conservationists everywhere, Suzuki urges you to preserve your future off-road driving opportunities by showing respect for the environment, local laws, and the rights of others. To avoid injury from an airbag: always place children twelve years old and under in the rear seat; always move both driver and passenger seats as far back from airbag as practical; never transport a child in a rear facing child seat in the front seat; always use the seatbelts and buckle up properly.

MECHANICAL

2.7-liter, V6, 24-valve, Quad Cam engine
Horsepower @ rpm 170 @ 5,500
Torque ft.-lbs. @ rpm 178 @ 4,000
4-speed automatic transmission
5-speed manual transmission
Shift-on-the-fly 4WD
Zero-maintenance, self-adjusting, 2-stage timing chain
Liquid-filled motor mounts
Power-assisted rack-and-pinion steering
Steel ladder-frame with integrated crumple zones
5-link, coil-spring rear suspension
Strut-tower brace
Fuel tank skid plate

EXTERIOR

16" aluminum wheels
Multi-reflector halogen headlamps
Privacy glass
Fog lamps
Roof rails
Rear spoiler
Rear wiper and washer

SAFETY

Second-generation dual airbags
Front seatbelt pretensioners
4-wheel ABS
Integrated front and rear crumple zones
Side-impact door beams
Daytime running lights
Automatic lighting system
Keyless remote entry
Rear-door child safety locks
Child-seat tether anchors
First aid kit

INTERIOR

Adjustable 2nd-row seats
Air conditioning with micron air filtration system
Rear air conditioning with separate controls
Power windows
Power door locks
Power mirrors
AM/FM cassette stereo with in-dash CD
AM/FM stereo with in-dash CD
Power tilt and slide sunroof
Cruise control
7-position tilt steering wheel
12-volt accessory socket
Adjustable armrests
Cargo-area light
Below-deck storage compartment
Below-seat storage bin
Split-folding 2nd- and 3rd-row seatbacks
Leather seating
Rear window defroster

2WD				4WD			
S	P	T	LTD	S	P	T	LTD

S	S	S	S	S	S	S	S
S	S	S	S	S	S	S	S
S	S	S	S	S	S	S	S
A	A	S	S	A	A	A	S
S	S	-	-	S	S	S	-
-	-	-	-	S	S	S	S
S	S	S	S	S	S	S	S
S	S	S	S	S	S	S	S
S	S	S	S	S	S	S	S
S	S	S	S	S	S	S	S
S	S	S	S	S	S	S	S
S	S	S	S	S	S	S	S

-	S	S	S	-	S	S	S
S	S	S	S	S	S	S	S
S	S	S	S	S	S	S	S
A	A	S	S	A	A	S	S
S	S	S	S	S	S	S	S
-	-	S	S	-	-	S	S
S	S	S	S	S	S	S	S

S	S	S	S	S	S	S	S
S	S	S	S	S	S	S	S
-	-	S	S	-	-	S	S
S	S	S	S	S	S	S	S
S	S	S	S	S	S	S	S
S	S	S	S	S	S	S	S
S	S	S	S	S	S	S	S
S	S	S	S	S	S	S	S
S	S	S	S	S	S	S	S
S	S	S	S	S	S	S	S

S	S	S	S	S	S	S	S
S	S	S	S	S	S	S	S
-	S	S	S	-	S	S	S
S	S	S	S	S	S	S	S
S	S	S	S	S	S	S	S
S	S	S	S	S	S	S	S
-	-	S	S	-	-	S	S
-	-	S	S	-	-	S	S
S	S	S	S	S	S	S	S
S	S	S	S	S	S	S	S
S	S	S	S	S	S	S	S
S	S	S	S	S	S	S	S
S	S	S	S	S	S	S	S
S	S	S	S	S	S	S	S
-	-	-	S	-	-	-	S
S	S	S	S	S	S	S	S

S - XL-7 Standard P - XL-7 Plus
T - XL-7 Touring LTD - XL-7 Limited

S - Standard A - Available



Grand Vitara XL-7



Grand Vitara



Vitara 4-Door



Vitara 2-Door



Esteem Wagon



Esteem Sedan



Swift

Since its beginnings in Japan in 1920, Suzuki Motor Corporation has been committed to distributing and manufacturing innovative, high-quality products. Sold in over 170 countries worldwide, Suzuki provides environmentally friendly, state-of-the-art engineering that is designed on the basis of comfort, economy and fuel efficiency to fit into consumers' lifestyles. Since its 1963 founding in California, American Suzuki Motor Corporation's (ASMC) automobile, motorcycle/ATV and marine divisions have introduced award-winning products to an eager U.S. market. Suzuki products have gained a reputation as tough, sporty, practical and value-packed.



IT FITS.™

© 2000 American Suzuki Motor Corporation
 P.O. Box 1100, Brea, CA 92822-1100
 1-877-MY-SUZUKI 1-877-697-8985