

STELLANTIS  
**PRONE**

VADA

# FLEET BUYER'S GUIDE

CHRYSLER

DODGE

FIAT

Jeep

RAM




# COMMERCIAL'S HIGH BAR: RAM PROFESSIONAL

Ram Professional is the Stellantis division that offers top-quality commercial vehicle products and customer support. It provides comprehensive professional services to help businesses thrive.

Ram Professional is built for those who power progress. Designed for trades, fleets, and businesses that demand strength, durability, and capability without compromise. Every truck and van is made for hard work, longevity and to help keep business moving.

Service support includes maintenance contracts, mechanical coverage and 24-hour roadside assistance. Electric Vehicles (EV) are covered with the Free2move Charge program, and businesses with rapidly changing needs will benefit from custom mobility solutions, such as vehicle rentals, subscriptions and mobile parking services.



## THE STELLANTIS FLEET APP: A PRECIOUS RESOURCE

Detailed specifications of all our Fleet-ready vehicles and products are right at your fingertips with the Stellantis Fleet App. Buyer's Guides for Chrysler, Dodge, Jeep®, Ram and FIAT® Brands are served up in an intuitive, touchscreen-friendly format, downloadable at the App Store. It's an indispensable tool for the Fleet sales force and customers alike.



## KNOW YOUR OPTIONS

Stellantis Fleet & Business Solutions is here to help you make the most of our fleet programs, processes and incentives. A call to our Fleet Information Center at 800-999-FLEET (3533) puts you in touch with representatives who will evaluate and recommend the best options available to you. Plus, by clicking on the links on this page, we're providing you direct access to the information, people and departments you need most.

[VIEW ALL  
PHONE  
RESOURCES](#)

[CONTACT US  
ONLINE](#)

[FIND A SALES  
REPRESENTATIVE](#)

[INQUIRE ABOUT  
MAINTENANCE  
AND PARTS](#)

[CONTACT FLEET  
BUSINESS  
RELATIONS](#)

# GIVE YOUR FLEET PREFERRED STATUS

Stellantis Fleet & Business Solutions offers its members access to world-class vehicle lineups across five capable and trusted brands (Chrysler, Dodge, Jeep®, Ram and FIAT®), as well as exclusive discounts, incentives and exceptional priority service. With Stellantis Fleet, you are always first in line.



To become a Fleet member, you must currently be operating 15 or more vehicles or be looking to purchase or lease a minimum of five vehicles. If eligible, you will be given access to our online form and subsequently receive your FAN, which unlocks exclusive discounts, programs and perks.

Once you have received your FAN, you will be eligible to enroll for a web ID. This ID gives you access to our customer hub where you can stay up to date on your vehicle orders and member news.

## FLEET POWERTRAIN CARE 5-YEAR/100,000-MILE LIMITED WARRANTY EXTENSION<sup>(2)</sup> (\$0 DEDUCTIBLE)

A Limited Warranty is provided to owners of 2016 through 2026 model year Chrysler, Dodge, Jeep, Ram and FIAT vehicles (excluding vehicles equipped with diesel engines) purchased specifically for Fleet Government Bid/Leases and Fleet Commercial/Lease orders only.

A wide-angle photograph of a modern, well-lit automotive repair shop. In the foreground on the left, a mechanic in a dark blue uniform and safety glasses is working on the underside of a car that is elevated on a lift. In the foreground on the right, another mechanic in a similar uniform is working on the engine of a car with its hood open. The background shows a clean, organized workspace with various tools, equipment, and a white van parked in the distance. The overall atmosphere is professional and focused on automotive maintenance.

**OUR PROGRAMS ARE DESIGNED  
WITH THE FLEET CUSTOMER IN MIND**



### MOBILISIGHTS: DRIVING PROGRESS THROUGH DATA

Serving as the exclusive source of embedded telematic data from the Stellantis automotive brands and millions of connected cars, Mobilisights, the Stellantis Data Business Unit, works with partners to transform the way fleets operate.

By partnering with Mobilisights, Stellantis Fleet is able to deliver comprehensive data to help maximize the way you manage your fleet. We help manage six brands, over 35 models, over 100 data signals and real-time data. Mobilisights fleet management data packs can enable a multitude of use cases:

**Fleet Optimization:** Track vehicle location and fuel usage to create efficiencies and better manage fleet activity.

**Safety of Your Drivers and Fleet:** Get a clear picture of driver behavior and habits, as well as monitor the health of your vehicles.

**Electric Vehicle (EV) Transition:** Discover potential efficiencies related to EV charging management.

**Productivity:** Data can provide progress reports for your business.



### BENEFITS OF NATIVELY EMBEDDED TELEMATIC DATA INCLUDE:

- Cost Savings: Avoid hardware and installation costs
- Ease of Operation: No downtime, immediate and zero-touch activation
- High-Quality Data: Accurate, granular and reliable data that is validated end to end from vehicle to cloud and curated for processing
- Data Protection: A secure end-to-end data stream protecting vehicle owner's privacy and data integrity
- Flexible Integration: Ready to seamlessly integrate with third-party Fleet Management platforms



# FREE2MOVE: FULL-RANGE MOBILITY SUPPORT

## WE MAKE EV CHARGING EASY

The Free2move Charge ecosystem of simple-to-use electric vehicle charging solutions helps you stay charged and ready. Free2Move Charge Business empowers companies of all sizes with turnkey EV charging hardware, software and services – whether at the depot, at an employee’s home or on the go.

## CHARGING SOLUTIONS FOR PROFESSIONALS

Our business suite includes products and services that simplify and economize EV driving for business. We ensure fast and cost-effective charging on-site, allowing you to manage access and monitor consumption. Your customized solution is installed to meet your on-site specifications, and our maintenance services have your need for consistent power covered. Turnkey solutions for at-home installation include a plug-in (220-volt) or hardwired charging station and charging-cost reporting.

## FREE2MOVE BUSINESS ADVANTAGES

- **Custom Solutions:** Ecosystems tailored to support your fleet size, charging location and other business needs.
- **Business Facilities:** We’ll coordinate chargers, installation, charging management software and maintenance services.
- **Employees’ Homes:** Our coverage sometimes begins at home, providing chargers, preferred partner installation and charging-cost reportings.
- **Charging On the Go:** Enjoy access to a nationwide network of reliable EV charging stations with one intuitive phone app. With it, you’ll find locations, power capabilities, cost, session notifications, payment options, nearby amenities, charging history and more.
- **Advisory Services:** Get expert, tailored support each step of the way as you take your entire business fleet into the future.



## OUR PROMISE

Our “Always Be Charged” Commitment: We believe that Free2Move Charge unlocks the potential of EV driving. Our user-friendly solutions cover all your needs, offering advanced charging options and services accessible from your smartphone – anywhere and anytime. Join the Free2move Charge ecosystem and discover how we’re making it easy to Always Be Charged.




# THE FUTURE OF STELLANTIS FLEET

## ► STELLANTIS TECHNOLOGY

Stellantis is working to reimagine mobility as we know it today and set new benchmarks in our fast-evolving industry.

Shaping the future of mobility means offering innovative and sustainable products and solutions that meet the evolving needs of both customers and the planet.

Through a host of integrated technologies, we are working to satisfy all types of transportation requirements with vehicles that are both attractive and affordable to customers around the world while, at the same time, helping to reduce CO2 emissions.



## ► ELECTRIFICATION

We are in full execution mode on our electrification journey, actively changing how the world moves.


Our course is set. By the end of the decade, we're aiming for 100 percent of sales in Europe and 50 percent of sales in the United States to be Battery Electric Vehicles (BEV). Plus, we plan to offer more than 75 BEV models and reach global annual BEV sales of 5 million units by 2030.



## ► INTELLIGENT VEHICLES

Software is driving an unprecedented transformation in the automotive industry, one that will progressively integrate flexible and customized mobility into our daily lives.

Stellantis has a comprehensive software strategy through which we are reinventing how vehicles are designed, engineered and operated. This enables us to transform the mobility solutions we offer, making them even more customer-centric and connected.



## ► AUTONOMOUS DRIVING

Stellantis is developing Level 2 autonomous driving solutions for the road, and many of our vehicles are already equipped with innovative Advanced Driver Assistance Systems (ADAS).

Building on this, we are working with leading technology partners on further advances in automation to help bring safer and more sustainable mobility to our customers.



# NAUTO: SAFER FLEETS AND ROADS WITH PROTECTED PRIVACY

Preproduction model shown. Actual production model may vary.



Nauto is an in-vehicle safety system that uses predictive AI to reduce collisions and coach drivers in real time.

Nauto is a leader in Artificial Intelligence (AI)-powered safety and operations excellence for commercial fleets. Nauto simplifies day-to-day operations by consolidating driver and fleet safety, risk and core telematics in a driver-friendly platform. Nauto is trusted by over 1,000 fleets worldwide across multiple industries with customers seeing up to an 80% reduction in collisions.

### Why do fleets need to address distracted driving?

- 3,000 fatalities each year are estimated to be caused by distracted driving
- 70% of collision-related losses stem from inattention, not the external risks and aggressive driving that Advanced Driver Assistance Systems and telematics systems address

- 80% of collisions involve some form of driver distraction, typically occurring within three seconds before the crash

### How do customers benefit from using Nauto?

- Up to an 80% reduction in collisions
- Up to 80% of drivers self-improve without the need for coaching
- Rapid Return on Investment in as little as 4.5 months for self-insured fleets

### Works where your drivers do

Nauto detects risks and distracted driving while at night, in the rain and snow, and even when your drivers are wearing sunglasses.

### Empowers drivers to self-coach

Nauto's extraordinarily accurate in-vehicle alerts help drivers self-correct in the moment. Personalized safety scores and even videos enable self-coaching and reduce the need for manager-led coaching. Over 80% of drivers self-improve their driving behaviors without any additional coaching.

### Respect driver policy

The Nauto system uploads video following high-risk events and collisions, maintaining driver privacy and trust. With Nauto, there's no need to record everything, live stream nor drop in unannounced.



# TECHNOLOGY AVAILABILITY

## TRUCKS/COMMERCIAL

## SUV/CROSSOVERS

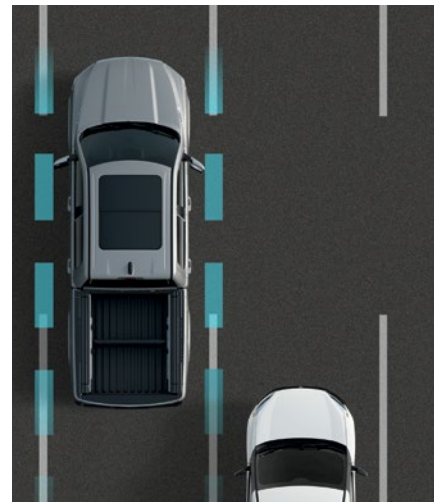
## MINIVANS/CAR

## HEV/EV

## LAW ENFORCEMENT

	Ram ProMaster®	Ram 1500	Ram 2500/3500 Heavy Duty	Ram 3500/4500/5500 Chassis Cab	Jeep® Gladiator	Jeep Wrangler	Jeep Compass	Jeep Grand Cherokee	Jeep Grand Cherokee L	Jeep Grand Wagoneer	Dodge Durango	Chrysler Pacifica/Voyager	Dodge Charger Scat Pack	Jeep Cherokee HEV	FIAT® 500e	Ram ProMaster EV	Jeep Wagoneer S	Dodge Charger Daytona	Jeep Grand Wagoneer Command Operations Vehicle	Dodge Durango Pursuit	Ram 1500 Special Service Vehicle	Ram 2500/3500 Heavy Duty Special Service Vehicle	
<b>SAFETY/SECURITY</b>																							
270° Surround-View Camera System <sup>(4)</sup>				■																			
360° Surround-View Camera System <sup>(4)</sup>	■	■	■					■	■	■		■	■	■		■	■	■	■		■	■	
Active Driving Assist System <sup>(5)</sup>	■	■	■					■	■	■			■			■	■	■	■		■	■	
Active Lane Management System <sup>(5)</sup>		■	■					■	■	■			■			■	■	■	■		■	■	
Adaptive Cruise Control (ACC) <sup>(6)</sup>																							
ACC with Stop <sup>(6)</sup>			■	■	■	■					■									■		■	
ACC with Stop and Go <sup>(6)</sup>	■	■						■	■	■		■	■	■		■	■	■	■		■	■	
Auto High-Beam Headlamp Control	■	■	■	■	■	■		■	■	■	■	■	■	■		■	■	■	■		■	■	
Blind Spot Monitoring (BSM) <sup>(7)</sup> and Rear Cross-Path Detection System <sup>(4)</sup>	■	■	■		■	■		■	■	■	■	■	■	■		■	■	■	■		■	■	
BSM <sup>(7)</sup> and Rear Cross-Path and Trailer Detection System <sup>(4)</sup>		■	■							■				■			■				■	■	
Cargo-View Center High-Mounted Stop Lamp (CHMSL) Camera <sup>(4)</sup>			■	■																		■	
Crosswind Assist	■																						
Drowsy-Driver Detection System <sup>(6)</sup>	■	■	■	■	■	■		■	■	■		■	■	■		■	■	■	■		■	■	
Electric Park Brake	■	■	■					■	■	■		■	■	■		■	■	■	■		■	■	
Electronic Roll Mitigation	■	■	■	■	■	■		■	■	■	■	■	■	■		■	■	■	■		■	■	
Electronic Stability Control (ESC) <sup>(8)</sup>	■	■	■	■	■	■		■	■	■	■	■	■	■		■	■	■	■		■	■	
Emergency Vehicle Alert System (EVAS)			■	■						■												■	
Evasive Steer Assist <sup>(9)</sup>		■																				■	
Front Camera <sup>(4)</sup> Washer														■				■					
Front Tire-to-Curb Monitor Camera <sup>(4)</sup>													■					■					
Full-Speed Forward Collision Warning Plus <sup>(9)</sup>	■	■	■	■	■	■		■	■	■	■	■	■	■		■	■	■	■		■	■	
Hands-Free Active Driving Assist System <sup>(5)</sup>		■						■	■	■													
High-Speed Overtake Warning													■					■					
Hill Start Assist	■	■	■	■	■	■		■	■	■	■	■	■	■		■	■	■	■		■	■	
Intelligent Speed Assist (ISA) <sup>(10)</sup>	■												■					■					
Intersection Collision Assist System <sup>(11)</sup>		■						■	■	■			■					■			■		
LaneSense® Lane Departure Warning Plus <sup>(5)</sup>	■										■												
LaneSense Lane Departure Warning with Lane Keep Assist <sup>(5)</sup>				■								■											
LED Front Fog Lamps with Cornering Function	■	■	■	■				■	■	■												■	
LED Headlamps		■	■	■				■	■	■	■	■	■	■		■	■	■	■		■	■	
LED Headlamps/Taillamps	■	■	■		■	■		■	■	■	■	■	■	■		■	■	■	■		■	■	
Multi-Collision Braking	■																						
Night-Vision Pedestrian/Animal Detection <sup>(9)</sup>								■	■	■													
ParkSense® Automated Parking System <sup>(12)</sup>		■								■													
ParkSense Front/Rear Park Assist System <sup>(12)</sup>	■	■	■	■				■	■	■		■				■	■	■	■		■	■	
ParkSense Front/Rear Park Assist System with Stop <sup>(12)</sup>		■						■	■	■													
ParkSense® Park Assist System <sup>(12)</sup>	■				■	■		■	■	■	■	■	■	■		■	■	■	■		■	■	

■ = Available.





# TECHNOLOGY AVAILABILITY

## TRUCKS/COMMERCIAL

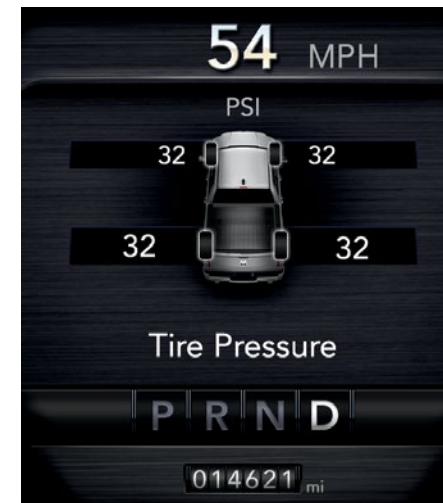
## SUV/CROSSOVERS

## MINIVANS/CAR

## HEV/EV

## LAW ENFORCEMENT

	Ram ProMaster®	Ram 1500	Ram 2500/3500 Heavy Duty	Ram 3500/4500/5500 Chassis Cab	Jeep® Gladiator	Jeep Wrangler	Jeep Compass	Jeep Grand Cherokee	Jeep Grand Cherokee L	Jeep Grand Wagoneer	Dodge Durango	Chrysler Pacifica/Voyager	Dodge Charger Scat Pack	Jeep Cherokee HEV	FIAT® 500e	Ram ProMaster EV	Jeep Wagoneer S	Dodge Charger Daytona	Jeep Grand Wagoneer Command Operations Vehicle	Dodge Durango Pursuit	Ram 1500 Special Service Vehicle	Ram 2500/3500 Heavy Duty Special Service Vehicle	
<b>SAFETY/SECURITY (CONTINUED)</b>																							
ParkSense Rear Park Assist System <sup>(12)</sup>	■			■	■	■	■		■					■	■	■							
ParkSense Rear Park Assist System with Stop <sup>(12)</sup>								■	■				■										
ParkSense Front, Side and Rear Park Assist System with Adaptive Guidelines and Vehicle Path Detection <sup>(12)</sup>													■					■					
ParkView® Rear Back-Up Camera <sup>(4)</sup>	■	■	■	■	■	■	■	■	■	■	■	■	■	■	■	■	■	■	■	■	■	■	■
Pedestrian/Cyclist Emergency Braking <sup>(9)</sup>	■	■	■	■		■	■	■	■	■	■	■	■	■	■	■	■	■	■	■	■	■	■
Rain Brake Support					■	■	■	■	■	■	■	■	■	■	■	■	■	■	■	■	■	■	■
Rain-Sensitive Windshield Wipers	■	■	■	■		■	■	■	■	■	■	■	■	■	■	■	■	■	■	■	■	■	■
Ready Alert Braking			■	■			■	■	■	■	■	■	■	■		■	■	■	■	■	■	■	■
Rear Back-Up Camera <sup>(4)</sup> Washer								■	■	■	■	■	■	■		■	■	■	■	■	■	■	■
Rear Back-Up Alarm	■		■	■												■							■
Rear-Seat Reminder Alert		■	■	■			■	■	■	■	■		■				■					■	■
Remote Proximity Keyless Entry	■	■	■	■	■	■	■	■	■	■	■	■	■	■	■	■	■	■	■	■	■	■	■
Rough-Road Speed Control		■															■						
Secure Park																			■				
Side-Distance Monitor Camera <sup>(4)</sup>													■						■				
Side-Distance Warning								■	■	■	■		■				■		■				
Tire Pressure Monitoring System	■	■	■		■	■	■	■	■	■	■	■	■	■	■	■	■	■	■	■	■	■	■
Traffic Sign Information <sup>(13)</sup>	■												■				■						
Traffic Sign Recognition System <sup>(13)</sup>	■	■	■	■			■	■	■	■	■	■	■	■	■	■	■	■	■	■	■	■	■
Trailer Sway Damping <sup>(8)</sup>	■	■	■		■	■	■	■	■	■	■	■	■	■		■	■	■	■	■	■	■	■
Turn Signal-Activated Blind-Spot Cameras <sup>(4)</sup>													■										
White Noise Back-Up Alarm	■																						
<b>UCONNECT®/MULTIMEDIA</b>																							
Amazon Alexa <sup>(14)</sup>	■		■	■									■			■							■
Android Auto <sup>TM(15)</sup>	■	■	■	■								■	■			■				■	■	■	■
Android Auto <sup>(15)</sup> Wireless	■	■	■	■	■	■	■	■	■	■	■	■	■	■	■	■	■	■	■	■	■	■	■
Apple CarPlay <sup>TM(16)</sup>	■	■	■	■								■	■			■				■	■	■	■
Apple CarPlay <sup>(16)</sup> Wireless	■	■	■	■	■	■	■	■	■	■	■	■	■	■	■	■	■	■	■	■	■	■	■
Dodge Connect <sup>(17)</sup>													■										
Dodge Digital Key													■										
Entertainment System with Seatback Video Screens, Amazon Fire TV <sup>®(18)</sup> Built-In and Video USB Port									■	■		■											
FIAT Connect <sup>(17)</sup>														■									
Jeep Connect <sup>(17)</sup>						■	■	■	■	■	■						■						
Mobile App		■	■	■	■	■	■	■	■	■	■	■	■	■	■	■	■	■	■	■	■	■	■
Premium Sound System		■	■	■	■	■	■	■	■	■	■	■	■	■	■	■	■	■	■	■	■	■	■
SiriusXM Guardian <sup>TM(19)*</sup>													■										■
SiriusXM Guardian <sup>(19)*</sup> SiriusXM <sup>®</sup> Traffic Plus <sup>(20)</sup> and SiriusXM Travel Link <sup>(20)</sup>											■	■											



■ = Available. \*SiriusXM Guardian<sup>(19)</sup> only. Vehicle uses Connected Travel and Traffic Services.



# TECHNOLOGY AVAILABILITY

## TRUCKS/COMMERCIAL

## SUV/CROSSOVERS

## MINIVANS/CAR

## HEV/EV

## LAW ENFORCEMENT

### Uconnect®/MULTIMEDIA (CONTINUED)

SiriusXM® Radio <sup>(21)</sup>	▪	▪	▪	▪	▪	▪	▪	▪	▪	▪	▪	▪	▪	▪	▪	▪	▪	▪	▪	▪	▪
SiriusXM with 360L <sup>(21)</sup>	▪	▪	▪	▪	▪	▪	▪	▪	▪	▪	▪	▪	▪	▪	▪	▪	▪	▪	▪	▪	▪
TomTom® Connected Travel and Traffic Services <sup>(22)</sup>	▪	▪	▪	▪	▪	▪	▪	▪	▪	▪	▪	▪	▪	▪	▪	▪	▪	▪	▪	▪	▪
Traffic Jam Assist <sup>(5)</sup>	▪	▪	▪	▪	▪	▪	▪	▪	▪	▪	▪	▪	▪	▪	▪	▪	▪	▪	▪	▪	▪
Uconnect 4G Wi-Fi Hotspot <sup>(23)</sup>	▪	▪	▪	▪	▪	▪	▪	▪	▪	▪	▪	▪	▪	▪	▪	▪	▪	▪	▪	▪	▪
Uconnect 7-inch Touchscreen	▪	▪	▪	▪	▪	▪	▪	▪	▪	▪	▪	▪	▪	▪	▪	▪	▪	▪	▪	▪	▪
Uconnect 8.4-inch Touchscreen	▪	▪	▪	▪	▪	▪	▪	▪	▪	▪	▪	▪	▪	▪	▪	▪	▪	▪	▪	▪	▪
Uconnect 10.1-inch Touchscreen	▪	▪	▪	▪	▪	▪	▪	▪	▪	▪	▪	▪	▪	▪	▪	▪	▪	▪	▪	▪	▪
Uconnect 10.25-inch Touchscreen	▪	▪	▪	▪	▪	▪	▪	▪	▪	▪	▪	▪	▪	▪	▪	▪	▪	▪	▪	▪	▪
Uconnect 12-inch Touchscreen	▪	▪	▪	▪	▪	▪	▪	▪	▪	▪	▪	▪	▪	▪	▪	▪	▪	▪	▪	▪	▪
Uconnect 12.3-inch Touchscreen	▪	▪	▪	▪	▪	▪	▪	▪	▪	▪	▪	▪	▪	▪	▪	▪	▪	▪	▪	▪	▪
Uconnect 14.5-inch Touchscreen	▪	▪	▪	▪	▪	▪	▪	▪	▪	▪	▪	▪	▪	▪	▪	▪	▪	▪	▪	▪	▪
Uconnect Drive Modes	▪	▪	▪	▪	▪	▪	▪	▪	▪	▪	▪	▪	▪	▪	▪	▪	▪	▪	▪	▪	▪
Uconnect Hands-Free Communication <sup>(24)</sup>	▪	▪	▪	▪	▪	▪	▪	▪	▪	▪	▪	▪	▪	▪	▪	▪	▪	▪	▪	▪	▪
Uconnect Performance Pages	▪	▪	▪	▪	▪	▪	▪	▪	▪	▪	▪	▪	▪	▪	▪	▪	▪	▪	▪	▪	▪
Uconnect Phone	▪	▪	▪	▪	▪	▪	▪	▪	▪	▪	▪	▪	▪	▪	▪	▪	▪	▪	▪	▪	▪

### CONVENIENCE/TECHNOLOGY

7-inch Programmable In-Dash Cluster	▪	▪	▪	▪	▪	▪	▪	▪	▪	▪	▪	▪	▪	▪	▪	▪	▪	▪	▪	▪	▪
10.25-inch Digital Programmable In-Dash Cluster	▪	▪	▪	▪	▪	▪	▪	▪	▪	▪	▪	▪	▪	▪	▪	▪	▪	▪	▪	▪	▪
12-inch Digital Programmable In-Dash Cluster	▪	▪	▪	▪	▪	▪	▪	▪	▪	▪	▪	▪	▪	▪	▪	▪	▪	▪	▪	▪	▪
12.3-inch Fully Customizable Digital Cluster	▪	▪	▪	▪	▪	▪	▪	▪	▪	▪	▪	▪	▪	▪	▪	▪	▪	▪	▪	▪	▪
16-inch Digital Programmable In-Dash Cluster	▪	▪	▪	▪	▪	▪	▪	▪	▪	▪	▪	▪	▪	▪	▪	▪	▪	▪	▪	▪	▪
Acoustic Vehicle Alert System (AVAS) for Electric Vehicles (EVs)	▪	▪	▪	▪	▪	▪	▪	▪	▪	▪	▪	▪	▪	▪	▪	▪	▪	▪	▪	▪	▪
Active Noise Cancellation	▪	▪	▪	▪	▪	▪	▪	▪	▪	▪	▪	▪	▪	▪	▪	▪	▪	▪	▪	▪	▪
Adaptive/Active Damping Suspension	▪	▪	▪	▪	▪	▪	▪	▪	▪	▪	▪	▪	▪	▪	▪	▪	▪	▪	▪	▪	▪
Alexa Built-In <sup>(14)</sup>	▪	▪	▪	▪	▪	▪	▪	▪	▪	▪	▪	▪	▪	▪	▪	▪	▪	▪	▪	▪	▪
All-Speed Traction Control	▪	▪	▪	▪	▪	▪	▪	▪	▪	▪	▪	▪	▪	▪	▪	▪	▪	▪	▪	▪	▪
All-Wheel Drive (AWD)/Four-Wheel Drive (4WD)	▪	▪	▪	▪	▪	▪	▪	▪	▪	▪	▪	▪	▪	▪	▪	▪	▪	▪	▪	▪	▪
Attitude-Adjustment Lighting	▪	▪	▪	▪	▪	▪	▪	▪	▪	▪	▪	▪	▪	▪	▪	▪	▪	▪	▪	▪	▪
Automatic Temperature Control	▪	▪	▪	▪	▪	▪	▪	▪	▪	▪	▪	▪	▪	▪	▪	▪	▪	▪	▪	▪	▪
Configurable Drive Modes	▪	▪	▪	▪	▪	▪	▪	▪	▪	▪	▪	▪	▪	▪	▪	▪	▪	▪	▪	▪	▪
Digital Rearview Mirror with Auto-Dimming	▪	▪	▪	▪	▪	▪	▪	▪	▪	▪	▪	▪	▪	▪	▪	▪	▪	▪	▪	▪	▪
Driver Experience Recorder	▪	▪	▪	▪	▪	▪	▪	▪	▪	▪	▪	▪	▪	▪	▪	▪	▪	▪	▪	▪	▪
Driver's-Seat Memory System	▪	▪	▪	▪	▪	▪	▪	▪	▪	▪	▪	▪	▪	▪	▪	▪	▪	▪	▪	▪	▪
Dual Wireless Charging Pad System	▪	▪	▪	▪	▪	▪	▪	▪	▪	▪	▪	▪	▪	▪	▪	▪	▪	▪	▪	▪	▪
Dynamic Torque Vectoring	▪	▪	▪	▪	▪	▪	▪	▪	▪	▪	▪	▪	▪	▪	▪	▪	▪	▪	▪	▪	▪
Electronic Limited-Slip Differential	▪	▪	▪	▪	▪	▪	▪	▪	▪	▪	▪	▪	▪	▪	▪	▪	▪	▪	▪	▪	▪

▪ = Available.





# TECHNOLOGY AVAILABILITY

## TRUCKS/COMMERCIAL

## SUV/CROSSOVERS

## MINIVANS/CAR

## HEV/EV

## LAW ENFORCEMENT

### CONVENIENCE/TECHNOLOGY (CONTINUED)

	Ram ProMaster®	Ram 1500	Ram 2500/3500 Heavy Duty	Ram 3500/4500/5500 Chassis Cab	Jeep® Gladiator	Jeep Wrangler	Jeep Compass	Jeep Grand Cherokee	Jeep Grand Cherokee L	Jeep Grand Wagoneer	Dodge Durango	Chrysler Pacifica/Voyager	Dodge Charger Scat Pack	Jeep Cherokee HEV	FIAT® 500e	Ram ProMaster EV	Jeep Wagoneer S	Dodge Charger Daytona	Jeep Grand Wagoneer Command Operations Vehicle	Dodge Durango Pursuit	Ram 1500 Special Service Vehicle	Ram 2500/3500 Heavy Duty Special Service Vehicle	
Exterior Mirrors with Memory		▪	▪				▪	▪	▪	▪		▪	▪	▪			▪		▪				
Four-Wheel Traction Control							▪	▪						▪			▪						
Fratzonic Chambered Exhaust																							
Front-Passenger Interactive Display		▪	▪				▪	▪	▪	▪							▪						
GPS Navigation <sup>(25)</sup>	▪	▪	▪	▪	▪	▪	▪	▪	▪	▪	▪	▪	▪	▪	▪	▪	▪	▪	▪	▪			▪
Hands-Free Power Liftgate							▪	▪	▪	▪	▪	▪	▪	▪			▪	▪	▪	▪			▪
Head-Up Display		▪					▪	▪	▪	▪			▪				▪	▪	▪	▪			
Heated Washer Nozzles													▪				▪	▪	▪	▪			
Highway Assist System <sup>(26)</sup>													▪					▪	▪	▪			
Hill Descent Control			▪		▪	▪	▪	▪	▪	▪													▪
Hybrid Technology		▪												▪									▪
Integrated Off-Road Camera <sup>(4)</sup>			▪		▪	▪	▪	▪	▪	▪													
Interior Rear-Facing Camera <sup>(40)</sup>									▪	▪		▪											
Level One Charger													▪			▪							▪
Level Two Charger													▪		▪	▪							▪
Lower Comfort Display										▪													
Map-in-Cluster Display		▪	▪	▪			▪	▪	▪	▪			▪				▪	▪	▪	▪			▪
Off-Road Information Pages		▪	▪	▪	▪	▪	▪	▪	▪	▪				▪									▪
Parallel and Perpendicular Park and Unpark Assist System <sup>(12)</sup>	▪															▪							
Parallel and Perpendicular Park and Unpark Assist with Stop System <sup>(12)</sup>							▪	▪	▪	▪													
Power-Adjust Pedals with Memory		▪	▪																				
PowerShot																							
Power Up/Down Tailgate		▪																					
Radio Memory		▪	▪	▪						▪	▪		▪				▪	▪	▪	▪			
Ram Telematics	▪	▪	▪	▪												▪							▪
Regenerative Braking													▪	▪	▪	▪	▪	▪	▪	▪			
Remote Climate Control Activation														▪			▪	▪	▪	▪			
Remote Start <sup>(27)</sup> System	▪	▪	▪	▪	▪	▪	▪	▪	▪	▪	▪	▪	▪	▪	▪	▪	▪	▪	▪	▪	▪	▪	▪
Selec-Speed® Control		▪			▪	▪	▪	▪	▪	▪													▪
Selec-Terrain® Traction Management System							▪	▪	▪	▪	▪						▪	▪	▪	▪			
Selectable Tire-Fill Alert		▪	▪		▪	▪	▪	▪	▪	▪			▪				▪	▪	▪	▪			▪
Smartphone-as-a-Key Capable		▪											▪				▪	▪	▪	▪			
Steering Column Memory													▪				▪	▪	▪	▪			
Technology/Driver Assistance Group	▪	▪	▪	▪	▪	▪	▪	▪	▪	▪	▪	▪	▪	▪	▪	▪	▪	▪	▪	▪	▪	▪	▪
Telematics Module	▪	▪	▪	▪	▪	▪	▪	▪	▪	▪	▪	▪	▪	▪	▪	▪	▪	▪	▪	▪	▪	▪	▪
Trailer Hitch Zoom		▪	▪	▪			▪	▪	▪	▪							▪	▪	▪	▪			
Trailer Reverse Guidance <sup>(4)</sup>		▪	▪	▪																			▪
Trailer Reverse Steering Control <sup>(5)</sup>		▪	▪																				▪
Windshield Wiper De-Icer							▪	▪	▪	▪				▪			▪	▪	▪	▪			
Wireless Charging Pad	▪	▪	▪	▪			▪	▪	▪	▪	▪	▪	▪	▪	▪	▪	▪	▪	▪	▪	▪	▪	▪

▪ = Available.





COMPARE + TRUCKS

	<b>RAM PROMASTER®</b>	<b>RAM 1500</b>	<b>RAM 2500/3500 HEAVY DUTY</b>	<b>RAM 3500/4500/5500 CHASSIS CAB</b>	<b>JEEP® GLADIATOR</b>
<b>Models</b>	Cargo Van, Window Van, Cutaway	Quad Cab®, Crew Cab	Regular Cab, Crew Cab, Mega Cab®	Regular Cab, Crew Cab	Crew Cab
<b>Trims</b>	Tradesman® / SLT / SLT+	Tradesman / Express / Warlock / Big Horn® / Lone Star <sup>(30)</sup> / Laramie® / Rebel® / Limited / Limited Longhorn® / Tungsten	Tradesman / Black Express / Warlock / Big Horn / Lone Star <sup>(30)</sup> / Laramie / Rebel / Power Wagon® / Limited Longhorn / Limited	Tradesman / Big Horn	Sport / Sport S / Willys / Mojave / Rubicon®
<b>MPG<sup>(35)</sup> (city/hwy)</b>	–	20 / 25, 19 / 24 (3.6L Pentastar V6) 18 / 25, 17 / 24 (3.0L I-6 Hurricane Standard-Output (SO)) 15 / 21 (3.0L I-6 Hurricane High-Output (HO) Twin-Turbo 4x4) 16 / 20 (5.7L HEMI® V8 4x4)	–	–	17 / 22 (3.6L Pentastar V6 with 8-speed Automatic transmission)
<b>Total Range<sup>(35)</sup> (miles)</b>	–	–	–	–	418
<b>Fuel Tank Capacity (gal)</b>	24	26/33	28/31/32/50	22/52	22
<b>Available Engines</b>	3.6L Pentastar® V6	3.6L Pentastar V6 with eTorque / 3.0L I-6 Hurricane SO Twin-Turbo / 3.0L I-6 Hurricane HO Twin-Turbo / 5.7L HEMI V8 with eTorque	6.4L HEMI V8 / 6.7L I-6 Cummins® HO Turbo Diesel	6.4L HEMI V8 / 6.7L I-6 Cummins Turbo Diesel	3.6L Pentastar V6
<b>Drivetrains</b>	4x2	4x2 / 4x4	4x2 / 4x4	4x2 / 4x4	4x4
<b>Wheelbase, range</b>	118 - 159	140.6 - 153.5	140.2 - 169.1	143.3 - 204.4	137.3
<b>Overall Height, range</b>	87.5 - 111.5	77.4 - 77.7	77.1 - 80.4	79.6 - 81.7	73.1 - 74.3
<b>Overall Width, range</b>	82.1 - 112.4	82.1	79.4 / 96.4	82.6 - 93.2	73.8
<b>Overall Length, range</b>	195.5 - 250.6	228.4 - 241.3	232 - 260.8	235.3 - 296.3	218
<b>Seating Capacity (front / rear max occupants)</b>	1/0 or 2/0 or 3/0 Crew Van Package: 2/3 or 3/3	Quad Cab   Crew Cab 3/3 or 2/3	Regular Cab   Crew Cab   Mega Cab 3/0 or 2/0   3/3 or 2/3   3/3 or 2/3	Regular Cab   Crew Cab 3/0 or 2/0   3/3 or 2/3	2/3
<b>Headroom (front / rear)</b>	43 / –	Quad Cab   Crew Cab 40.9 / 39.2   40.9 / 39.9	Regular Cab   Crew Cab   Mega Cab 39.8   40.9 / 39.8   40.9 / 40.3	Regular Cab   Crew Cab 39.8   40.9 / 39.8	42.8 / 40.8
<b>Legroom (front / rear)</b>	38.9 / –	Quad Cab   Crew Cab 40.9 / 35.3   40.9 / 44.8	Regular Cab   Crew Cab   Mega Cab 40.9   40.9 / 40.2   40.9 / 43.1	Regular Cab   Crew Cab 40.9   40.9 / 40.2	41.2 / 38.3
<b>Shoulder Room (front / rear)</b>	74.8 / –	Quad Cab   Crew Cab 66 / 65.7   66 / 65.7	Regular Cab   Crew Cab   Mega Cab 65.9   65.9 / 65.6   65.9 / 65.6	Regular Cab   Crew Cab 65.9   65.9 / 65.6	55.7 / 55.7
<b>Hip Room (front / rear)</b>	65.9 / –	Quad Cab   Crew Cab 63.4 / 63.4   63.4 / 63.4	Regular Cab   Crew Cab   Mega Cab 62.9   62.9 / 62.7   62.9 / 62.8	Regular Cab   Crew Cab 62.9   62.9 / 62.7	53.9 / 55.9
<b>Cargo Volume (cu ft)</b>	262 / 307 / 472 / 524 (Cargo Van)	53.8 / 61.3 (5'7" bed / 6'4" bed)	57.5 / 74.7 (6'4" bed / 8' bed)	–	35.5
<b>Maximum GVWR (lb)</b>	8,550 - 9,350 (varies by model)	7,200	11,040 / 14,000	14,000 / 16,500 / 19,500	5,800
<b>Maximum GCWR (lb)</b>	12,000	17,000	28,110 / 45,000	33,000 / 37,500 / 43,000	12,800
<b>Maximum Payload (lb)</b>	3,871 - 5,315 (varies by model)	2,360	3,940 / 7,590	7,710 / 9,390 / 12,370	1,725
<b>Towing Capacity<sup>(29)</sup> (lb)</b>	5,600 - 6,910 (varies by model)	11,610	20,000 / 36,610	25,680 / 29,440 / 34,540	7,700

All dimensions and specifications are based on 2025MY vehicle information. Information may vary by model/trim, maximum shown. Please see your sales consultant for details. All dimensions are in inches unless noted otherwise.



## 2026 RAM PROMASTER®



### SELECT FEATURES

- Air Conditioning – Manual
- Auxiliary Power Connector
- Auxiliary Power Outlet – Front, 12-volt
  - Front, 115-volt (Available)
- Battery – 95-amp
- Electric Power Steering
- Fascia – Black, front
- Fuel Tank – 24-gallon
- Halogen Headlamps
- Push-Button Start
- Roll-Up Rear Door (Available on 3500 Super-High Roof 159-inch wheelbase models only)
- Roof Clearance Lamps – Front
- Seats – Four-way manual-adjust driver’s and front-passenger bucket
- Speed Limiter – Dealer-activated
- Steering Column – Telescoping
- Telematics Box Module (TBM)
- Wheels – 16-inch Silver-painted steel with center cap
- Windows – Front, power with one-touch down feature

### SAFETY & SECURITY

- 360° Surround-View Camera System<sup>(4)</sup> (Available)
- Air Bags<sup>(31)</sup> – Driver’s and front-passenger
  - Supplemental front-seat side
  - Supplemental side-curtain front
- Daytime Running Headlamps
- Drowsy-Driver Detection<sup>(6)</sup>

- Electronic Parking Brake
- Electronic Stability Control (ESC)<sup>(8)</sup> – Includes All-Speed Traction Control, Brake-Lock Differential, Crosswind Assist, Electronic Roll Mitigation, Hill Start Assist and Trailer Sway Damping<sup>(8)</sup>
- Full-Speed Forward Collision Warning Plus<sup>(9)</sup> with Pedestrian/Cyclist Emergency Braking<sup>(9)</sup>
- ParkSense® Front/Rear Park Assist System<sup>(12)</sup> (Available)
- ParkSense Rear Park Assist System<sup>(12)</sup> (Available)
- ParkView® Rear Back-Up Camera<sup>(4)</sup> with Dynamic Grid Lines
- ParkView Rear Back-Up Camera Kit<sup>(4)</sup>
- Post-Collision Braking
- Rearview Auto-Dimming Digital Display Mirror (Available)
- Traffic Sign Recognition<sup>(13)</sup>

### AVAILABLE FLEET FEATURES

- Air Conditioning Delete
- Factory-Activation/Rear-Speaker Wiring
- Front Mud Flaps (Cutaway only)
- Orange Seat Belts
- “RAM” Grille Badge in Black
- Rear Back-Up Alarm
- Rear Badging Delete
- Rear Crossmember Delete (Cutaway only)
- Side Badging Delete (Cutaway only)
- Two Additional Key Fobs
- Wheels – 16-inch White- or Black-painted steel
- White Noise Back-Up Alarm

ENGINE	HORSEPOWER <sup>(32)</sup>	TORQUE <sup>(32)</sup>
3.6L Pentastar® V6	276 hp @ 6,400 rpm	250 lb-ft @ 4,400 rpm

EXTERIOR DIMENSIONS <sup>(33)</sup>	
<b>Cargo Van</b>	
Wheelbase	118/136/159
Overall Length	195.5/213.2/236.3/250.6
Overall Width (body without mirrors/mirrors extended)	82.1/97.8 (short arm)/112.4 (long arm)
Height	91.7/93/103.6/102.1/102.5/111.5
Turning Diameter (ft)	36.3/40.7/46.8
<b>Cutaway</b>	
Wheelbase	136/159
Overall Length	210.7/233.8/248.1
Overall Width (body without mirrors/mirrors extended)	82.1/97.8 (short arm)/112.4 (long arm)
Height	87.9/87.6/87.5
Turning Diameter (ft)	40.7/46.8
Cab-to-Rear Axle	81.3/104.3
<b>Window Van</b>	
Wheelbase	159
Overall Length	236.3/250.6
Overall Width (body without mirrors/mirrors extended)	82.1/97.8 (short arm)/112.4 (long arm)
Height	102.1/102.5

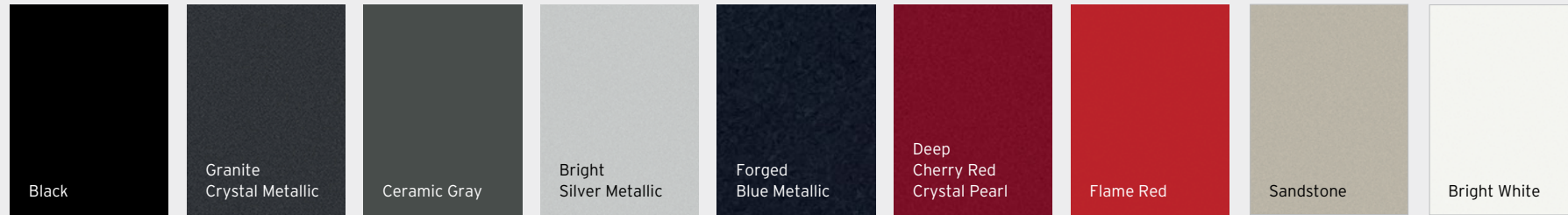
INTERIOR DIMENSIONS <sup>(33)</sup>	
<b>Cargo Van</b>	
Load Floor Length	106.3/124.1/147.1/161.5
Cargo Volume (cu ft)	261.9/307.5/468.9/524
Cargo Height (max)	66.9/77.6/86.4
Cargo Width (between wheel wells)	56
Seating Capacity (max occupants)	1/0 / 2/0 / 3/0 Crew Van Package: 2/3 / 3/3
Fuel Tank Capacity (gal)	24

TOWING <sup>(29)</sup>	
Maximum Towing (lb; when properly equipped; varies by model)	5,600 - 6,910
Payload (lb; varies by model (Cargo Van))	3,871 - 4,746
Payload (lb; varies by model (Cutaway))	5,236 - 5,315
GVWR (lb; varies by model)	8,550 - 9,350
GCWR (lb; all)	12,000
GAWR, Front (lb; all)	4,629
GAWR, Rear (lb; varies by model)	5,004 - 5,291



# 2026 RAM PROMASTER®

## EXTERIOR PAINT COLORS



### STANDARD FEATURES AND OPTIONS

	Cargo Van	Window Van	Cutaway
<b>CPOS</b>	2TA/2TB 2TG/2TH	2TB/2TH	2TA/2TB 2TG/2TH
<b>ENGINE / TRANSMISSION</b>			
3.6L Pentastar® V6 with TorqueFlite® Front-Wheel Drive (FWD) Transmission (ERF/DFH)	•	•	•
<b>MECHANICAL FEATURES</b>			
Roof Height – Standard	•	•	•
– High	O	•	
– Super-High (3500 159-inch wheelbase, extended load floor only)	O		
Additional Key Fobs – Two (GXK)	F	F	F
Alternator – 180-amp (BAD)	•	•	
– 220-amp (included with Power Group and Cold Weather Group on Tradesman®; included with SLT and SLT+) (BAJ)	P	P	•
Auxiliary Fuel Tap (XFZ)	•	•	•
Battery – 95-amp (BCY)	•	•	•
– 100-amp (included with Power Group, SLT and SLT+) (BDC)	P	P	P
– Auxiliary Power Connector (BC1)	•	•	•
Crosswind Assist (BNU)	•	•	•
Rear Crossmember Delete (XWJ)			F
Electronic Stability Control (ESC) <sup>®</sup> (BNB)	•	•	•
Electronic Parking Brake (XC4)	•	•	•
Engine Block Heater (NHK)	O	O	O
Fuel Tank – 24-gallon (NFE)	•	•	•
Full-Size Spare Tire (optional on Tradesman; packaged with SLT and SLT+) (TBB)	O/P	O/P	O/P
Electric Power Steering (SBL)	•	•	•
Push-Button Start (GX4)	•	•	•

### STANDARD FEATURES AND OPTIONS

	Cargo Van	Window Van	Cutaway
<b>CPOS</b>	2TA/2TB 2TG/2TH	2TB/2TH	2TA/2TB 2TG/2TH
<b>MECHANICAL FEATURES (CONTINUED)</b>			
Speed Limiter – 65-mph maximum speed (JJ4)	O	O	O
– 70-mph maximum speed (JJ5)	O	O	O
– 77-mph maximum speed (JJ9)	O	O	O
Suspensions – Heavy-duty (2500/3500) (SDB)	•	O	
– Light-duty (118-inch-wheelbase 1500 models only) (SDA)	•		
– Medium-duty (136-inch-wheelbase 1500 models only) (SDJ)	•		
– Premium heavy-duty (3500 models only; Cargo Van and Window Van require 159-inch wheelbase) (SDD)	O	O	•
– Touring (SDC)		•	
Temporary Spare Tire Mount (TBA)			O
<b>EXTERIOR FEATURES</b>			
Upfitter Electronic Module – Vehicle System Interface Module (VSIM) (included with Upfitter's Prep Package) (XXS)	P	P	P
"RAM" Grille in Black with Chrome "RAM" Badge (ME6/MFF)	•	•	•
Black Front Fascia (MLF)	•	•	•
Black Rear Bumper (MBN)	•	•	
Chrome Grille (included with SLT or SLT+; requires fog lamps or LED fog lamps) (MFE)	P	P	P
– "RAM" grille badge in Black (included with Black Appearance Package) (ME3)	F/P	F/P	F/P
– Cowl aesthetic cover (included with SLT and SLT+) (MYN)	•	•	•
Daytime Running Lamps (DRLs) (LMK)	•	•	•
Doors, Rear – 260°-opening (GLF)	•	•	
– Rear hinged doors with fixed glass (includes deep-tint sunscreen glass, rear window defroster and rearview day/night mirror) (GLB)	O	•	
Doors, Side – Right side with no glass (GKA)	•		
– Right side with fixed window (High Roof models only; includes deep-tint sunscreen glass; included with Crew Van Package) (GKS)	O/P	•	

• = Standard. O = Optional. P = Available with Package noted. F = Fleet only.



# 2026 RAM PROMASTER®

## STANDARD FEATURES AND OPTIONS

CPOS	Cargo Van 2TA/2TB 2TG/2TH	Window Van 2TB/2TH	Cutaway 2TA/2TB 2TG/2TH
<b>EXTERIOR FEATURES (CONTINUED)</b>			
Side Door Badging – ProMaster (included with roll-up rear door on 3500 Cargo Van Super-High Roof models only) (MUU)	P		•
– Side Badging Delete (included with 3500 Cargo Van Super-High Roof 159-inch wheelbase Extended models only) (MSY)	F		F
Rear Door Badging – ProMaster (not available with roll-up rear door) (MUX)	•	•	
– Rear Badging Delete (MS8)	F	F	
Front Fog Lamps with Cornering Function (included with Convenience Group, SLT and SLT+) (LNJ)	P	•	P
– LED fog lamps with cornering function (included with SLT and SLT+) (LNV)	P	P	P
Front License Plate Bracket (MDA)	O	O	O
Halogen Headlamps (LMA)	•	•	•
– LED reflector (included with SLT and SLT+) (LPX)	P	P	P
– Automatic (included with Premium Convenience Group and Cold Weather Group on Tradesman®; included with SLT and SLT+) (LMG)	P	P	P
– Auto High-Beam Headlamp Control (included with Premium Convenience Group and Cold Weather Group on Tradesman; included with SLT and SLT+) (LMS)	P	P	P
Class IV Hitch Receiver (XFH)	O	O	
Mirrors – Manual-adjust/manual-folding (GTP)	•	•	•
– Power-adjust/power-folding, heated (included with Convenience Group, SLT and SLT+) (GTR)	P	P	
– Wide power-adjust, heated (included with Convenience Group for Cutaway models) (GTB)			P
Roof Clearance Lamps – Front (LNC)	•	•	•
– Rear (LNG)	•	•	
Splash Guards – Vehicle Set (by Mopar®; late availability) (MKN)	O	O	
Front Mud Flaps (by Mopar) (MEJ)			F
Step – Rear Bumper Extension (not available with Class IV hitch receiver; see your dealer for availability; by Mopar) (MDM)	O	O	
– Sliding Door Step, Right Side (not available on 118-inch-wheelbase models; see your dealer for availability; by Mopar) (MRZ)	O	O	
Wheels – 16-inch Silver-painted aluminum (included with SLT and SLT+; not available with Black Appearance Package) (WJR)	P	P	P
– 16-inch Silver-painted steel with center cap (WCS)	•	•	•
– 16-inch Black-painted steel (not available with Black Appearance Package) (WDL)	F	F	F
– 16-inch Black-painted aluminum with machined face (included with SLT and SLT+; not available with Black Appearance Package) (WNY)	O	O	O
– 16-inch White-painted steel (not available with Black Appearance Package) (WDW)	F	F	F
– 16-inch Black-painted aluminum (included with Black Appearance Package) (WNA)	P	P	P
Spare Tire Delete (includes tire sealant and air compressor) (TBF)	•	•	•
Roll-Up Rear Door (3500 Super-High Roof only; includes power-folding and heated mirrors on Tradesman; includes Blind Spot Monitoring (BSM) <sup>(7)</sup> and Rear Cross-Path Detection System <sup>(4)</sup> on all models) (GMF)	O		

• = Standard. O = Optional. P = Available with Package noted. F = Fleet only.

## STANDARD FEATURES AND OPTIONS

CPOS	Cargo Van 2TA/2TB 2TG/2TH	Window Van 2TB/2TH	Cutaway 2TA/2TB 2TG/2TH
<b>EXTERIOR FEATURES (CONTINUED)</b>			
Taillamp Extension Wiring (XGF)			•
Tires – LT255/75R16E BSW All-Season (A/S) (TWA)	•	•	•
– 225/75R16C BSW A/S (included with SLT and SLT+) (TU5)	O	O	O
Window – Left-side, second-row fixed with deep-tint sunscreen glass (High Roof or Super-High Roof Cargo Van only; included with Crew Van Package; not available with left-side sliding door) (GEA)	P	•	
Window Defroster – Rear (requires rear doors with glass on Cargo Van) (GFA)	P	•	
Rain-Sensitive Windshield Wipers (included with Premium Convenience Group on Tradesman, Cold Weather Group, SLT and SLT+) (JHC)	P	P	P
<b>INTERIOR FEATURES</b>			
Auxiliary Power Outlet – 12-volt, front (JJJ)	•	•	•
– Rear (included with Power Group on Cargo Van and Window Van; included with SLT and SLT+) (JKP)	P	P	P
– 115-volt (included with Power Group on Cargo Van and Window Van; included with SLT and SLT+) (JKV)	P	P	P
Air Conditioning – Air Conditioning Delete; heater only (not available with Cold Weather Group) (HCD)	F	F	F
– Manually controlled, with heat (HAA)	•	•	•
– Rear Heater Air Conditioning Prep Package (included with SLT and SLT+; not available with Air Conditioning Delete) (HDG)	P	P	P
Assist Handle – Rear Doors (by Mopar) (CSR)	O	O	
Auxiliary Upfitter Switches – Two (included with Upfitter’s Prep Package) (LHL)	P	P	P
Cargo Area Lighting – Incandescent (LPE)	•	•	
– LED rear cargo lamp (packaged with Convenience Group, SLT and SLT+; not available with Crew Van Package) (LDB)	P	P	
– Ambient LED interior lighting (included with SLT and SLT+) (LHA)	P	P	P
Cargo Compartment Floor Mat (by Mopar; not available with Crew Van Package) (CKL)	O		
Cargo Partition – None (CTP)	•	•	
– With sliding window (not available with Crew Van Package) (XJ1)	O		
Cargo Tie-Downs – Floor	•		
Floor Mats – Premium Carpet (not available with passenger double seat; by Mopar) (CCL)	O	O	
– All-Weather (not available with passenger double seat or carpet floor mat front walk-thru; by Mopar) (CCK)	O	O	
Instrument Cluster – 3.5-inch Thin Film Transistor (TFT) Black-and-White Driver Information Display (DID) (JAE)	•	•	•
– 7-inch TFT DID, color (included with Premium Convenience Group on Tradesman, Active Driving Assist System, <sup>(5)</sup> SLT and SLT+) (JAL)	P	P	P
Instrument Panel with Bright Bezels (included with SLT and SLT+) (JBD)	P	P	P
Power Door Locks – Speed-sensitive (JPH)	•	•	•
Rear Door Cargo Net (included with Storage Group) (CKR)	P	P	
Seating Surfaces – Cloth (*A7)	•	•	•
– Vinyl (not available with Crew Van Package) (*B7)	O	O	O
– Leather-trimmed bucket (includes driver’s and passenger swivel seats with six-way adjust with Leather Interior Group; not available with Crew Van Package) (*AL)	P	P	P



# 2026 RAM PROMASTER®

## STANDARD FEATURES AND OPTIONS

	Cargo Van	Window Van	Cutaway
<b>CPOS</b>	2TA/2TB 2TG/2TH	2TB/2TH	2TA/2TB 2TG/2TH
<b>INTERIOR FEATURES (CONTINUED)</b>			
Seats – Four-way manual-adjust driver’s bucket (JVA)	•	•	•
– Passenger Seat Delete (includes deactivation of the passenger air bag <sup>(31)</sup> and deletion of the passenger seat belt mount; not available with Cold Weather Group, passenger double seat or passenger six-way adjust with two-way lumbar-adjust seats) (CD9)	•	•	•
– Passenger four-way manual-adjust bucket (JWA)	P	P	P
– Driver’s six-way adjust with two-way manual lumbar-adjust (JVB)	P	P	P
– Driver’s and passenger six-way adjust with two-way manual lumbar-adjust (JWB)	P	P	P
– Driver’s swivel (not available with vinyl bucket seats or cargo partition; included with leather-trimmed bucket seats) (CEA)	P	P	P
– Heated driver’s (optional with driver’s six-way adjust with two-way manual lumbar-adjust seat; included with Cold Weather Group; not available with driver’s swivel seat or leather seats) (CMB)	P	P	P
– Heated passenger (requires heated driver’s seat; included in Cold Weather Group; not available with passenger swivel seat; optional with passenger six-way adjust with two-way lumbar-adjust seats) (CMC)	P	P	P
– Passenger double (not available with Cold Weather Group, driver’s swivel seat or passenger six-way adjust with two-way lumbar-adjust seats) (CAA)	O		
– Passenger swivel (not available with vinyl bucket seats or cargo partition; included with leather-trimmed bucket seats and Swivel Seat Group; requires driver’s swivel seat) (CHR)	P	P	P
Seat Belts – Orange (CGQ)	F		F
Shelf Above Roof Trim (included with Storage Group) (CTA)	P	P	P
Spray-On Floor Liner (by Mopar®) (XMF)	O	O	
Steering Column – Telescoping (SUC)	•	•	•
Steering Wheel – Premium (included with Leather Interior Group, Cold Weather Group and Active Driving Assist System <sup>(5)</sup> ) (SC3)	P	P	P
Tire Pressure Monitoring Light (XGM)	•	•	•
Upfit Interface Connectors (included with Rear-Speaker Wiring Prep) (BC3)	•	•	•
Wall Panels – Upper- and lower-side (not available with Crew Van Package) (CTE)	O		
– Lower-side (included with upper- and lower-side wall paneling; not available with Crew Van Package) (CMG)	O/P	O	
Windows – Power with one-touch down feature (JPY)	•	•	•
– Window Guards, Rear (requires rear hinged doors with fixed glass; not available on 118-inch-wheelbase or 136-inch-wheelbase Standard Roof Cargo Vans or 136-inch-wheelbase 2500 Window Van; by Mopar) (XGC)	O	O	
Wireless Charging Pad (included with Premium Convenience Group and SLT+) (RFX)	P	P	P
Wood Floor – Rear (not available with Spray-On Floor Liner or Crew Van Package) (CME)	O	O	
<b>UCONNECT® MULTIMEDIA</b>			
Rear-Speaker Wiring Prep (includes upfit interface connectors) (RED)	•	•	•
Uconnect 5C with 7-inch Display – Includes Android Auto, <sup>7M(15)</sup> Apple CarPlay, <sup>7M(16)</sup> hands-free <sup>(24)</sup> phone and audio, integrated center stack radio and SiriusXM® with 360L <sup>(21)</sup> (UBC)	•	•	•
Uconnect 5C NAV with 10.1-inch Display – Includes Navigation, HD radio, Android Auto, <sup>(15)</sup> Apple CarPlay, <sup>(16)</sup> Integrated Voice Command, integrated center stack and SiriusXM with 360L <sup>(21)</sup> (included with Premium Convenience Group and SLT+) (UBN)	P	P	P

• = Standard. O = Optional. P = Available with Package noted. F = Fleet only.

## STANDARD FEATURES AND OPTIONS

	Cargo Van	Window Van	Cutaway
<b>CPOS</b>	2TA/2TB 2TG/2TH	2TB/2TH	2TA/2TB 2TG/2TH
<b>UCONNECT MULTIMEDIA (CONTINUED)</b>			
Global Telematics Box Module (TBM) (RDG)	•	•	•
Factory-Activation/Rear-Speaker Wiring (XAS)	F	F	F
<b>SAFETY &amp; SECURITY</b>			
Adaptive Cruise Control (ACC) with Stop and Go <sup>(6)</sup> (included with Convenience Group, Cold Weather Group, SLT, SLT+ and Active Driving Assist System <sup>(5)</sup> ) (NHZ)	P	•	P
Air Bags <sup>(31)</sup> – Driver’s and front-passenger (CGW)	•	•	•
– Supplemental side-curtain front (CJ4)	•	•	•
– Supplemental front-seat side (CJ1)	•	•	•
Drowsy-Driver Detection <sup>(6)</sup> (XNM)	•	•	•
Blind Spot Monitoring (BSM) <sup>(7)</sup> and Rear Cross-Path Detection System <sup>(4)</sup> (included with roll-up rear door on Super-High Roof models, SLT+ and Safety Group; requires power-heated mirrors or power-folding/heated mirrors) (XAN)	P	P	
Rearview Auto-Dimming Digital Display Mirror (included with Safety Group and SLT+) (GRG)	P	P	P
LaneSense® Lane Departure Warning Plus <sup>(5)</sup> (included with Safety Group and SLT+) (LAS)	P	P	P
Full-Speed Forward Collision Warning Plus <sup>(9)</sup> with Pedestrian/Cyclist Emergency Braking <sup>(9)</sup> (LSU)	•	•	•
Intelligent Speed Assist (ISA) <sup>(10)</sup> (included with Safety Group and SLT+) (NH4)	P	P	P
ParkView® Rear Back-Up Camera <sup>(4)</sup> with Dynamic Grid Lines (not available with 360° Surround-View Camera System <sup>(4)</sup> ) (XAC)	•	•	
ParkView Rear Back-Up Camera Kit <sup>(4)</sup> (XA3)			•
ParkSense® Front/Rear Park Assist System <sup>(12)</sup> (included with Safety Group and SLT+; requires front fog lamps or front LED fog lamps; not available with Parallel and Perpendicular Park and Unpark Assist System <sup>(12)</sup> ) (XAG)	P	P	
ParkSense Rear Park Assist System <sup>(12)</sup> (included with Premium Convenience Group on Tradesman®; not available with ParkSense Front/Rear Park Assist System <sup>(12)</sup> or Parallel and Perpendicular Park and Unpark Assist System <sup>(12)</sup> ) (XAA)	O/P	O/P	
Parallel and Perpendicular Park and Unpark Assist System <sup>(12)</sup> (included with Advanced Safety Group, SLT and SLT+; requires front fog lamps or front LED fog lamps) (XPK)	P	P	
Remote Keyless Entry (GXM)	•	•	•
Multi-Collision Braking (BNA)	•	•	•
Remote Proximity Keyless Entry (included with Premium Convenience Group and SLT+; requires ParkSense Rear Park Assist System, <sup>(12)</sup> ParkSense Front/Rear Park Assist System <sup>(12)</sup> or Parallel and Perpendicular Park and Unpark Assist System <sup>(12)</sup> on Cargo Van and Window Van) (GXD)	P	P	P
Remote Start <sup>(27)</sup> System (included with SLT and SLT+) (XBM)	P	P	P
Security Alarm <sup>(34)</sup> (included with SLT and SLT+) (LSA)	P	P	P
360° Surround-View Camera System <sup>(4)</sup> (included with Advanced Safety Group; requires wide power-heated mirrors or power-folding/heated mirrors) (XAK)	P	P	
Traffic Sign Recognition <sup>(13)</sup> (SJB)	•	•	•
– Traffic Sign Information <sup>(13)</sup> (included with Premium Convenience Group and SLT+) (SJF)	P	P	P



## 2026 RAM PROMASTER®

### STANDARD FEATURES AND OPTIONS

	Cargo Van	Window Van	Cutaway
<b>CPOS</b>	2TA/2TB 2TG/2TH	2TB/2TH	2TA/2TB 2TG/2TH
<b>PACKAGES / EQUIPMENT GROUPS</b>			
Advanced Safety Group – Includes Active Driving Assist System <sup>(5)</sup> on all SLT and SLT+ models, 360° Surround-View Camera System <sup>(4)</sup> and Parallel and Perpendicular Park and Unpark Assist System <sup>(12)</sup> on Cargo Van and Window Van (requires wide heated mirrors or power-folding/heated mirrors) (ALP)	0	0	0
Black Appearance Package – Includes Black exterior badging, Black “RAM” grille badge and 16-inch Black-painted aluminum wheels (available on SLT+ only) (AMQ)	0	0	0
Cold Weather Group – Includes 220-amp alternator, heated driver’s and passenger seats with six-way manual-adjust and two-way lumbar-adjust, heated windshield, rain-sensitive windshield wipers, Auto High-Beam Headlamp Control, heated steering wheel, Adaptive Cruise Control (ACC) with Stop and Go <sup>(6)</sup> and leather-wrapped steering wheel (not available on all models) (AD7)	0	0	0
Convenience Group – Includes front fog lamps and ACC with Stop and Go <sup>(6)</sup> ; adds wide power-heated mirrors on Cutaway models; adds power-folding and heated mirrors and rear cargo LED lamp on Cargo Van and Window Van (AJK)	0		0
Crew Van Package – Includes Mopar® Crew Van Kit, driver’s-side second-row fixed window, passenger sliding door with window and second-row bench seat (provides seating for up to five including driver; up to six passengers with front-passenger double seat; late availability; restrictions apply; not available on all models; requires High Roof) (AAF)	0		

### STANDARD FEATURES AND OPTIONS

	Cargo Van	Window Van	Cutaway
<b>CPOS</b>	2TA/2TB 2TG/2TH	2TB/2TH	2TA/2TB 2TG/2TH
<b>PACKAGES / EQUIPMENT GROUPS (CONTINUED)</b>			
Leather Interior Group – Includes Black/Gray leather-trimmed driver’s and passenger bucket and swivel seats and premium steering wheel (available on SLT and SLT+) (AJD)	0	0	0
Power Group – Includes 220-amp alternator, 100-amp battery, 12-volt rear auxiliary power outlet and 115-volt auxiliary power outlet (available on Tradesman®) (ATT)	0		
Premium Convenience Group – Includes remote proximity keyless entry, wireless charging pad, rain-sensitive windshield wipers, 7-inch Thin Film Transistor (TFT) color cluster, automatic headlamps, Auto High-Beam Headlamp Control, Uconnect® 5C NAV with 10.1-inch display, Traffic Sign Information <sup>(13)</sup> and ParkSense® Rear Park Assist System <sup>(12)</sup> (requires ACC with Stop and Go <sup>(6)</sup> ) (ADK)	0	0	0
Safety Group – Includes rearview auto-dimming digital display mirror, ParkSense Front/Rear Park Assist System <sup>(12)</sup> Intelligent Speed Assist (ISA) <sup>(10)</sup> LaneSense® Lane Departure Warning Plus <sup>(5)</sup> and Blind Spot Monitoring (BSM) <sup>(7)</sup> and Rear Cross-Path Detection System <sup>(4)</sup> (available on Tradesman and SLT) (AJ1)	0		
Storage Group – Includes underseat storage tray, cargo net, and shelf above roof trim on Cargo Van and Window Van; deletes cargo net on Cutaway (ALV)	0	0	0
Swivel Seat Group – Includes driver’s and passenger swivel seats with six-way manual-adjust, two-way lumbar-adjust and armrest (available on SLT and SLT+) (AFD)	0	0	0
Upfitter’s Prep Package – Includes two auxiliary switches and upfitter electronic module (Vehicle System Interface Module (VSIM)) (AZ3)	0	0	0



• = Standard. 0 = Optional. P = Available with Package noted. F = Fleet only.

# 2026 RAM 1500



### SELECT FEATURES

- 3.6L Pentastar® V6 Engine with eTorque/8-speed Automatic Transmission
- Air Conditioning – Manual
- Axle – 3.21 ratio
- Battery – 730-amp
- Cluster – Instrument, with 3.5-inch display screen for the Driver Information Display
- Fuel Tank – 26- or 33-gallon (depending on trim, cab and engine configuration)
- Headlamps – Automatic, LED reflector with incandescent taillamps
- Mirrors – 6x9-inch
- Seats – 40/20/40 split-bench front with folding front armrest/cup holder and folding rear bench
- Steering – Electronic, rack and pinion
- Styled Steel Wheels – 18x7.5-inch painted steel
- Suspension – Front, upper and lower A-arms, coil springs, twin-tube shocks with Frequency Response Damping
  - Rear, five-link, coil springs, twin-tube shocks with Frequency Response Damping
- Tires – P18-inch BSW All-Season (A/S)
- Transfer Case – Electronic, part-time (4x4 models only)
- Windows – Power; one-touch up/down driver’s and front-passenger

### SAFETY & SECURITY

- Active Lane Management System<sup>(5)</sup>
- Adaptive Cruise Control (ACC) with Stop and Go<sup>(6)</sup>
- Air Bags<sup>(31)</sup> – Advanced multistage front
  - Supplemental side-curtain
  - Supplemental front-seat side-mounted

- Auto High-Beam Headlamp Control
- Blind Spot Monitoring (BSM)<sup>(7)</sup> and Rear Cross-Path and Trailer Detection System<sup>(4)</sup>
- Brakes – Power-assisted four-wheel antilock disc
- Electronic Parking Brake
- Electronic Stability Control (ESC)<sup>(8)</sup>
- Full-Speed Forward Collision Warning Plus<sup>(9)</sup>
- Level 1 Safety Group
- ParkSense® Front and Rear Park Assist with Rear ParkSense Stop<sup>(12)</sup>
- ParkView® Rear Back-Up Camera<sup>(4)</sup>
- Pedestrian/Cyclist Emergency Braking<sup>(9)</sup>
- Rear-Seat Reminder Alert
- Remote Keyless Entry
- Remote Start<sup>(27)</sup> System
- Sentry Key® Theft Deterrent System
- Tailgate-Ajar Warning Lamp
- Tire Pressure Fill Alert System
- Tire Pressure Monitor

### AVAILABLE FLEET FEATURES

- Active Driving Assist System<sup>(5)</sup>
- Advanced Safety Group
- Black Vinyl Floor Covering
- LT275/65R18C OWL On-/Off-Road Tires
- Power Driver’s Seat Group (Available on Tradesman)

ENGINES	HORSEPOWER <sup>(32)</sup>	TORQUE <sup>(32)</sup>
3.6L Pentastar V6 with eTorque	305 hp @ 6,500 rpm	271 lb-ft @ 4,900 rpm
3.0L I-6 Hurricane SO Twin-Turbo	420 hp @ 5,200 rpm	469 lb-ft @ 3,500 rpm
3.0L I-6 Hurricane HO Twin-Turbo	540 hp @ 5,700 rpm	521 lb-ft @ 3,500 rpm
5.7L HEMI® V8 with eTorque	395 hp @ 5,600 rpm	410 lb-ft @ 3,950 rpm

EXTERIOR DIMENSIONS <sup>(33)</sup>	Quad Cab®		Crew Cab	
	4x2	4x4	4x2/4x4	4x2/4x4
Wheelbase	140.6	144.6	153.5	
Box Length (ft)	6'4"	5'7"	6'4"	
Overall Length, including Rear Bumper	228.4	232.4	241.3	
Overall Height – Empty (SB:LB)	77.6	77.7	77.5:77.4	77.6:77.5
Overall Width	82.1			
Track (front/rear)	68.5/68			
Tailgate Load Height	35	34.8	34.8/34.7	34.8/34.6
Max GVWR (lb)	7,200	7,100	6,900/7,100	6,900/7,100
Max Payload <sup>(29)</sup> (lb)	2,360	1,910	1,980/1,840	1,730/1,750
Fuel Tank Capacity (gal)	26/33			

SB = Short Box; LB = Long Box

TOWING <sup>(29)</sup>	
Maximum Towing (lb)	11,610

FUEL ECONOMY <sup>(35)</sup>	
Fuel Economy (EPA-estimated mpg)	City/Hwy
– 3.6L Pentastar V6 with eTorque	20/25 (4x2), 19/24 (4x4)
– 3.0L I-6 Hurricane SO Twin-Turbo	18/25 (4x2), 17/24 (4x4)
– 3.0L I-6 Hurricane HO Twin-Turbo	15/21 (4x4)
– 5.7L HEMI V8 with eTorque	16/20 (4x4)

INTERIOR DIMENSIONS <sup>(33)</sup>		
All Ram Interiors	Quad Cab	Crew Cab
Headroom (front/rear)	40.9/39.2	40.9/39.9
Hip Room (front/rear)	63.4/63.4	63.4/63.4
Shoulder Room (front/rear)	66/65.7	66/65.7
Legroom (front/rear)	40.9/35.3	40.9/44.8
Seat Travel (max)	8.7	8.7

RAM CARGO BOXES <sup>(33)</sup>		
	5'7" Box	6'4" Box
SAE Volume (cu ft)	53.8	61.3
Length at Floor, Tailgate Closed	67.4	76.3
Cargo Width	66.4	66.4
Distance between Wheelhousings	51	51
Depth	21.4	21.5
Tailgate Opening Width	60	60



# 2026 RAM 1500

## EXTERIOR PAINT COLORS



### STANDARD FEATURES AND OPTIONS

	Tradesman®	Express	Warlock	Big Horn®/Lone Star <sup>(30)</sup>	Laramie®	Rebel®	Limited	Limited Longhorn®	Tungsten
	A	D	B	Z/R	H	W	M	K	V
<b>CPOS</b>									
<b>ENGINES/TRANSMISSIONS</b>									
3.6L Pentastar® V6 with eTorque/8-speed Automatic (ERG/DFT)	•	•	•	•					
3.0L I-6 Hurricane Standard-Output (SO) Twin-Turbo/8-speed Automatic (EFH/DFR)	0	0	0	0	•	•			
3.0L I-6 Hurricane High-Output (HO) Twin-Turbo/8-speed Automatic (EFC/DFR)							•	•	•
5.7L HEMI® V8 with eTorque/8-speed Automatic (EZL/DFR)	0	0	0	0	0	0	0	0	
Body Model – Quad Cab® 6'4"-box - 140.5-inch wheelbase (41)	•	•		•					
– Crew Cab 5'7"-box (98)	0	0	•	0	•	•	•	•	•
– Crew Cab 6'4"-box (91)	0	0		0	0		0	0	
Drive System – 4x2 (4)	•	•		•	•				
– 4x4 (8)	0	0	•	0	0	•	•	•	•
<b>MECHANICAL FEATURES</b>									
Rear Axle – 3.21 ratio (included with EFH on Tradesman Quad Cab 4x2) (DMC)	•/P	•/P	•	•	•				
– 3.55 ratio (included with EFH on Tradesman and Big Horn/Lone Star <sup>(30)</sup> 4x4 models) (DMD)	•/O/P	•/O/P	0	•/O/P	•				
– 3.92 ratio (requires EFH for Tradesman and Big Horn/Lone Star <sup>(30)</sup> models) (DMH)	0	0	0	0	0	•	•	•	•
– Electronic locking differential (available only on 3.92 axle ratio; included with Off-Road Group and Backcountry Package; 4x4 only) (DSH)	O/P	O/P	•	O/P	O/P	•	O/P	O/P	O/P
– Antispin differential (included with Night Edition) (DSA)	O/P	O/P		O/P	O/P		•	•	•
Battery – 730-amp (BCN)	•	•	•	•					
– 700-amp (included with EFH) (BCV)	P	P	P	P	•	•	•	•	•
Fuel Fill – Capless with secondary seal (XJM)	•	•	•	•	•	•	•	•	•
Fuel Tank – 26-gallon (NFW)	•	•	•	•	•	•			
– 33-gallon (standard on Crew Cab 6'4"-box models; included with 5.7L HEMI V8; requires H1, H2, X1, X2, P1 or P2 Group; Crew Cab only) (NFF)	•/P/O	•/P/O	0	•/P/O	•/P/O	O/P	•	•	•
Grille Shutters – Active (MDX)	•	•	•	•	•	•	•	•	•

• = Standard. 0 = Optional. P = Available with Package noted. F = Fleet only.

### STANDARD FEATURES AND OPTIONS

	Tradesman®	Express	Warlock	Big Horn®/Lone Star <sup>(30)</sup>	Laramie®	Rebel®	Limited	Limited Longhorn®	Tungsten
	A	D	B	Z/R	H	W	M	K	V
<b>CPOS</b>									
<b>MECHANICAL FEATURES (CONTINUED)</b>									
Shock Absorbers – Front, heavy-duty (SFB)	•	•	•	•	•		•	•	•
– Off-road (included with Off-Road Group) (SFD)	P	P		P	P		P	P	P
– Bilstein® shocks (SFC)			•			•			
– Rear, heavy-duty (SGB)	•	•	•	•	•		•	•	•
– Off-road (included with Off-Road Group) (SGD)	P	P		P	P		P	P	P
– Bilstein shocks (SGC)			•			•			
Steering – Electronic power (rack and pinion) (SBL)	•	•	•	•	•	•	•	•	•
Suspension – Front, upper and lower A-arms, coil springs and twin-tube shocks	•	•	•	•	•	•			
– Rear, five-link, coil springs and twin-tube shocks	•	•	•	•	•	•			
– Active-Level™ Four-Corner Air Suspension System (requires H2, X1, X2, P1 or P2 Group; not available with 3.6L Pentastar V6 (Crew Cab only)) (SER)				0	0	0	•	•	•
Transfer Case (4x4 only) – Electronic part-time (DH9)	•	•	•						
– Electronic on-demand (DH8)				•	•	•	•	•	•
<b>EXTERIOR FEATURES</b>									
Air Dam – Fixed (MXA)	•	•	•	•	•	•	•	•	•
– Active (not available with air suspension on Big Horn/Lone Star <sup>(30)</sup> and Laramie) (MXB)	•	•	•	•	•		•	•	•
Antenna – Shark-fin (AM/FM/SiriusXM® Radio <sup>(21)</sup> /GPS) (RD3/JLP)	•	•	•	•	•	•	•	•	•
Bed Rail Caps – Black	•	•	•	•	•	•	•	•	•
Bedliner – Spray-in (included with Bed Utility Group) (XMF/AA1)	P	P	P	P	P	P	•	•	•
– Spray-In Delete (XM9)							0	0	0
Bodyside Moldings – Chrome (not available with Night Edition) (MJB)							•		
– Tungsten (MHH)									•
Daylight Opening (DLO) Moldings – Black (included with Night Edition) (MMR)	•	•	•	•	•	•	P		
– Chrome (included with Chrome Appearance Group) (MMF)					P		•	•	•





# 2026 RAM 1500

## STANDARD FEATURES AND OPTIONS

	Tradesman®	Express	Warlock	Big Horn® / Lone Star <sup>(30)</sup>	Laramie®	Rebel®	Limited	Limited Longhorn®	Tungsten
CPOS	A	D	B	Z/R	H	W	M	K	V
<b>EXTERIOR FEATURES (CONTINUED)</b>									
Storage – RamBox® System (available with 5'7"-box model only; included with M1 Group; requires H1, H2, X1, X2, P1 or P2 Group) (XB9)				O	O	O	P	P	•
– Bed divider (included with Bed Utility Group if equipped with RamBox System) (CKX)				P	P	P	P	P	P
Tailgate – Standard, locking (XJJ)	•	•	•	•	•	•	•	•	•
– Tailgate-ajar warning lamp (LAN)	•	•	•	•	•	•	•	•	•
– Fully damped/assisted tailgate (MWD)	•	•	•	•	•	•	•	•	•
– Power-release tailgate (included with H2, X1 and P1 Groups and multifunction tailgate) (JKR)				P	P	P	P	P	
– Power up/down tailgate (included with X2 or P2 Group) (JRC)					P	P	•	•	•
– Multifunction tailgate (requires spray-in bedliner and H1 or H2 Group) (MWK)				O	O	O	O	O	O
– LED hitch lamp in tailgate (LNK)	•	•	•	•	•	•	•	•	•
Taillamps – Incandescent (LA6)	•	•	•	•	•	•			
– Premium LED (LAY)							•	•	•
– Black taillamp bezels (included with Night Edition) (LTG)	•	•	•	P	P	•	P		
– Chrome taillamp bezels (LTM)									•
Tie-Downs – Lower, fixed (four) (CKT)	•	•	•	•	•	•	•	•	•
Tires – LT275/65R18C OWL On-/Off-Road (included with Off-Road Group) (TCP)	F/P			F/P					
– 275/65R18 BSW All-Season (A/S) (TUM)	•			•					
– LT275/70R18E OWL All-Terrain (A/T) (TT6)			•			•			
– 275/55R20 OWL A/S (included with WRF wheels on Tradesman, Sport Appearance Package and Night Edition) (TUB)	P	•		O/P	P		•	•	
– 275/55R20 BSW A/S (TTH)				O/P	•				
– 275/55R20 BSW A/T (included with Off-Road Group if equipped with 20-inch wheels) (TXP)	P	P		P	P		P	P	
– 285/45R22XL BSW A/S (included with 22-inch wheel offerings) (TAR)					P		P	P	•
– 285/45R22XL BSW A/T (included with Off-Road Group if equipped with 22-inch wheels) (TXR)					P		P	P	P
– Spare Tire - Full-size temporary-use (TBS)	•	•	•	•	•	•	•	•	•
– Spare Tire - Full-size with matching wheel (TBW)									•
– Spare Tire - Full-size (included with Off-Road Group) (TBB)	P	P	•	P	P	•	P	P	P
Tonneau Cover – Tri-fold, soft; includes bed lighting (included with M1 Group) (CS7)	O	O		O	O	O	P	P	•
Tow Hooks – Front, Black (included with Protection Group and Off-Road Group) (XEA)	P	P	•	P	P	•	•	•	
Trailer Tow – Four-/seven-pin connector (XFK)	•	•	•	•	•	•	•	•	•
– Class IV hitch receiver (XFH)	•	•	•	•	•	•	•	•	•
Wheels – 18x7.5-inch painted steel (WBF)	•								
– 18x8-inch painted aluminum (included with Chrome Appearance Group) (WBB)	O/P			•					
– 18x8-inch Black-painted aluminum (included with Backcountry Package) (WBP)			•	P					
– 18x8-inch Mid-Gloss Black-painted aluminum (WBL)						•			
– 20x9-inch polished/painted aluminum (optional with Chrome Appearance Group on Tradesman) (WRF)	O	•							
– 20x9-inch Chrome-clad aluminum (included with H2 Group) (WRK)				O/P					

• = Standard. O = Optional. P = Available with Package noted. F = Fleet only.

## STANDARD FEATURES AND OPTIONS

	Tradesman®	Express	Warlock	Big Horn® / Lone Star <sup>(30)</sup>	Laramie®	Rebel®	Limited	Limited Longhorn®	Tungsten
CPOS	A	D	B	Z/R	H	W	M	K	V
<b>EXTERIOR FEATURES (CONTINUED)</b>									
Wheels (continued) – 20x9-inch Chrome-clad aluminum (WRD)									O
– 20x9-inch Chrome-clad aluminum (WRH)									O
– 20x9-inch Black-painted-clad aluminum (included with Black Express Edition and Night Edition) (WRN)		P		P					
– 20x9-inch premium painted, polished aluminum (WRL)					•				
– 20x9-inch premium painted, polished aluminum (WRM)								•	•
– 22x9-inch Black-painted aluminum (included with Night Edition; optional with Sport Appearance Package) (WPH)								O/P	
– 22x9-inch premium painted, polished aluminum (WPG)								O	O
– 22x9-inch Black-painted aluminum (included with Night Edition) (WPD)								P	
– 22x9-inch polished/painted aluminum with inserts (WPA)									•
Wheels, Spare – 18-inch steel (W1C)	•	•	•	•	•	•	•	•	•
– 18-inch aluminum (included with 5.7L HEMI® V8) (W1F)	P	P		P	P	P	P	P	
– 20-inch aluminum (included with Off-Road Group if equipped with 22-inch wheels) (W1J)					P			P	P
– Matching 22-inch aluminum (WKB)									•
Wheel Well Liners – Front (MHR)	•	•	•	•	•	•	•	•	•
– Rear (included with Night Edition on 4x2 Big Horn/Lone Star <sup>(30)</sup> models) (MWH)				•/P	•	O	•	•	•
Wheel Flares – Monotone Body-color (included with H1 and H2 Group) (MML)				P	•		•	•	•
– Off-road (MMQ)						•			
– Black-painted (included with Backcountry Package) (MUG)								P	
Windshield Wipers – Variable/intermittent (JHA)	•	•	•	•	•	•	•	•	•
– Rain-sensitive (included with X2, P1 and P2 Groups) (JHC)					P	P	•	•	•
<b>INTERIOR FEATURES</b>									
Air Conditioning – Manual temperature control (HAA)	•	•	•	•					
– Dual-Zone automatic temperature control (included with H2 Group) (HAF)				P	•	•	•	•	•
Clusters – Four-gauge with 3.5-inch color Driver Information Display (JAK)	•	•		•					
– Six-gauge with 7-inch color Driver Information Display (included with Active Driving Assist System, <sup>(5)</sup> Black Express Edition and H2 Group) (JAL)	P	P	•	P	•				
– Premium, 12-inch color digital Driver Information Display (included with P2 Group) (JAN)					P	•	•	•	•
– Head-Up Display (included with Technology Group and M1 Group) (LBK)				P	P	P	P	P	•
Console, Floor – Full console with sliding storage and wrapped lid (included with Black Express Edition) (CUF)		P		•					
– Full console with sliding storage and wrapped lid with embossed logo (included with bucket seats) (CUP)					P	•			
– Full console with leather-wrapped shifter (included with G/T Package) (CUC)						P			
– Full console with sliding storage with bombay door and premium, leather-wrapped lid with hard badge (CM5)							•	•	•
Console, Overhead – Base (CUN)	•	•	•	•					
– Premium (included with H2 Group) (CUS)				P	•	•	•	•	•









# 2026 RAM 1500

## STANDARD FEATURES AND OPTIONS

CPOS	Tradesman®	Express	Warlock	Big Horn® / Lone Star® <sup>(30)</sup>	Laramie®	Rebel®	Limited	Limited Longhorn®	Tungsten
	A	D	B	Z/R	H	W	M	K	V

### APPEARANCE PACKAGES

Black Express Edition – Includes *C5 cloth bucket seats, full-length floor center console, rear in-floor storage bins, rear antispin differential, Sport Performance Hood, power-sliding rear window, floor mats, Black interior accents, 7-inch Driver Information Display cluster, LED fog lamps, Black Chrome front lower fascia trim, Mopar® Black Tubular Side Steps, Body-color front and rear bumpers, Black grille and insert, SiriusXM® Radio <sup>(21)</sup> and 20-inch Black-painted-clad aluminum wheels (AMQ)		0							
Chrome Appearance Group – Includes Chrome headlamp bezels, Chrome front and rear bumpers, Chrome grille surround and “RAM” badge, 18-inch painted aluminum wheels and dual Chrome exhaust tips (if equipped with EFH; requires L1 Group) (AMP)	0								
Chrome Appearance Group – Includes Chrome window surround and Chrome wheel-to-wheel side steps (requires P1 or P2 Group) (AMP)					0				
Sport Appearance Package (Big Horn/Lone Star <sup>(30)</sup> ) – Includes Body-color front bumper, Body-color rear bumper, Body-color grille surround, Body-color door handles, cloth bucket seats and Black interior accents (requires H1 or H2 Group) (AEF)			0						
Sport Appearance Package (Laramie) – Includes Body-color front bumper, Body-color rear bumper, Body-color grille surround, Gloss Black GT4 exterior mirrors, Sport Performance Hood, 20-inch OWL All-Season (A/S) tires and Black interior accents (requires P1 or P2 Group) (AEF)					0				
Night Edition (Big Horn/Lone Star <sup>(30)</sup> ) – Includes Black interior accents, Gloss Black exterior mirrors, rear wheelhouse liners, Body-color front and rear bumpers, Black grille, 20x9-inch Black-painted-clad aluminum wheels with OWL A/S tires, Black badges, Gloss Black door handles, dual Black exhaust tips (if equipped with EZL or EFH), antispin differential, and headlamps and taillamps with Black bezels (requires H2 Group) (ASH)			0						
Night Edition (Laramie) – Includes Black interior accents, Sport Performance Hood, Gloss Black GT4 exterior mirrors, proximity approach/departure lamps, Body-color front and rear bumpers, Black grille, 22x9-inch forged Black-painted aluminum wheels, Black badges, Gloss Black door handles, dual Black exhaust tips and antispin differential, and headlamps and taillamps with Black bezels (requires P1 or P2 Group) (ASH)					0				
Night Edition (Limited) – Includes Black grille; Gloss Black door handles; Gloss Black GT4 exterior mirrors; Body-color front and rear bumpers; Sport Performance Hood; 22-inch Black-painted aluminum wheels; dual Black exhaust tips; Black badges; and Black window moldings, headlamps and taillamps with Black bezels (ASH)							0		

### EQUIPMENT PACKAGES

Tradesman Level 1 Equipment (L1 Group) – Includes power-sliding rear window, *E1 cloth bench seat, rear in-floor storage bins, power-sliding rear window, carpet floor mats and SiriusXM Radio <sup>(21)</sup> (A61)	0								
Big Horn/Lone Star <sup>(30)</sup> Level 1 Equipment (H1 Group) – Includes rear in-floor storage bins, *T9 cloth bucket seats with 10-way power-adjust driver’s seat, 400-watt inverter, 115-volt power outlet, power-sliding rear window, sun visors with illuminated vanity, auto-dimming rearview mirror, GUK exterior mirrors, rear window defroster, heated leather-wrapped steering wheel, instrument-panel (I/P) badge, heated front seats, glove box lamp, rear dome lamp with on/off switch, SiriusXM Radio <sup>(21)</sup> and power-adjust pedals (A62)			0						

## STANDARD FEATURES AND OPTIONS

CPOS	Tradesman®	Express	Warlock	Big Horn® / Lone Star® <sup>(30)</sup>	Laramie®	Rebel®	Limited	Limited Longhorn®	Tungsten
	A	D	B	Z/R	H	W	M	K	V

### EQUIPMENT PACKAGES (CONTINUED)

Big Horn/Lone Star <sup>(30)</sup> Level 2 Equipment (H2 Group) – Includes H1 Group, premium overhead console, security alarm <sup>(34)</sup> system, rear window defroster, configurable drive mode, Dual-Zone automatic temperature control, wireless charging pad (if equipped with bucket seats), 115-volt rear power outlet, 7-inch Driver Information Display cluster, LED interior lighting, 10-speaker premium audio system, RS2 Media Hub, Uconnect® 5 NAV with 12-inch touchscreen display, remote tailgate release and 20-inch Chrome-clad aluminum wheels (A63)				0					
Rebel Level 1 Equipment (X1 Group) – Includes wireless charging pad, GUK exterior mirrors, remote tailgate release, rear window defroster and power-adjust pedals (A64)						0			
Rebel Level 2 Equipment (X2 Group) – Includes X1 Group; 10-way power-adjust front-passenger seat; Gloss Black door handles; security alarm <sup>(34)</sup> system; power up/down tailgate; memory for mirrors, radio, pedals and driver’s seat; smartphone-as-a-key capable; keyless passive entry system; Gloss Black GT4 exterior mirrors; 115-volt rear power outlet; dual wireless charging pads; rain-sensitive windshield wipers; heated rear seats; proximity approach/departure lamps; 19-speaker premium audio system; RS2 Media Hub; 10.25-inch front-passenger interactive display; and Uconnect 5 NAV with 14.5-inch touchscreen display (A65)						0			
G/T Package – Includes underseat lighting, floor console with integrated leather-wrapped shift lever, *W8 leather-trimmed bucket seating, G/T decal, upgraded exhaust, leather-wrapped steering wheel with integrated paddle shifters, Mopar Bright Pedal Kit, Performance Pages and G/T interior theme (requires X2 Group) (ASU)						0			
Laramie Level 1 Equipment (P1 Group) – Includes wireless charging pad, rain-sensitive windshield wipers and remote tailgate release (A66)					0				
Laramie Level 2 Equipment (P2 Group) – Includes P1 Group, power up/down tailgate, smartphone-as-a-key capable, dual wireless charging pads, 12-inch digital Driver Information Display cluster, heated rear seats, 19-speaker premium audio system, 10.25-inch front-passenger interactive display and Uconnect 5 NAV with 14.5-inch touchscreen display (A67)					0				
Limited Level 1 Equipment (M1 Group) – Includes tri-fold tonneau cover, Drowsy-Driver Detection, <sup>(6)</sup> smartphone-as-a-key capable, digital rearview mirror, Head-Up Display, LED Center High-Mounted Stop Lamp (CHMSL), Uconnect 5 NAV with 14.5-inch touchscreen display, Traffic Sign Recognition, <sup>(13)</sup> Hands-Free Active Driving Assist System, <sup>(9)</sup> Evasive Steer Assist, <sup>(9)</sup> 360° Surround-View Camera System, <sup>(4)</sup> Intersection Collision Assist System <sup>(11)</sup> and RamBox® Cargo Management System (A79)								0	0

### FUNCTIONAL PACKAGES/GROUPS

Bed Utility Group – Includes 115-volt exterior power outlet, 400-watt inverter, upper adjustable tie-downs, bed divider (available with RamBox Cargo Management System only), LED bed lighting, deployable bed step and spray-in bedliner (requires L1, H1, H2, X1, X2, P1 or P2 Group) (ANT)	0	0	0	0	0	0	0	0	0
Power Driver’s Seat Group – Includes 10-way power driver’s seat (requires *E1 cloth seats) (AFP)	F								
Protection Group – Includes tow hooks, transfer case skid plate, electronic power steering skid plate and fuel tank skid plate (4x4 models only) (ADB)	0		0	0					

• = Standard. 0 = Optional. P = Available with Package noted. F = Fleet only.



# 2026 RAM 1500

## STANDARD FEATURES AND OPTIONS

	Tradesman®	Express	Warlock	Big Horn® / Lone Star <sup>(30)</sup>	Laramie®	Rebel®	Limited	Limited Longhorn®	Tungsten
CPOS	A	D	B	Z/R	H	W	M	K	V
<b>FUNCTIONAL PACKAGES/GROUPS (CONTINUED)</b>									
Off-Road Group – Includes Selec-Speed® Control, tow hooks, transfer case skid plate, electronic power steering skid plate, fuel tank skid plate, rear electronic locking axle, front and rear off-road calibrated shocks, off-road decals, Off-Road Information Pages (if equipped with UBQ or UBW radio), raised ride height, All-Terrain (A/T) tires and full-size spare (requires L1, H1 or H2 Group) (AWL)	0	0		0	0		0	0	0
Trailer-Tow Group – Includes integrated Trailer Brake Controller, 7x11-inch trailer-tow mirrors, Trailer Light Check (if equipped with UBQ or UBW radio), Trailer Tire Pressure Monitoring and Trailer Reverse Steering Control <sup>(5)</sup> (AHC)	0	0	0	0	0	0	0	0	0
Advanced Safety Group – Includes Drowsy-Driver Detection, <sup>(6)</sup> Traffic Sign Recognition, <sup>(13)</sup> Evasive Steer Assist <sup>(9)</sup> and Intersection Collision Assist System <sup>(11)</sup> (requires H2 Group) (ALP)	F	F	F	F					

## STANDARD FEATURES AND OPTIONS

	Tradesman®	Express	Warlock	Big Horn® / Lone Star <sup>(30)</sup>	Laramie®	Rebel®	Limited	Limited Longhorn®	Tungsten
CPOS	A	D	B	Z/R	H	W	M	K	V
<b>FUNCTIONAL PACKAGES/GROUPS (CONTINUED)</b>									
Advanced Safety Group – Includes Drowsy-Driver Detection, <sup>(6)</sup> Traffic Sign Recognition, <sup>(13)</sup> Evasive Steer Assist <sup>(9)</sup> Intersection Collision Assist System <sup>(11)</sup> and 360° Surround-View Camera System <sup>(4)</sup> (requires P2 or X2 Group) (ALQ)					0	0			
Technology Group – Includes digital rearview mirror, Head-Up Display and LED Center High-Mounted Stop Lamp (CHMSL) (requires P2 or X2 Group, Advanced Safety Group, and UBQ or UBW radio) (ADG)					0	0			
Towing Technology Group – Includes Trailer Hitch Line-Up Assist and Trailer Reverse Guidance <sup>(4)</sup> (if equipped with 360° Surround-View Camera System <sup>(4)</sup> ; requires Trailer-Tow Group) (AAN)	0	0	0	0	0	0	0	0	0
Body-Color Bumper Group – Includes Body-color front bumper and Body-color rear bumper (ALN)							0	0	



• = Standard. 0 = Optional. P = Available with Package noted. F = Fleet only.



## 2026 RAM 2500/3500 HEAVY DUTY



ENGINES	HORSEPOWER <sup>(32)</sup>	TORQUE <sup>(32)</sup>
6.4L HEMI V8	405 hp @ 5,600 rpm	429 lb-ft @ 4,000 rpm
6.7L I-6 High-Output (HO) Cummins® Turbo Diesel	430 hp @ 2,800 rpm	1,075 lb-ft @ 1,800 rpm

ALL RAM PICKUP BOXES <sup>(33)</sup>	6'4" BOX	8' BOX
Maximum Length at Floor	76.3	98.3
Front of Box to End of Open Tailgate	100.2	120.2
Depth of Box/Open Tailgate	20.1/20.1	20.2/20.2
Cargo Volume <sup>(37)</sup> (cu ft)	57.5	74.7
Width between Wheelhousings	51	51
Maximum Width, Wall-to-Wall	66.4	66.4

### SELECT FEATURES

- 6.4L HEMI® V8 Engine/8HP75 8-speed Automatic Transmission
- Alternator – 220-amp
- Antilock Four-Wheel Disc Brakes
- LED Reflector Headlamps with Auto Feature
- LED Fog Lamps
- Battery – 730-amp, maintenance-free
- Class V Hitch Receiver
- Locking Tailgate
- Power Recirculating Ball Steering
- Rear Axle – 11.5-inch
- Tilt Steering Column
- Tinted Glass, All Windows
- Trailer-Tow Harness – Four-/seven-pin connector
- Uconnect® 5 with 8.4-inch Touchscreen Display
- Variable/Intermittent Windshield Wipers

### SAFETY & SECURITY

- Adaptive Cruise Control (ACC) with Stop<sup>(6)</sup>
- Air Bags<sup>(31)</sup> – Multistage driver's and front-passenger, supplemental side-curtain and side-seat
- Dynamic Front Crumple Zones and Side-Impact Door Beams

Electronic Stability Control (ESC)<sup>(8)</sup> System – Includes Brake Assist,<sup>(9)</sup> Electronic Roll Mitigation, Hill Start Assist, Rain Brake Support, Ready Alert Braking, Full-Function All-Speed Traction Control and Trailer Sway Damping<sup>(8)</sup>

- Enhanced Accident Response System
- Full-Speed Forward Collision Warning Plus<sup>(9)</sup>
- ParkView® Rear Back-Up Camera<sup>(4)</sup>
- Pedestrian/Cyclist Emergency Braking<sup>(9)</sup>
- Sentry Key® Theft Deterrent System
- Tire Pressure Information System (3500 models)
- Tire Pressure Monitoring System with Display (2500 only)

### AVAILABLE FLEET FEATURES

- Blind Spot Monitoring (BSM)<sup>(7)</sup> and Rear Cross-Path Detection System<sup>(4)</sup>
- Cloth Bench Seat Option (Available on Tradesman®)
- Low-Volume Paint Options
- Power Two-Way Driver's Lumbar-Adjust Seat (Available on Tradesman and Big Horn®/Lone Star<sup>(30)</sup>)
- Two Additional Key Fobs (Available on Tradesman and Big Horn/Lone Star<sup>(30)</sup>)
- Vinyl Bench Seating for Big Horn/Lone Star<sup>(30)</sup>

RAM 2500 EXTERIOR DIMENSIONS <sup>(33)</sup>				
All specs are for base models only.	Regular Cab		Mega Cab®	
	8' Box	6'4" Box	8' Box	6'4" Box
Overall Body Width	83.5	83.5	83.5	83.5
Overall Height (4x2/4x4)	78/80.2	78.2/80.2	78.1/80.1	80.1 (4x4 only)
Overall Length	232	238.8	260.8	249.9
Track – Front	68.7	68.7	68.7	68.7
Track – Rear	68.1	68.1	68.1	68.1
Wheelbase	140.2	149.1	169	160.4

RAM 3500 EXTERIOR DIMENSIONS <sup>(33)</sup>							
All specs are for base models only.	Regular Cab		Crew Cab			Mega Cab	
	8' Box	8' Box DRW	6'4" Box	8' Box	8' Box DRW	6'4" Box	6'4" Box DRW
Overall Width	83.5	96.5	83.5	83.5	96.5	83.5	96.5
Overall Height (4x2/4x4)	78.3/80.4	77.8/79.5	78.3/80.3	78.4/79.8	77.1/79.3	79.9 (4x4 only)	78.9 (4x4 only)
Overall Length	232	232	238.8	260.8	260.8	249.9	250
Track – Front	67.7	67.7	67.7	67.7	67.7	67.7	67.7
Track – Rear	67.1	75.9	67.1	67.1	75.9	67.1	75.9
Wheelbase	140.2	140.2	149	169.3	169.3	160.4	160.4

DRW = Dual Rear Wheel.

TOWING <sup>(29),(32)</sup>	
Maximum Towing (lb)	
– 2500	20,000
– 3500	36,610

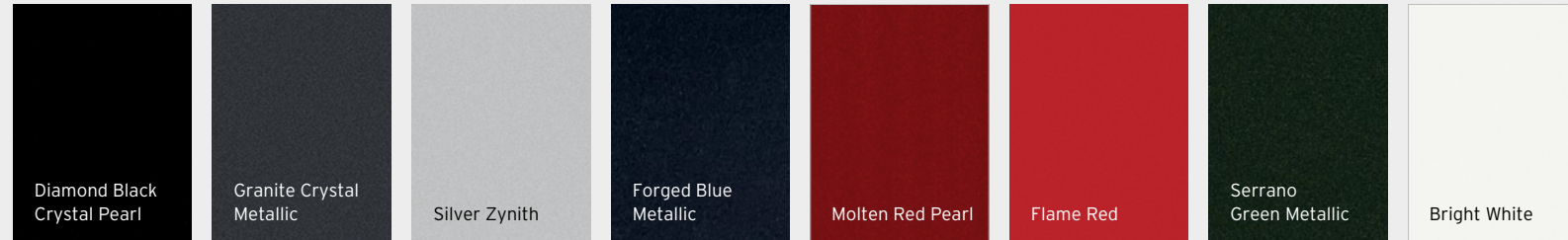
INTERIOR DIMENSIONS <sup>(33)</sup>			
All Ram Interiors	Regular Cab	Crew Cab	Mega Cab
Headroom (front/rear)	39.8	40.9/39.8	40.9/40.3
Hip Room (front/rear)	62.9	62.9/62.7	62.9/62.8
Shoulder Room (front/rear)	65.9	65.9/65.6	65.9/65.6
Legroom (front/rear)	40.9	40.9/40.2	40.9/43.1
Seating Capacity (max occupants)	3	6	6

PAYLOAD <sup>(29),(32)</sup>	
Maximum Payload (lb)	
– 2500	4,580
– 3500	7,590



# 2026 RAM 2500/3500 HEAVY DUTY

## EXTERIOR PAINT COLORS



### STANDARD FEATURES AND OPTIONS

CPOS	Tradesman®	Black Express	Warlock	Big Horn® / Lone Star <sup>(30)</sup>	Rebel®	Power Wagon®	Laramie®	Limited Longhorn®	Limited
	2TA	2TC	2TB	2TZ/2TY	2TR	2TP	2TH	2TK	2TM
<b>CONFIGURATIONS</b>									
Body Model – Regular Cab 8'-box - 140.2-inch wheelbase (-62)	•			•					
– Crew Cab 6'4"-box - 149.1-inch wheelbase (Single Rear Wheel (SRW) only) (-91)	0	•	•	0	•	•	•	•	•
– Crew Cab 8'-box - 169.1-inch wheelbase (-92)	0	0		0			0	0	0
– Mega Cab® 6'4"-box - 160.2-inch wheelbase (4x4 only) (-81)							0	0	0
Drive – 4x2 (2500/3500)	•	•		•			•	•	•
– 4x4 (2500/3500)	0	0	•	0	•	•	0	0	0
<b>ENGINES / TRANSMISSIONS</b>									
6.4L HEMI® V8/8-speed Automatic (8HP75) (ESL/DFX)	•	•	•	•	•	•	•	•	•
6.7L I-6 High-Output (HO) Cummins® Turbo Diesel/8-speed ZF TorqueFlite® Automatic (ETM/DFM)	0	0	0	0	0		0	0	0
<b>MECHANICAL FEATURES</b>									
Alternators – Single 220-amp (BAJ)	•	•	•	•	•	•	•	•	•
– Dual: 400-amp (XBJ)	0	0	0	0	0	0	0	0	0
– Dual: 480-amp (diesel engine only) (XF1)	0	0	0	0	0		0	0	0
2500 Axle Ratios – 3.42 (included with ETM; standard on Mega Cab) (DMR)	P	P	P	P	P		P/•	P/•	P/•
– 3.73 (not available on Mega Cab) (DME)	•	•	•	•	•		•	•	•
– 4.10 (included with Power Wagon Package on Tradesman; requires ESL; not available on Mega Cab) (DMF)	O/P	O/P	O/P	0	0	•	0	0	0
3500 Axle Ratios – 3.42 (included with ETM; standard on Mega Cab) (DMR)	P			P			P/•	P/•	P/•
– 3.73 (not available on Mega Cab) (DME)	•			•			•	•	•
– 4.10 (requires ESL; not available on Mega Cab) (DMF)	0			0			0	0	0

• = Standard. 0 = Optional. P = Available with Package noted. F = Fleet only.

### STANDARD FEATURES AND OPTIONS

CPOS	Tradesman®	Black Express	Warlock	Big Horn® / Lone Star <sup>(30)</sup>	Rebel®	Power Wagon®	Laramie®	Limited Longhorn®	Limited
	2TA	2TC	2TB	2TZ/2TY	2TR	2TP	2TH	2TK	2TM
<b>MECHANICAL FEATURES (CONTINUED)</b>									
Brakes – Power-assisted four-wheel antilock (BRT)	•	•	•	•	•	•	•	•	•
– Electronic Stability Control (ESC) <sup>(8)</sup> System (BNB)	•	•	•	•	•	•	•	•	•
– Brake Assist <sup>(9)</sup> (BGE)	•	•	•	•	•	•	•	•	•
– Pedestrian/Cyclist Emergency Braking <sup>(9)</sup> (LST)	•	•	•	•	•	•	•	•	•
– Electronic Roll Mitigation (BNS)	•	•	•	•	•	•	•	•	•
– Hill Start Assist (BNG)	•	•	•	•	•	•	•	•	•
– Traction Control (BNM)	•	•	•	•	•	•	•	•	•
– Trailer Sway Damping <sup>(8)</sup> (BNT)	•	•	•	•	•	•	•	•	•
– Ready Alert Braking (BHD)	•	•	•	•	•	•	•	•	•
– Mechanical park brake	•	•	•	•	•	•	•	•	•
– Diesel exhaust brake (included with diesel engine) (NEN)	P	P	P	P	P		P	P	P
Differential – Open (2500 only) (DS8)	•	•		•			•	•	•
– Rear antispin (2500: optional; required if 4.10 axle and gas engine; 3500: standard) (DSA)	O/•	O/•	•	O/•			O/•	O/•	O/•
– Electronically locking, rear (DSJ)					•				
– Electronically locking, front and rear (included with Power Wagon Package) (DSE)	P					•			
Engine Thermal Management – Engine cooling, heavy-duty (standard with diesel engine) (NMC)	P	P	P	P	P		P	P	P
– Active grille shutters (MDX)	•	•	•	•	•	•	•	•	•
– Front grille cover (included with Cold Weather Group) (XD6)	P	P	P	P	P		P	P	P
– Engine block heater (included with Cold Weather Group on diesel engine) (NHK)	O/P	O/P	O/P	O/P	O/P		O/P	O/P	O/P
– Supplemental cabin heater (included with diesel engine) (HDB)	P	P	P	P	P		P	P	P
Fuel Tank – 28-gallon (included with Regular Cab with diesel engine) (NGC)	P			P					
– 31-gallon (standard on Crew Cab and Mega Cab with 6'4" box) (NFT)	•	•	•	•	•	•	•	•	•
– 32-gallon (standard on Regular Cab and Crew Cab with 8' box) (NFX)	•			•			•	•	•
– 50-gallon (optional on Crew Cab with 8' box; Tradesman only for 2500 model) (NFC)	0			0			0	0	0



## 2026 RAM 2500/3500 HEAVY DUTY

### STANDARD FEATURES AND OPTIONS

CPOS	Tradesman®	Black Express	Warlock	Big Horn® / Lone Star <sup>(30)</sup>	Rebel®	Power Wagon®	Laramie®	Limited Longhorn®	Limited
	2TA	2TC	2TB	2TZ/2TY	2TR	2TP	2TH	2TK	2TM

### MECHANICAL FEATURES (CONTINUED)

Shocks – Front and rear, heavy-duty - Magneti Marelli™ with KONI® Frequency Selective Damping valving (SFB/SGB)	.	.	.	.	.	.	.	.	.
– Front and rear, performance-tuned - Bilstein® (included with Off-Road Package and Power Wagon Package on Tradesman) (SFC/SGC)	P	P	.	P	.	.	P	P	P
Skid Plates (4x4) – Transfer case (included with Special Service Vehicle Group (AAP), Emergency/Fire/Rescue Special Service Package (AH6), Off-Road Package (ARC) and Power Wagon Package (ACE)) (XEF)	O/P	O/P	.	O/P	.	.	O/P	O/P	O/P
– Fuel tank (included with Power Wagon Package and HEMI® V8) (XEE)	P				P	.			
Start Control – Keyless push-button start (GX4)	.	.	.	.	.	.	.	.	.
Steering – Power, recirculating ball (SBE)	.	.	.	.	.	.	.	.	.
Suspension – Three-link front	.	.	.	.	.	.	.	.	.
– Rear link with coil springs (2500 only)	.	.	.	.	.	.	.	.	.
– Rear Hotchkis leaf-spring (3500 only)	.			.			.	.	.
– Suspension, Ram Articulink® front (included with Power Wagon Package) (SD1)	P					.			
– Stabilizer bar, front, standard (SHA)	.	.	.	.	.		.	.	.
– Stabilizer bar, front, electronic disconnecting (included with Power Wagon Package) (SHG)	P					.			
– Auto-Level Rear Air Suspension (not available with 3500 gas Regular Cab Single Rear Wheel (SRW) 4x4 or 2500 gas Regular Cab; not available with Off-Road Package) (SEB)					O		O	O	O
Tow Hooks – Black (XEA)	.	.	.	.	.	.	.	.	.
Trailer Tow – Four-pin trailer harness plug, rear bumper (combination receptacle with seven-pin) (XFU)	.	.	.	.	.	.	.	.	.
– Seven-pin trailer harness plug, rear bumper (combination receptacle with four-pin) (XFK)	.	.	.	.	.	.	.	.	.
– Class V hitch receiver (20K-lb 2500/23K-lb 3500) (XFR)	.	.	.	.	.	.	.	.	.
– Mopar® Fifth-Wheel Hitch, 20K lb (requires Fifth-Wheel/Gooseneck Prep Group) (XML)	O	O	O	O	O		O	O	O
– Mopar Fifth-Wheel Hitch, 30K lb (3500 Dual Rear Wheel (DRW) only; requires Fifth-Wheel/Gooseneck Prep Group) (XNH)	O			O			O	O	O
Transfer Case (4x4 only) – Electronic shift-on-the-fly (DK3)	.	.	.	.	.	.	.	.	.
Upfitter Module – Upfitter Electronic Monitoring Module (Vehicle System Interface Module (VSIM); included with Special Service Vehicle Group (AAP) and Emergency/Fire/Rescue Special Service Package (AH6) (XXS)	O/P	O	O	O	O	O	O	O	O

### EXTERIOR FEATURES

Winch – WARN® front electric, 12,000-lb capacity (included with Power Wagon Package and X1 Group on Power Wagon) (XE5)	P				O	P			
Bed Step, Rear, Deployable – Mopar (included with Bed Utility Group) (MDN)	P	P	P	P	P	P	P	.	.
Bedliner – Spray-in (included with H1 Plus, H2 Plus, X2, P1 Plus, P2 Plus, R1 and M1 Groups and Bed Utility Group) (XMF)	P	P	P	P	P	P	P	P	P

### STANDARD FEATURES AND OPTIONS

CPOS	Tradesman®	Black Express	Warlock	Big Horn® / Lone Star <sup>(30)</sup>	Rebel®	Power Wagon®	Laramie®	Limited Longhorn®	Limited
	2TA	2TC	2TB	2TZ/2TY	2TR	2TP	2TH	2TK	2TM

### EXTERIOR FEATURES (CONTINUED)

Bumpers – Black-painted, front and rear (MB1/MBN)	.		.						
– Chrome, front and rear (included with Chrome Appearance Group, L2 Group and Chrome Bumper Package (MCT/MBF)	P			.			P	P	P
– Body-color-painted, front and rear (included with Sport Appearance Package and Night Edition) (MBA/MBC)		.		P			.	.	.
– Black-powder-coated, front and rear (included with Power Wagon Package) (MCS/MB5)	P				.	.			
Center High-Mounted Stop Lamp (CHMSL) – Lamp (incandescent) with cargo-box illumination (LPE)	.	.	.	.	.	.	.	.	.
– LED with camera (included with H2 Plus, X1, X2, P1 Plus, P2 Plus, R1 and M1 Groups and Towing Technology Group; requires X1 Group and UBQ or UBW radio) (LPD)	P			O/P	O/P	O/P	O/P	P	P
Clearance Lamps, LED – Cab-mounted (optional on 2500 and 3500 SRW; included with 3500 DRW) (LNC)	O/P	O/P	O/P	O/P	.	.	O/P	O/P	O/P
– Box- and rear-fender-mounted (included with 3500 DRW) (LND)	P			P			P	P	P
Fog Lamps – LED with cornering feature (LNV)	.	.	.	.	.	.	.	.	.
Grilles – Matte Black upper header/lower appliqué (MM5)	.		.		.	.			
– Chrome upper header/lower appliqué (included with Chrome Appearance Group and L2 Group) (MNQ)	P			.			.	.	.
– Body-color-painted upper header/lower appliqué (included with Sport Appearance Package and Night Edition) (MM6)		.		P			P		P
– Tradesman grille with Matte Black-painted nostrils (MFF)	.	.	.						
– Matte Black mesh with Chrome (included with L2 Group and Chrome Appearance Group) (MAF)	P			.					
– Black grille with Gloss Black nostrils/Black inserts (included with Night Edition) (MHK)				P					
– Black grille with Gloss Black nostrils/Gloss Black billets (included with Night Edition) (MAK)							P		
– Power Wagon vertical bar grille with Ram badge (MF7)					.	.			
– Laramie grille with Chrome nostrils/Chrome billets (MF1)							.		
– Limited grille (MFJ)								.	.
– Limited grille in All Black (included with Night Edition) (MF6)									P
Headlamps/Taillamps – LED reflector headlamps (LM3)	.	.	.	.					
– Bi-functional LED projector headlamps (LM6)					.	.	.	.	.
– Incandescent taillamps (LA6)	.	.	.	.					
– Daytime running lamps (DRLs), low-beam (LM1)	.	.	.	.					
– LED DRLs (LMZ)					.	.	.	.	.
– Premium LED taillamps (included with Blind Spot Monitoring (BSM) <sup>(7)</sup> ) (LAY)	P	P	P	P	.	.	.	.	.
– Automatic headlamps (LMG)	.	.	.	.	.	.	.	.	.
– Auto High-Beam Headlamp Control (included with H2 Plus, X1, X2, P1, P1 Plus, P2 and P2 Plus Groups and Safety Group) (LMS)	P	P	P	P	P	P	P	.	.
Lighting – Pickup box (included with H1 Plus, H2 Plus, X2, P1 Plus, P2 Plus, R1 and M1 Groups, Bed Utility Group and RamBox® Cargo Management System) (LPL)	P	P	P	P	P	P	P	P	P

• = Standard. O = Optional. P = Available with Package noted. F = Fleet only.



## 2026 RAM 2500/3500 HEAVY DUTY

### STANDARD FEATURES AND OPTIONS

	Tradesman®	Black Express	Warlock	Big Horn® / Lone Star <sup>(30)</sup>	Rebel®	Power Wagon®	Laramie®	Limited Longhorn®	Limited
CPOS	2TA	2TC	2TB	2TZ/2TY	2TR	2TP	2TH	2TK	2TM
<b>EXTERIOR FEATURES (CONTINUED)</b>									
Mirrors, Exterior – Trailer-tow, manual-adjust for flat and convex mirrors, manual-adjust for folding and telescoping (GT1)	.								
– Trailer-tow, heated, power-adjust for flat and convex mirrors, manual-adjust for folding and telescoping; includes mirror running lights, courtesy lamps and supplemental turn signals (included with L1 and L2 Groups) (GT2)	P			.					
– Trailer-tow, heated, power-adjust for flat and convex mirrors, power-adjust for folding and telescoping; includes mirror running lights, courtesy lamps, supplemental turn signals and forward/reverse utility lights (included with Towing Technology Group and H1, H1 Plus, H2 and H2 Plus Groups) (GT3)	P	.	.	P	.	.	.		
– Trailer-tow, heated, power-/memory-adjust for flat and convex mirrors, power-/memory-adjust for folding and telescoping; includes auto-dimming function, auto-adjust-in-Reverse function, mirror running lights, courtesy lamps, supplemental turn signals and forward/reverse utility lights (included with X1, X2, P1, P1 Plus, P2 and P2 Plus Groups) (GT4)					P	P	P	.	.
– Exterior mirror color – Black (LE4)	.	.	.	.	.	.	.	.	.
Paint – Monotone (included with Black paint on Rebel and Power Wagon; requires X2 Group without Black paint) (APA)	.	.	.	.	O/P	O/P	.	.	.
– Lower Two-Tone (APD)					.	.			
RamBox® Cargo Management System – Includes illuminated, lockable, drainable bins on both bed sides, 115-volt driver’s-side outlet in bin and integrated lighting (short box only; Single Rear Wheel (SRW) only (requires X1 or X2 Group); not available with low-volume paints, Fifth-Wheel/Gooseneck Prep Group or Box Delete) (XB9)					O	O	O	O	O
Side Steps/Running Boards – Running boards, power (included with X2, P2 Plus, R1 and M1 Groups) (MY7)					P		O/P	P	P
– Side steps, tubular, Chrome, cab-length (Regular Cab only) (MRT)				O					
– Side steps, tubular, Black, cab-length (included with L1 and L2 Groups; requires X1 or X2 Groups for Power Wagon) (MRU)	O/P	.	O/P		O	O			
– Rock rails with side steps, Black, cab-length (included with X1 Group on Rebel; included with X1 and X2 Groups on Power Wagon) (MM4)					O/P	O/P			
– Side steps, flat, wheel-to-wheel, painted (Crew Cab and Mega Cab® only; SRW applications only; requires X1 Group for Rebel and Night Edition for Big Horn/Lone Star <sup>(30)</sup> and Laramie) (MY5)				O	O		O		
– Side steps, flat, wheel-to-wheel, Chrome (Crew Cab and Mega Cab only; SRW applications only; requires P1 or P1 Plus Group) (MR5)				O			O	.	.
– Side steps, flat, cab-length, painted (3500 Dual Rear Wheel (DRW) Crew Cab and Mega Cab only; requires Night Edition) (MR4)				O			O		
– Side steps, flat, cab-length, Chrome (3500 DRW Crew Cab and Mega Cab only; requires P1 or P1 Plus Group) (MRS)				O			O		

. = Standard. O = Optional. P = Available with Package noted. F = Fleet only.

### STANDARD FEATURES AND OPTIONS

	Tradesman®	Black Express	Warlock	Big Horn® / Lone Star <sup>(30)</sup>	Rebel®	Power Wagon®	Laramie®	Limited Longhorn®	Limited
CPOS	2TA	2TC	2TB	2TZ/2TY	2TR	2TP	2TH	2TK	2TM
<b>EXTERIOR FEATURES (CONTINUED)</b>									
Sport Performance Hood (included with X1 and X2 Groups, Sport Appearance Package and Night Edition) (MGB)		.			P	P	P		P
Tailgate – Locking (XJJ)	.	.	.	.	.	.	.	.	.
– Dampened (included with H2 and H2 Plus Groups) (MWD)				P	.	.	.	.	.
– Remote tailgate release (included with P1, P1 Plus, P2 and P2 Plus Groups) (JKR)					.	.	P	.	.
Tie-Downs – Lower, fixed (four)	.	.	.	.	.	.	.	.	.
– Upper, adjustable (four; included with RamBox Cargo Management System) (CL2)					P	P	P	P	P
Wheel Flares – Black, Power Wagon design (included with Power Wagon Package on Tradesman) (MMZ)	P		.		.	.			
– Body-color-painted (MML)								.	.
Windshield Wipers – Variable/intermittent (JHA)	.	.	.	.	.	.	.	.	.
– Rain-sensitive (included with Safety Group and H2 Plus, X1, X2, P1, P1 Plus, P2 and P2 Plus Groups) (JHC)	P	P	P	P	P	P	P	.	.
<b>INTERIOR FEATURES</b>									
Air Conditioning – Manual temperature control; base (HAA)	.	.	.	.					
– Dual-Zone automatic temperature control (included with Convenience Group, H1 Plus and H2 Plus Groups or UBO radio on Big Horn/Lone Star <sup>(30)</sup> ) (HAF)	P	P	P	P	.	.	.	.	.
Auxiliary Switches – Instrument panel-mounted (included with Special Service Vehicle Group (AAP) and Emergency/Fire/Rescue Special Service Package (AH6)) (LHL)	O/P	O/P	O/P	O	O		O	O	O
Auxiliary Pass-Through Wires (quantity four; included with Special Service Vehicle Group (AAP), Emergency/Fire/Rescue Special Service Package (AH6) and auxiliary switches) (BC3)	P	P	P	P	P		P	P	P
Consoles and Storage – Storage, floor-mounted tray (included with bench seat only; not included on Regular Cab 4x2) (CUY)	P	P	P	P	.	.	P		
– Full-size floor console (included with bucket seats) (CUP)				P	P	P	P		
– Full-size floor console - Premium (included with bucket seats) (CVT)								P	P
– Storage, behind-seat (Regular Cab and Mega Cab) (CU3)	.			.			.	.	.
– Storage, rear underseat compartment (Crew Cab only) (CUE)	.	.	.	.	.	.	.	.	.
– Fold-flat load floor (Crew Cab only) with underseat storage (included with *AL, *BL, *GL, *H9, *PL, *NL, *VL, *M9, *MJ and *SJ seats) (CVN)				P	P	P	P	P	P
– Storage, in-floor boxes, rear (Crew Cab only; included with H1, H1 Plus, H2, H2 Plus, P1, P1 Plus, P2 and P2 Plus Groups) (CB9)				P	.	.	P	.	.
– Close-out panel, in-floor storage (Crew Cab only) (CUH)	.	.	.	.			.		
– Storage, front center-seat cushion (included with *M9, *H9 and *VL seats) (CVH)				P	P	P	P		
– Overhead console (incandescent lighting; included with Chrome Appearance Group and L1 and L2 Groups on Regular Cab) (CUN)	P/.	.	.	.	.	.			
– Overhead console (LED lighting; included with X1 and X2 Groups) (CUS)					P	P	.	.	.
Door Locks – Powered and speed-sensitive (JPH)	.	.	.	.	.	.	.	.	.
– Remote keyless entry (GXM)	.	.	.	.	.	.	.	.	.
– Remote proximity (passive) keyless entry (included with X1 and X2 Groups) (GXD)					P	P	.	.	.



# 2026 RAM 2500/3500 HEAVY DUTY

## STANDARD FEATURES AND OPTIONS

CPOS	Tradesman®	Black Express	Warlock	Big Horn® / Lone Star <sup>(30)</sup>	Rebel®	Power Wagon®	Laramie®	Limited Longhorn®	Limited
	2TA	2TC	2TB	2TZ/2TY	2TR	2TP	2TH	2TK	2TM

### INTERIOR FEATURES (CONTINUED)

Instrument Cluster, Display – 3.5-inch Driver Information Display (DID), color (JAK)	•	•	•	•					
– 7-inch DID, color (included with Safety Group and H2 and H2 Plus Groups) (JAL)	P	P	P	P					
– Premium 12-inch digital DID (JAN)					•	•	•	•	•
Off-Road Pages Application in Radio (included with UBQ and UBW radios) (JA8)	P	P	P	P	P	P	P	P	P
Remote Start <sup>(27)</sup> System – Key fob-activated (included with H1 Plus, H2 and H2 Plus Groups) (XBM)				O/P	•	•	•	•	•
Memory – Radio presets/driver’s seat/exterior mirrors/power-adjust pedals (included with *AL, *BL, *GL, *PL, *NL, *GJ, *VL and *SJ seats; requires P1 Group) (LEV)					P	P	P	P	P
Pedals – Non-adjustable (XA8)	•	•	•	•			•		
– Power-adjust (included with H2 and H2 Plus Groups) (XAP)				P	•	•			
– Power-adjust with memory (included with X1, X2, P1, P1 Plus, P2 and P2 Plus Groups) (XAM)					P	P	P	P	P
Seats – Heavy-duty vinyl 40/20/40 split-bench front with manual-adjust and folding rear bench (Crew Cab) (*TX)	•			F					
– Cloth 40/20/40 split-bench front with manual-adjust and folding rear bench (Crew Cab; included with L1 and L2 Groups) (*V9)	F/P	•	•	•					
– Premium cloth 40/20/40 split-bench front with power-adjust for driver, 60/40 split-folding rear bench with center fold-down armrest and fold-flat load floor (included with H1 and H1 Plus Groups) (*M9)				O/P					
– Premium cloth front bucket with power-adjust for driver, full-length center console, 60/40 split-folding rear bench with center fold-down armrest and fold-flat load floor (included with H2 and H2 Plus Groups; requires H1 Plus Group) (*MJ)				O/P					
– Cloth 40/20/40 split-bench front heated with power-adjust for driver, 60/40 split-folding rear bench with center fold-down armrest and fold-flat load floor (*H9)					•	•			
– Leather-trimmed, heated and ventilated front bucket with full-length center console, power-/memory-adjust for driver and power-adjust for passenger, 60/40 split-folding heated rear bench with center fold-down armrest and fold-flat load floor (included with X1 Group) (*PL/*AL)					P	P			
– Premium leather-trimmed, heated and ventilated front bucket with full-length center console, power-/memory-adjust for driver and power-adjust for passenger, 60/40 split-folding heated rear bench with center fold-down armrest and fold-flat load floor (included with X2 Group) (*NL/*GL)					P	P			
– Leather-trimmed 40/20/40 split-bench front heated with power-adjust for driver and passenger, 60/40 split-folding rear bench with center fold-down armrest and fold-flat load floor (*VL)							•		
– Leather-trimmed, heated front bucket with full-length center console, power-adjust for driver and passenger, 60/40 split-folding rear bench with center fold-down armrest and fold-flat load floor (included with P1 Plus, P2 and P2 Plus Groups; requires P1 Group) (*GJ)								O/P	
– Premium leather with filigree, heated and ventilated front bucket with full-length premium center console, power-/memory-adjust for driver and power-adjust for passenger, 60/40 split-folding heated rear bench with center fold-down armrest and fold-flat load floor (*BL)									•

• = Standard. O = Optional. P = Available with Package noted. F = Fleet only.

## STANDARD FEATURES AND OPTIONS

CPOS	Tradesman®	Black Express	Warlock	Big Horn® / Lone Star <sup>(30)</sup>	Rebel®	Power Wagon®	Laramie®	Limited Longhorn®	Limited
	2TA	2TC	2TB	2TZ/2TY	2TR	2TP	2TH	2TK	2TM

### INTERIOR FEATURES (CONTINUED)

Seats (continued) – Premium leather, heated and ventilated front bucket with full-length premium center console, power-/memory-adjust for driver and power-adjust for passenger, 60/40 split-folding heated rear bench with center fold-down armrest and fold-flat load floor (*SJ)									•
Speed Control – Adaptive Cruise Control (ACC) with Stop <sup>(6)</sup> (NH3)	•	•	•	•	•	•	•	•	•
Steering Wheels – Urethane (SCF)	•	•	•	•					
– Luxury (included with Safety Group and H1, H1 Plus, H2 and H2 Plus Groups) (SCK)	P	P	P	P			•		
– Leather-wrapped, perforated with Gray stitching (SCB)					•	•			
– Leather-wrapped with real wood (SCW)								•	•
– Audio controls (included with SCK, SCB and SCW steering wheels) (RDZ)	P	P	P	P	P	P	P	P	P
– Heated (included with H2 and H2 Plus Groups, Heated Seats and Wheel Group and *AL, *BL, *GL, *H9, *PL, *NL, *GJ, *VL and *SJ seats) (NHS)				P	P	P	P	P	P
Sunroof (not available with Regular Cab; requires X2, P1 Plus, P2 Plus, R1 and M1 Groups) (GWA)					O	O	O	O	O
Universal Garage Door Opener in Visor (included with H2, H2 Plus, X1 and X2 Groups) (XGD)				P	P	P	•	•	•
Mirror – Rearview, auto-dimming (included with Safety Group, Convenience Group and H1, H1 Plus, H2 and H2 Plus Groups) (GNK)	P	P	P	P	•	•	•	•	•
– Rearview, digital (dedicated camera located in Center High-Mounted Stop Lamp (CHMSL); included with Tow-Mode Digital Rearview Mirror Package and R1 and M1 Groups) (GRG)	P	P	P	P	P	P	P	P	P
– Rearview, digital 3.0 (included with Tow Technology Plus Group) (GNQ)	P	P	P	P	P	P	P	P	P
Windows – Power, front one-touch down (Regular Cab only) (JPY)	•			•					
– Power, front one-touch up/down (Crew Cab and Mega Cab®) (JP3)	•	•	•	•	•	•	•	•	•
– Rear, fixed (GJD)	•	•	•	•					
– Rear, manual-sliding (Regular Cab only; included with L1, L2, H1, H1 Plus, H2 and H2 Plus Groups) (GFD)	P			P					
– Rear, power-sliding (Crew Cab and Mega Cab only; paired with defroster; included with L1, L2, H2 and H2 Plus Groups) (GFE)	P	P	P	P	•	•	•	•	•
– Rear window defroster (optional on Regular Cab Tradesman) (GFA)	O/•	•	•	•	•	•	•	•	•

### UCONNECT® MULTIMEDIA

Uconnect Voice Command (XRB)	•	•	•	•	•	•	•	•	•
Compass – Compass and temperature display (in radio) (JFJ)	•	•	•	•	•	•	•	•	•
– GPS antenna input on radio (JLP)	•	•	•	•	•	•	•	•	•
Connectivity, Radio – Auxiliary input, headphone jack	•	•	•	•	•	•	•	•	•
– Front Media Hub (one fully functional USB, one charging-only USB and one auxiliary input; each USB connection is a Type-A/-C USB pair) (RSF)	•	•	•	•	•	•	•	•	•
– Single-remote USB port - Charging only (center armrest, Type-A; included with *TX, *V9, *H9 and *VL seats) (RS3)	P	P	P	P	P	P	P		
– Dual-remote USB Media Hub - Charging only (two Type-A/-C pairs with bucket seats and two Type-A connectors with bench seats; included with *AL, *GL, *PL, *NL and *MJ seats) (RS2)				P	P	P	•	•	•





## 2026 RAM 2500/3500 HEAVY DUTY

### STANDARD FEATURES AND OPTIONS

CPOS	Tradesman®	Black Express	Warlock	Big Horn® / Lone Star <sup>(30)</sup>	Rebel®	Power Wagon®	Laramie®	Limited Longhorn®	Limited
	2TA	2TC	2TB	2TZ/2TY	2TR	2TP	2TH	2TK	2TM

### SAFETY, SECURITY & CONVENIENCE (CONTINUED)

Trailer Reverse Steering Control <sup>(5)</sup> (included with Tow Technology Plus Group) (XA1)	P	P	P	P	P	P	P	P	P
Adaptive Cruise Control (ACC) with Stop <sup>(6)</sup> (NH3)	•	•	•	•	•	•	•	•	•
Hill Descent Control (included with Off-Road Package and Power Wagon Package) (BNH)	P	P	•	P	•	•	P	P	P
Back-Up Alarm – Audible alarm when vehicle is in Reverse (XAW)	O	O	O	O	O	O	O	O	O
DOT-Certified Roadside Safety Kit (includes DOT fire extinguisher, three reflecting triangles, two red flags and spare fuses) (ACL)	O	O	O	O	O	O	O	O	O
Parking Sensors – ParkSense® Front/Rear Park Assist <sup>(12)</sup> (included with Power Wagon Package, and L1 and L2 Groups) (XAG)	P	•	P	•	•	•	•	•	•
Restraints – Front, height-adjustable three-point seat belts (outboard positions only) (CGD)	•	•	•	•	•	•	•	•	•
Rear-Seat Reminder Alert (JFB)	•	•	•	•	•	•	•	•	•
LATCH – Child Seat Anchor System (CGU)	•	•	•	•	•	•	•	•	•
Adaptive Steering System <sup>(6)</sup> – Variable Steering Effort System (included with Safety Group, and H2 Plus, P1 Plus, P2 Plus, R1 and M1 Groups) (SJE)	P	P	P	P	P	P	P	P	P
Security – Sentry Key® Theft Deterrent System - Engine immobilizer (GXX)	•	•	•	•	•	•	•	•	•
– Security alarm <sup>(34)</sup> (LSA)	•	•	•	•	•	•	•	•	•
Tailgate-Ajar Warning Lamp (LAN)	•	•	•	•	•	•	•	•	•
Tire Pressure Monitor – Tire Pressure Monitoring System, cluster display (2500 only) (XGM)	•	•	•	•	•	•	•	•	•
– Tire Pressure Information System, cluster display (3500 only) (XBT)	•	•	•	•	•	•	•	•	•
– Selectable Tire-Fill Alert (LA5)	•	•	•	•	•	•	•	•	•
– Tire-Fill Alert (LAW)	•	•	•	•	•	•	•	•	•
Trailer Brake Controller – Electronic Trailer Brake Controller (ITBM) (XHC)	•	•	•	•	•	•	•	•	•
Trailer-Light Check Out (cluster-activated routine) (JJI)	•	•	•	•	•	•	•	•	•
Trailer Tire Pressure Monitoring System (includes four trailer tire sensors; included with Towing Technology Group) (XG9)	P			P	P	P	P	P	P

### EQUIPMENT GROUPS

Tradesman Level 1 Equipment (L1 Group) – Convenience Group, overhead console, *V9 cloth bench seats, carpet floor covering, rear antispin differential, exterior 115-volt outlet, 400-watt inverter, Active Noise Control System, sliding rear window on Regular Cab, power-sliding rear window on Crew Cab, GT2 exterior mirrors, carpet floor mats, interior front 115-volt outlet, Black tubular side steps and ParkSense Front/Rear Park Assist System <sup>(12)</sup> (A7B)	O	O	O						
Tradesman Level 2 Equipment (L2 Group) – Includes L1 Group, Chrome grille surround, Chrome front and rear bumpers, 18-inch Chrome-clad steel wheels for Single Rear Wheels (SRWs) and 17-inch polished aluminum wheels for Dual Rear Wheels (DRWs) (A7D)	O								
Big Horn/Lone Star <sup>(30)</sup> Level 1 Equipment (H1 Group) – Includes rear in-floor storage bins, *M9 cloth bench seats, rear antispin differential, sliding rear window on Regular Cab, auto-dimming rearview mirror, GT3 exterior mirrors, dual glove boxes, driver's-door foam bottle insert, footwell courtesy lamp, glove box lamp, rear dome lamp with on/off switch and luxury steering wheel (A7E)				O					

### STANDARD FEATURES AND OPTIONS

CPOS	Tradesman®	Black Express	Warlock	Big Horn® / Lone Star <sup>(30)</sup>	Rebel®	Power Wagon®	Laramie®	Limited Longhorn®	Limited
	2TA	2TC	2TB	2TZ/2TY	2TR	2TP	2TH	2TK	2TM

### EQUIPMENT GROUPS (CONTINUED)

Big Horn/Lone Star <sup>(30)</sup> Level 1 Plus Equipment (H1 Plus Group) – Includes H1 Group, Remote Start <sup>(27)</sup> System, spray-in bedliner, deployable bed step, LED bed lighting, Dual-Zone automatic temperature control, premium audio system (seven speakers on Regular Cab or premium 10-speaker Surround Sound system on Crew Cab) and Uconnect® 5 NAV with 12-inch touchscreen display (A7F)				O					
Big Horn/Lone Star <sup>(30)</sup> Level 2 Equipment (H2 Group) – Includes 115-volt front power outlet, 400-watt inverter, rear in-floor storage bins, *MJ cloth bucket seats, glove box lamp, dampened tailgate, Remote Start <sup>(27)</sup> System, sliding rear window on Regular Cab, power-sliding rear window on Crew Cab, sun visors with illuminated vanity mirrors, auto-dimming rearview mirror, GT3 exterior mirrors, Universal Garage Door Opener, heated steering wheel, dual glove boxes, driver's-door foam bottle insert, dual wireless charging pads, cluster with 7-inch Driver Information Display (DID), heated front seats, footwell courtesy lamp, rear dome lamp with on/off switch, premium 10-speaker Surround Sound system, luxury steering wheel, power-adjustable pedals, and Blind Spot Monitoring (BSM) <sup>(7)</sup> and Rear Cross-Path Detection System <sup>(4)</sup> (A7G)				O					
Big Horn/Lone Star <sup>(30)</sup> Level 2 Plus Equipment (H2 Plus Group) – Includes H2 Group, 115-volt exterior power outlet, spray-in bedliner, deployable bed step, Drowsy-Driver Detection <sup>(6)</sup> , Dual-Zone automatic temperature control, rain-sensitive windshield wipers, LED bed lighting, Auto High-Beam Headlamp Control, Trailer Tire Pressure Monitoring System, Traffic Sign Recognition <sup>(13)</sup> , Adaptive Steering System <sup>(6)</sup> , Active Lane Management System <sup>(5)</sup> , LED Center High-Mounted Stop Lamp (CHMSL) with Cargo-View Camera <sup>(4)</sup> , Uconnect 5 NAV with 12-inch touchscreen display, Surround-View Camera System <sup>(4)</sup> and Trailer Reverse Guidance <sup>(4)</sup> (A7H)				O					
Rebel/Power Wagon Level 1 Equipment (X1 Group) – Includes premium overhead console, *PL/*AL leather-trimmed bucket seats, Body-color door handles, Sport Performance Hood, WARN® electric front winch (Power Wagon only), sun visors with illuminated vanity mirrors, remote proximity keyless entry, GT4 exterior mirrors, rubber floor mats, Universal Garage Door Opener, rain-sensitive windshield wipers, overhead LED lamps, LED rear dome lamp with on/off switch, LED interior lighting, Auto High-Beam Headlamp Control, Mopar® Rock Rails with Step Pad, premium 10-speaker Surround Sound system and power-adjustable pedals with memory (A7J/A7L)									O
Rebel/Power Wagon Level 2 Equipment (X2 Group) – Includes X1 Group, leather-wrapped grab handles, luxury door trim panels, leather-wrapped shift control, *NL/*GL leather-trimmed bucket seats, instrument-panel bezels in aluminum litho with Black trim, spray-in bedliner, deployable bed step, LED bed lighting, power-deployable running boards (Rebel only), premium LED CHMSL with Cargo-View Camera <sup>(4)</sup> , premium 17-speaker Surround Sound system, 10.25-inch front-passenger touchscreen display and Uconnect 5 NAV with 14.5-inch touchscreen display (A7K/A7M)									O
Laramie Level 1 Equipment (P1 Group) – Includes rear in-floor storage bins, rear antispin differential, GT4 exterior mirrors, driver's-door foam bottle insert, rain-sensitive windshield wipers, remote tailgate release, Auto High-Beam Headlamp Control and power-adjustable pedals with memory (A7N)									O



## 2026 RAM 2500/3500 HEAVY DUTY

### STANDARD FEATURES AND OPTIONS

CPOS	Tradesman®	Black Express	Warlock	Big Horn® / Lone Star <sup>(30)</sup>	Rebel®	Power Wagon®	Laramie®	Limited Longhorn®	Limited
	2TA	2TC	2TB	2TZ/ 2TY	2TR	2TP	2TH	2TK	2TM

### EQUIPMENT GROUPS (CONTINUED)

Laramie Level 1 Plus Equipment (P1 Plus Group) – Includes P1 Group, *GJ leather-trimmed bucket seats, spray-in bedliner, deployable bed step, Drowsy-Driver Detection, <sup>(6)</sup> LED bed lighting, Traffic Sign Recognition, <sup>(3)</sup> Adaptive Steering System, <sup>(6)</sup> Active Lane Management System <sup>(5)</sup> and LED CHMSL with Cargo-View Camera <sup>(4)</sup> (A7P)							0		
Laramie Level 2 Equipment (P2 Group) – Includes rear in-floor storage bins, *GJ leather-trimmed bucket seats, rear antispin differential, GT4 exterior mirrors, driver's-door foam bottle insert, rain-sensitive windshield wipers, remote tailgate release, Auto High-Beam Headlamp Control, premium 17-speaker Surround Sound system, Uconnect® 5 NAV with 14.5-inch touchscreen display and power-adjustable pedals with memory (A7Q)							0		
Laramie Level 2 Plus Equipment (P2 Plus Group) – Includes P2 Group, spray-in bedliner, deployable bed step, Drowsy-Driver Detection, <sup>(6)</sup> LED bed lighting, Traffic Sign Recognition, <sup>(3)</sup> Adaptive Steering System, <sup>(6)</sup> Active Lane Management System, <sup>(5)</sup> LED CHMSL with Cargo-View Camera <sup>(4)</sup> and power-deployable running boards (A7R)							0		
Limited Longhorn Level 1 Equipment (R1 Group) – Includes spray-in bedliner, rear antispin differential, Drowsy-Driver Detection, <sup>(6)</sup> digital rearview mirror, LED CHMSL with Cargo-View Camera, <sup>(4)</sup> power-deployable running boards, LED bed lighting, Trailer Tire Pressure Monitoring System, Traffic Sign Recognition, <sup>(3)</sup> Adaptive Steering System, <sup>(6)</sup> Active Lane Management System, <sup>(5)</sup> Surround-View Camera System <sup>(4)</sup> and Trailer Reverse Guidance <sup>(4)</sup> (A7U)								0	
Limited Level 1 Equipment (M1 Group) – Includes Mopar® Spray-In Bedliner, rear antispin differential, Drowsy-Driver Detection, <sup>(6)</sup> digital rearview mirror, LED CHMSL with Cargo-View Camera, <sup>(4)</sup> power-deployable running boards, LED bed lighting, Trailer Tire Pressure Monitoring System, Traffic Sign Recognition, <sup>(3)</sup> Adaptive Steering System, <sup>(6)</sup> Active Lane Management System, <sup>(5)</sup> Surround-View Camera System <sup>(4)</sup> and Trailer Reverse Guidance <sup>(4)</sup> (A7S)									0

### APPEARANCE PACKAGES

Chrome Appearance Group – Includes overhead console, exterior 115-volt outlet, 400-watt inverter, interior front 115-volt outlet, Chrome grille surround, Chrome front and rear bumpers, 18-inch Chrome-clad steel wheels for Single Rear Wheels (SRWs) and 17-inch polished aluminum wheels for Dual Rear Wheels (DRWs) (A7C)	0								
Sport Appearance Package – Includes Black interior accents, Sport Performance Hood on Laramie, Sport decal, Body-color grille surround and Body-color front and rear bumpers (requires H1 Plus or H2 Plus Group for Big Horn/Lone Star, <sup>(30)</sup> and P1 Plus or P2 Plus Group for Laramie) (AEF)				0			0		

### STANDARD FEATURES AND OPTIONS

CPOS	Tradesman®	Black Express	Warlock	Big Horn® / Lone Star <sup>(30)</sup>	Rebel®	Power Wagon®	Laramie®	Limited Longhorn®	Limited
	2TA	2TC	2TB	2TZ/ 2TY	2TR	2TP	2TH	2TK	2TM

### APPEARANCE PACKAGES (CONTINUED)

Night Edition – Includes Sport Performance Hood for Laramie and Limited, Black interior accents, Black exterior badges, Body-color grille surround, Body-color front and rear bumpers, Gloss Black grille insert accents and Black-painted aluminum wheels (requires H1 Plus or H2 Plus Group for Big Horn/Lone Star, <sup>(30)</sup> P1 Plus or P2 Plus Group for Laramie, and M1 Group for Limited) (ASH)				0			0		0
Chrome Bumper Package – Includes Chrome front and rear bumpers (AST)							0	0	0
<b>OPTION GROUPS</b>									
Convenience Group – Includes auto-dimming rearview mirror, tinted acoustic windshield, Dual-Zone automatic temperature control, six speakers on Regular Cab and Uconnect 5 NAV with 12-inch touchscreen display (included with L1 and L2 Groups) (ADC)	P	P	P						
Bed Utility Group – Includes LED bed lighting, spray-in bedliner and rear, deployable bed step (requires X1 Group) (ANT)	0	0	0	0	0	0	0	0	0
Emergency/Fire/Rescue Special Service Package – Includes transfer case skid plate, upfitter electronic module (Vehicle System Interface Module (VSIM)) and dash-mounted auxiliary switches (AH6)	F								
Heated Seats and Wheel Group – Includes heated front seats and heated leather-wrapped steering wheel (requires H1 Plus Group) (AGF)				0					
Cold Weather Group – Includes engine block heater and winter front grille cover (diesel engine only) (ADE)	0	0	0	0	0		0	0	0
Dual Rear Wheel (DRW) Group – Includes 6,000-lb front axle with hub extension, rear wheelhouse liners, cab-mounted LED clearance lamps, and box- and rear-fender-mounted LED clearance lamps (3500 only) (WLA)	0			0			0	0	0
Fifth-Wheel/Gooseneck Prep Group – Includes bed-mounted seven-pin connector (seven-/12-pin connector if equipped with XFU), mounting holes for fifth-wheel hitch and gooseneck ball, and mounting hole covers (included with Max Tow Package on 3500; not available with RamBox® Cargo Management System) (AHU)	O/P	0	0	O/P	0		O/P	O/P	O/P
Off-Road Package – Includes transfer case skid plate, front/rear Bilstein® shocks, Hill Descent Control and OWL On-/Off-Road tires (2500 4x4 only; requires H1 Plus or H2 Plus Group for Big Horn/Lone Star, <sup>(30)</sup> P1 Plus or P2 Plus Group for Laramie, and R1 and M1 Groups) (ARC)				0			0	0	0



## 2026 RAM 2500/3500 HEAVY DUTY

### STANDARD FEATURES AND OPTIONS

CPOS	Tradesman®	Black Express	Warlock	Big Horn® / Lone Star <sup>(30)</sup>	Rebel®	Power Wagon®	Laramie®	Limited Longhorn®	Limited
	2TA	2TC	2TB	2TZ/2TY	2TR	2TP	2TH	2TK	2TM

### OPTION GROUPS (CONTINUED)

Power Wagon Package – Includes Ram Articulink® front suspension, front/rear Bilstein® shocks, Hill Descent Control, Tru-Lok® front and rear axles, 4.10 axle ratio, fuel tank skid plate, transfer case skid plate, front electric winch, Black wheel flares, Black powder-coated front and rear bumpers, front disconnecting stabilizer bar, 17-inch Power Wagon aluminum wheels, LT285/70R17D OWL Goodyear® Wrangler DuraTrac® A/T tires, ParkSense® Front/Rear Park Assist <sup>(12)</sup> and rear wheel-well liners (2500: gas engine; Crew Cab: 4x4 only; requires L1 Group) (ACE)	0								
Commercial Features Package – Includes exterior 115-volt outlet, 400-watt inverter, interior front 115-volt outlet and ParkSense Front/Rear Park Assist System <sup>(12)</sup> (AGS)	0	0	0						
Safety Group – Includes Drowsy-Driver Detection, <sup>(6)</sup> auto-dimming rearview mirror, rain-sensitive windshield wipers, cluster with 7-inch Driver Information Display (DID) on Tradesman and Big Horn/Lone Star, <sup>(30)</sup> Auto High-Beam Headlamp Control, Traffic Sign Recognition, <sup>(13)</sup> Adaptive Steering System, <sup>(6)</sup> Active Lane Management System, <sup>(5)</sup> luxury steering wheel, and Blind Spot Monitoring (BSM) <sup>(7)</sup> and Rear Cross-Path Detection System <sup>(4)</sup> (requires X1, X2, P1 or P2 Group) (AAU)	0	0	0	0	0	0	0	0	0

### STANDARD FEATURES AND OPTIONS

CPOS	Tradesman®	Black Express	Warlock	Big Horn® / Lone Star <sup>(30)</sup>	Rebel®	Power Wagon®	Laramie®	Limited Longhorn®	Limited
	2TA	2TC	2TB	2TZ/2TY	2TR	2TP	2TH	2TK	2TM

### OPTION GROUPS (CONTINUED)

Special Service Vehicle Group – Includes transfer case skid plate, dash pass-through wire circuits, upfitter electronic module (VSIM) and dash-mounted auxiliary switches (AAP)	F								
Max Tow Package – Includes Fifth-Wheel/Gooseneck Prep Group, DOT-certified roadside safety kit, LED Center High-Mounted Stop Lamp (CHMSL) with Cargo-View Camera <sup>(4)</sup> and Auto-Level Rear Air Suspension on select 4x4 models (requires DRW and diesel engine) (AJL)	0			0			0	0	0
Towing Technology Group – Includes Surround-View Camera System, <sup>(4)</sup> LED CHMSL with Cargo-View Camera, <sup>(4)</sup> Trailer Reverse Guidance, <sup>(4)</sup> Trailer Tire Pressure Monitoring System, GT3 exterior mirrors for Tradesman, and BSM <sup>(7)</sup> and Rear Cross-Path Detection System <sup>(4)</sup> (requires L2, H1 Plus, X1, X2, P1, P1 Plus, P2 or P2 Plus Group) (AAN)	0			0	0	0	0	0	0
Tow Technology Plus Group – Includes 3.0 digital rearview mirror, auxiliary switch prep, and Trailer Reverse Steering Control <sup>(5)</sup> (requires Adaptive Steering System, <sup>(6)</sup> Surround-View Camera System <sup>(4)</sup> ; and L2, H2 Plus, X1, X2, P1 Plus, P2 Plus, R1 or M1 Group) (AVS)	0			0	0	0	0	0	0
Tow-Mode Digital Rearview Mirror Package – Includes digital rearview mirror and wired tow-mode camera (requires L1, L2, H2, H2 Plus, X1, X2, P1 Plus, P2, P2 Plus, R1 or M1 Group) (AVF)	0	0	0	0	0	0	0	0	0



## 2026 RAM 3500/4500/5500 CHASSIS CAB



### SELECT FEATURES

6.4L HEMI® V8 Engine/8-speed Automatic Transmission (3500)/8-speed ZF 8AP430 TorqueFlite® Automatic Transmission (4500/5500)

Air Conditioning

Alternator – 220-amp

Antispin Differential – Rear

Auxiliary Input Jack for Mobile Devices

Auxiliary Power Outlets – 12-volt

Auxiliary Switches – Five

Battery – 730-amp (one per vehicle with gas engine; two per vehicle with diesel engine)

Engine Cooling – Heavy-duty

Lamps – Cab-clearance

LED Fog Lamps

LED Reflector Headlamps with Automatic Function

Shock Absorbers – Heavy-duty

Speed Control

Stabilizer Bar – Front

Steering – Power, recirculation ball

USB Port – Media port with Type-A/-C USB pairs and auxiliary input port

Windshield Wipers – Variable/intermittent

### SAFETY & SECURITY

Adaptive Cruise Control (ACC) with Stop<sup>(6)</sup>

Air Bags<sup>(31)</sup> – Multistage front

Brakes – Power-assisted four-wheel antilock disc

Electronic Stability Control (ESC)<sup>(8)</sup> System

Full-Speed Forward Collision Warning Plus<sup>(9)</sup> with Auto Emergency Braking<sup>(9)</sup>

ParkView® Rear Back-Up Camera<sup>(4)</sup> (Available)

Pedestrian/Cyclist Emergency Braking<sup>(9)</sup>

Sentry Key® Theft Deterrent System – Engine immobilizer

### AVAILABLE FLEET FEATURES

Emergency/Fire/Rescue Special Emissions Package

Low-Volume Paint Options

Mopar® Black Tubular Side Steps for Tradesman® and Big Horn®

Mopar Front Splash/Mud Guards

Two Additional Key Fobs

ENGINES	HORSEPOWER <sup>(32)</sup>	TORQUE <sup>(32)</sup>
6.4L HEMI V8	370 hp @ 5,600 rpm	429 lb-ft @ 4,000 rpm
6.7L I-6 Cummins® Turbo Diesel	360 hp @ 2,800 rpm	800 lb-ft @ 1,800 rpm

INTERIOR DIMENSIONS <sup>(33)</sup>		
All Ram Chassis Cab Interiors	Regular Cab	Crew Cab
Headroom (front / rear)	39.8	40.9 / 39.8
Hip Room (front / rear)	62.9	62.9 / 62.7
Shoulder Room (front / rear)	65.9	65.9 / 65.6
Legroom (front / rear)	40.9	40.9 / 40.2
Seating Capacity (max occupants)	3	6

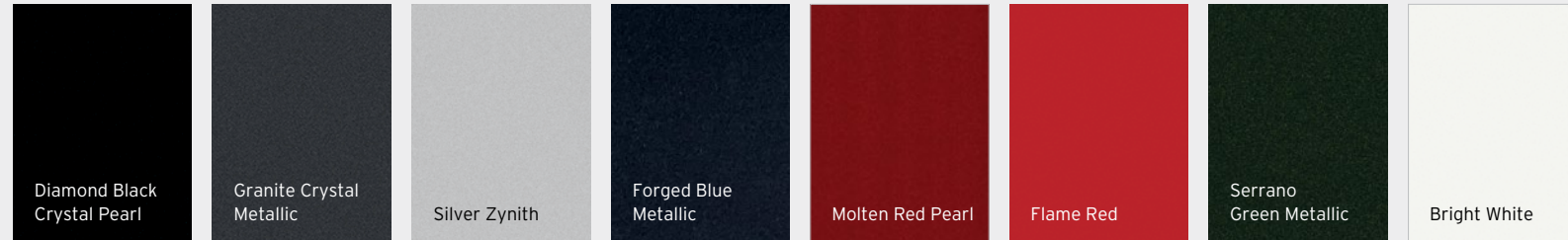
RAM 3500 CHASSIS CAB MAX JOB RATING INFORMATION (3500 DD) <sup>(32),(33),(38)</sup>						
3500 Chassis Cab (3500 DD)		Regular Cab			Crew Cab	
		60" CA (4x2/4x4)	60" CA (4x2/4x4)	84" CA (4x2/4x4)	60" CA (4x2/4x4)	60" CA (4x2/4x4)
Powertrain	Capacity Type	SRW	DRW		SRW	DRW
6.4L HEMI V8/ ZF 8HP75 TorqueFlite® 8-speed Automatic Transmission	MAX GVWR	11,040	13,500		11,040	13,500
	MAX PAYLOAD	5,190/4,850	7,390/7,050	7,330/6,980	4,750/4,330	6,950/6,450
	MAX GAWR, FRONT	5,500	5,500	5,500	5,500	5,500
	MAX GAWR, REAR	6,800	9,850	9,850	6,800	9,850
	MAX TOWING	16,000/15,660	15,740/15,400	15,680/15,330	15,560/15,140	15,300/14,800
6.4L HEMI V8/ ZF 8AP430 TorqueFlite HD 8-speed Automatic Transmission	MAX GCWR	22,000	22,000	22,000	22,000	22,000
	MAX GVWR	11,040	14,000	14,000	11,040	14,000
	MAX PAYLOAD	5,070/4,730	7,710/7,440	7,650/7,290	4,630/4,210	7,270/6,850
	MAX GAWR, FRONT	5,500	5,500	5,500	5,500	5,500
	MAX GAWR, REAR	6,800	9,850	9,850	6,800	9,850
6.7L I-6 Cummins Turbo Diesel/ ZF TorqueFlite HD 8-speed Automatic Transmission	MAX TOWING	18,880/18,540	18,550/18,280	18,500/18,140	18,440/18,020	18,110/17,700
	MAX GCWR	25,000	25,000	25,000	25,000	25,000
	MAX GVWR	11,600/12,000	14,000	14,000	11,600/12,000	14,000
	MAX PAYLOAD	4,690/4,820	6,830/6,570	6,770/6,370	4,250/4,190	6,350/5,960
	MAX GAWR, FRONT	6,000	6,000	6,000	6,000	6,000
6.7L I-6 Cummins Turbo Diesel/ ZF TorqueFlite HD 8-speed Automatic Transmission	MAX GAWR, REAR	6,800	9,850	9,850	6,800	9,850
	MAX TOWING	20,440/20,170	25,680/25,410	25,620/25,210	20,000/19,540	25,200/24,810
	MAX GCWR	27,500	33,000	33,000	27,500	33,000

CA = Cab-to-Axle SRW = Single Rear Wheel DRW = Dual Rear Wheel



# 2026 RAM 3500/4500/5500 CHASSIS CAB

## EXTERIOR PAINT COLORS



RAM 4500 CHASSIS CAB MAX JOB RATING INFORMATION <sup>(32),(33),(38)</sup>							
4500 Chassis Cab		Regular Cab				Crew Cab	
		60" CA (4x2/4x4)	84" CA (4x2/4x4)	108" CA (4x2/4x4)	120" CA (4x2/4x4)	60" CA (4x2/4x4)	84" CA (4x2/4x4)
Powertrain	Capacity Type	DRW				DRW	
6.4L HEMI® V8/ ZF 8AP430 TorqueFlite® HD 8-speed Automatic Transmission	MAX GVWR	16,500	16,500	16,500	16,500	16,500	16,500
	MAX PAYLOAD	9,390/9,070	9,230/8,890	9,130/8,710	9,140/8,720	8,910/8,460	8,790/8,450
	MAX GAWR, FRONT	6,500	6,500	7,000	7,000	7,000	7,000
	MAX GAWR, REAR	12,000	12,000	12,000	12,000	12,000	12,000
	MAX TOWING	21,240/20,920	21,080/20,740	20,970/20,560	20,990/20,570	20,760/20,300	20,630/20,300
	MAX GCWR	28,500	28,500	28,500	28,500	28,500	28,500
6.7L I-6 Cummins® Turbo Diesel/ZF TorqueFlite HD 8-speed Automatic Transmission	MAX GVWR	16,500	16,500	16,500	16,500	16,500	16,500
	MAX PAYLOAD	8,560/8,220	8,410/8,040	8,280/7,860	8,290/7,870	8,110/7,700	7,910/7,610
	MAX GAWR, FRONT	7,250	7,250	7,250	7,250	7,250	7,250
	MAX GAWR, REAR	12,000	12,000	12,000	12,000	12,000	12,000
	MAX TOWING	29,440/29,110	29,260/28,890	29,130/28,710	29,140/28,720	28,950/28,550	28,760/28,460
	MAX GCWR	37,500	37,500	37,500	37,500	37,500	37,500

RAM 5500 CHASSIS CAB MAX JOB RATING INFORMATION <sup>(32),(33),(38)</sup>							
5500 Chassis Cab		Regular Cab				Crew Cab	
		60" CA (4x2/4x4)	84" CA (4x2/4x4)	108" CA (4x2/4x4)	120" CA (4x2/4x4)	60" CA (4x2/4x4)	84" CA (4x2/4x4)
Powertrain	Capacity Type	DRW				DRW	
6.4L HEMI V8/ ZF 8AP430 TorqueFlite HD 8-speed Automatic Transmission	MAX GVWR	19,000	19,500	19,500	19,500	19,500	19,500
	MAX PAYLOAD	11,880/11,590	12,290/11,960	12,370/11,830	12,070/11,720	11,890/11,540	11,750/11,380
	MAX GAWR, FRONT	6,500	6,500	7,000	7,000	7,000	7,000
	MAX GAWR, REAR	13,500	13,500	13,500	13,500	13,500	13,500
	MAX TOWING	21,230/20,930	21,140/20,810	21,220/20,680	20,920/20,570	20,740/20,380	20,600/20,230
	MAX GCWR	28,500	28,500	28,500	28,500	28,500	28,500
6.7L I-6 Cummins Turbo Diesel/ZF TorqueFlite HD 8-speed Automatic Transmission	MAX GVWR	19,500	19,500	19,500	19,500	19,500	19,500
	MAX PAYLOAD	11,530/11,190	11,420/11,040	11,260/10,940	11,220/10,870	11,040/10,680	10,880/10,510
	MAX GAWR, FRONT	7,250	7,250	7,250	7,250	7,250	7,250
	MAX GAWR, REAR	13,500	13,500	13,500	13,500	13,500	13,500
	MAX TOWING	29,380/34,540	29,270/34,380	29,110/34,290	29,070/34,220	28,890/34,020	28,730/33,860
	MAX GCWR	37,500/43,000	37,500/43,000	37,500/43,000	37,500/43,000	37,500/43,000	37,500/43,000

CA = Cab-to-Axle SRW = Single Rear Wheel DRW = Dual Rear Wheel



# 2026 RAM 3500/4500/5500 CHASSIS CAB

STANDARD FEATURES AND OPTIONS	Tradesman® Reg/Crew	
	2TA	2TZ
<b>CPOS</b>		
<b>BODY MODELS</b>		
3500 (DD) – Regular Cab - 60-inch CA (143.5-inch wheelbase) (L63)	0	0
– Regular Cab - 84-inch CA (167.5-inch wheelbase; DD only) (L64)	0	0
– Crew Cab - 60-inch CA (172.4-inch wheelbase) (L93)	0	0
Drive Systems – 4x2 (DD)	•	
– 4x4 (DD)	0	•
4500/5500 (DP) – Regular Cab - 60-inch CA (144.5-inch wheelbase) (L63)	0	0
– Regular Cab - 84-inch CA (168.5-inch wheelbase) (L64)	0	0
– Regular Cab - 108-inch CA (192.5-inch wheelbase) (L65)	0	0
– Regular Cab - 120-inch CA (204.5-inch wheelbase) (L66)	0	0
– Crew Cab - 60-inch CA (173.5-inch wheelbase) (L93)	0	0
– Crew Cab - 84-inch CA (197.4-inch wheelbase) (L94)	0	0
Drive Systems – 4x2 (DP 4/5)	•	•
– 4x4 (DP 9/0)	0	0
<b>ENGINES/TRANSMISSIONS</b>		
6.4L HEMI® V8/8HP75 TorqueFlite® 8-speed Automatic (3500 only) (ESL/DFX)	•	
6.4L HEMI V8/8-speed ZF 8AP430 TorqueFlite HD Automatic (optional for 3500 Tradesman; standard on 4500/5500) (ESL/DFZ)	0/•	•
6.7L I-6 Cummins® Turbo Diesel/8-speed ZF TorqueFlite HD Automatic (ETN/DFM)	0	0
<b>MECHANICAL FEATURES</b>		
Alternators – 220-amp (BAJ)	•	•
– 400-amp (dual alternators; require 6.4L HEMI V8) (XBJ)	0	0
– 480-amp (dual alternators; require 6.7L I-6 Cummins; included with Emergency/Fire/Rescue Special Emissions Package (AH6)) (XF1)	0/P	0/P
Axles: 3500 – Single Rear Wheel (SRW) Group (standard on 3L63, 8L63, 3L93 and 8L93) (WL1)	•	•
– Dual Rear Wheels (DRW) (standard on 3L64 and 8L64) (WLA)	•	•
– DRW (optional on DD 3L63, 8L63, 3L93 and 8L93; includes front, 205-mm (DRW axle) and rear, 11.5-inch (DRW axle)) (WLA)	0	0
– Front, 6,000-lb GAWR (SRW axle; standard on 3L63, 8L63, 3L93 and 8L93) (DJN)	•	•
– Rear, 11.5-inch (SRW axle; standard on 3L63, 8L63, 3L93 and 8L93) (DRQ)	•	•
– Front, 205-mm (DRW axle; standard on 3L64 and 8L64; included with optional DRW on 3L63, 8L63, 3L93 and 8L93) (DJM)	•/P	•/P
– Rear, 11.5-inch (DRW axle; standard on 3L64 and 8L64; included with optional DRW on 3L63, 8L63, 3L93 and 8L93) (DRX)	•/P	•/P
Axle Ratios: 3500 – 3.42 (included with diesel models only) (DMR)	P	P
– 4.10 (standard with 6.4L HEMI V8) (DMF)	•	•

STANDARD FEATURES AND OPTIONS	Tradesman® Reg/Crew	
	2TA	2TZ
<b>CPOS</b>		
<b>MECHANICAL FEATURES (CONTINUED)</b>		
Axle Ratios: 3500 (continued) – Front-axle disconnect, electronic disconnect (4x4 only)	•	•
– Rear, antispin differential (DSA)	•	•
Axles: 4500/5500 – DRW (WLA)	•	•
– Front, 10.5-inch (DJK)	•	•
– Front, 10.5-inch, 7,250-lb GAWR (includes taller springs) (AZB)	0	0
– Front-axle disconnect, electronic disconnect (4x4 only)	•	•
– Rear, antispin differential (DSA)	•	•
Axle Ratios: 4500 – Rear, 4.44 (DMK)	•	•
– Rear, by American Axle (12,000-lb GAWR) (DR8)	•	•
Axle Ratios: 5500 – 4.44 (DMK)	•	•
– Rear, by American Axle (13,500-lb GAWR) (DR8)	•	•
Battery – 730-amp maintenance-free (included with 6.4L HEMI V8) (BCN)	•	•
– Dual 730-amp maintenance-free (included with 6.7L I-6 Cummins) (BCC)	P	P
Engine Block Heater (available with 6.4L HEMI V8; included with Cold Weather Group with 6.7L I-6 Cummins) (NHK)	O/P	O/P
Diesel Engine – Diesel Exhaust Brake (included with 6.7L I-6 Cummins) (NEN)	P	P
– Manual DPF regeneration (optional with 6.7L I-6 Cummins; included with Emergency/Fire/Rescue Special Emissions Package (AH6)) (XNR)	O/P	O/P
– Clean idle emission label (4500/5500 only; included with 6.7L I-6 Cummins) (XKH)	P	P
– Selective catalytic reduction (urea; included with 6.7L I-6 Cummins) (XAL)	P	P
– Winter front grille cover (included with Cold Weather Group) (XD6)	P	P
Dash Pass-Through Wire Circuits (BC3)	•	•
Emissions – 50-state-compliant (included with 6.7L I-6 Cummins) (NAS)	P	P
Engine Cooling – Heavy-duty (NMC)	•	•
Vehicle Speed (max speed options) – 65-mph (JJ4)	0	0
– 70-mph (JJ5)	0	0
– 77-mph (JJ9)	0	0
Fuel Tank – 52-gallon, rear (NFH)	•	•
– 74-gallon dual - 52- and 22-gallon tanks (not available with 6.4L HEMI V8 on 63/93 models) (NLL)	0	0
– 22-gallon mid-ship fuel tank (optional on 3500 DD and 4500/5500 Chassis Cab models) (NFA)	0	0
Right-/Left-Side Power Take-Off (included with DFZ or DFM transmission) (XG7)	P	P
– Split-shaft (included with Right-/Left-Side Power Take-Off with 6.7L I-6 Cummins) (LBX)	P	P
– Hardwired Remote Start <sup>(27)</sup> /Stop (included with Right-/Left-Side Power Take-Off) (XBV)	P	P
Shock Absorbers – Front, heavy-duty (SFB)	•	•
– Rear, heavy-duty (SGB)	•	•
Skid Plate – Transfer case (included with DFZ or DFM transmission (4x4 only)) (XEF)	P	P
Steering – Power, recirculating ball (SBE)	•	•
Suspension – Stabilizer Bar - Front (SHA)	•	•

• = Standard. 0 = Optional. P = Available with Package noted. F = Fleet only.



# 2026 RAM 3500/4500/5500 CHASSIS CAB

STANDARD FEATURES AND OPTIONS	Tradesman® Reg/Crew	Big Horn® Reg/Crew
CPOS	2TA	2TZ
<b>MECHANICAL FEATURES (CONTINUED)</b>		
Tow Hooks – Black (XEA)	•	•
Trailer Tow – Seven wires (seven blunt-cut wires, shrink-wrapped and labeled) (XFK)	•	•
Trailer Brake Controller (included with L1 and L2 Groups on 3500/4500/5500; included with Max Tow Package on 5500 4x4) (XHC)	O/P	•
Transfer Case – Electric shift, part-time (4x4 only) (DK3)	•	•
– Max tow electric shift, part-time (included with Max Tow Package on 5500 4x4 only) (DHV)	P	P
Transmission – Electronic range select (DH4)	•	•
Voltage Monitoring – Auto idle-up (XF6)	•	•
<b>EXTERIOR FEATURES</b>		
Antenna – Shark-fin (AM/FM; passenger-side roof) (RD3)	•	•
Bumpers – Front, Black (MB1)	•	•
– Front, Chrome (included with Chrome Appearance Group) (MCT)	P	•
– Front, painted (included with H3 Group) (MBA)		P
Cab Steps – Tubular side steps (Black; Regular Cab and Crew Cab) (MRU)	F	F
Door Handles – Black (included with low-volume paints) (MNA)	•	•
– Body-color (included with H3 Group) (MNK)		P
Engine Shut-Off Timer – 6.4L HEMI® V8 and 6.7L I-6 Cummins® (5 minutes; dealer-programmable from 1 to 60 minutes) (XCL)	•	•
Fog Lamps – LED (LNV)	•	•
Grille – Upper header/lower appliqué – Matte Black-painted (MM5)	•	•
– Upper header/lower appliqué – Chrome (included with Chrome Appearance Group) (MNQ)	P	•
– Tradesman grille - Matte Black-painted nostrils (MFF)	•	•
– Matte Black mesh with Chrome (included with Chrome Appearance Group) (MAF)	P	•
– Chrome billets/accents (included with H3 Group) (MF1)		P
– Active grille shutters (MDX)	•	•
– Grille module (X79)	•	•
Headlamps – Auto-on (LMG)	•	•
– Headlamp-off - Time delay (LHD)	•	•
– LED-reflector (LM3)	•	•
– LED-projector (included with H3 Group) (LM6)		P
– Black headlamp bezels (MFA)	•	•
– Daytime running lamps (DRLs) (customer on/off programmability availability in radios) (LMI)	•	•
Lighting, Exterior Cab – Roof-mounted LED clearance lamps (LNC)	•	•
– Center High-Mounted Stop Lamp (CHMSL) Delete, CHMSL/cargo lamp plate (LP8)	•	•
– CHMSL (incandescent) and cargo lamps (not available with CHMSL camera) (LPE)	O	O
– CHMSL LED with camera (included with H2 and H3 Groups) (LPD)		P

STANDARD FEATURES AND OPTIONS	Tradesman® Reg/Crew	Big Horn® Reg/Crew
CPOS	2TA	2TZ
<b>EXTERIOR FEATURES (CONTINUED)</b>		
Mirrors, Exterior – Black, manual-folding, manual-adjust, manual-telescoping (Regular Cab only) (GT1)	•	•
– Black, heated, manual-folding, manual-telescoping, power-adjust; includes courtesy lamps, supplemental turn signal and running lights (included with L1 and L2 Groups) (GT2)	P	•
Start Engine Feature – Tip start (XBN)	•	•
Remote Start <sup>(27)</sup> System (included with L2, H1, H2 and H3 Groups) (XBM)	P	P
Tires, 3500 – LT275/70R18E BSW All-Season (A/S) (standard with Single Rear Wheels (SRW)) (TCM)	•	•
– LT235/80R17E BSW A/S (standard on 3L64 and 8L64; included with Dual Rear Wheels (DRW) on 3L63, 8L63, 3L93 and 8L93) (TV2)	•/P	•/P
– LT235/80R17E Off-Road (TSG)	O	O
Tires, 4500/5500 – 225/70R19.5G BSW All-Purpose (A/P) (4x2 models only) (TAE)	•	•
– 225/70R19.5G BSW A/P front, rear traction (standard on 4x4; optional for 4x2 models) (TAJ)	•/O	•/O
– LT225/70R19.5 Michelin® XDS Off-Road (TSJ)	O	O
Taillamps – Incandescent (LA6)	•	•
Wheel Flares – Black (included with L2, H1 and H2 Groups on 3500; standard with 4500/5500) (MMZ)	P/•	P/•
– Body-color (included with H3 Group) (MML)		O/P
Windshield Wipers – Variable/intermittent (JHA)	•	•
Wheel Well Liners – Front (MHR)	•	•
– Splash guards/mud flaps, front (4500/5500 only) (MKM)	F	F
Wheels, 3500 SRW – 18x8-inch Black-painted steel (WBF)	•	•
– 18x8-inch polished aluminum (included with Chrome Appearance Group) (WBE)	P	•
– 18x8-inch Diamond-Cut aluminum with Black pockets (included with H3 Group) (WBC)		O/P
Wheels, 3500 DRW – 17x6-inch Black-painted steel (WFG)	•	•
– 17x6-inch polished aluminum (included with Chrome Appearance Group) (WF7)	P	•
Wheels, 4500/5500 DRW – 19.5x6-inch Black-painted steel (WPJ)	•	•
– 19.5x6-inch steel (included with Chrome Appearance Group) (WP3)	P	•
– 19.5x6-inch polished aluminum (set of four; included with H2 and H3 Groups) (WP4)		P
<b>INTERIOR FEATURES</b>		
Air Conditioning – Single-Zone manual temperature control (HAA)	•	•
– Dual-Zone automatic temperature control (included with L2, H1, H2 and H3 Groups) (HAF)	P	P
Auxiliary Switches – Six push-button switches (the sixth switch becomes a Power Take-Off on/off switch when equipped with DFM/DFZ transmissions only) (LHL)	•	•
Consoles – Floor - Storage tray (included with *TX, *V9 and *AP bench seats) (CUY)	P	P
– Full-length upgraded floor console (included with *GJ bucket seats) (CUP)		P
Console, Overhead – Incandescent lighting (included with L1 and L2 Groups; standard on Crew Cab Tradesman) (CUN)	P/•	•
– Premium; includes LED overhead lamps (included with H3 Group) (CUS)		P

• = Standard. O = Optional. P = Available with Package noted. F = Fleet only.



# 2026 RAM 3500/4500/5500 CHASSIS CAB

STANDARD FEATURES AND OPTIONS	Tradesman® Reg/Crew	Big Horn® Reg/Crew
CPOS	2TA	2TZ
<b>INTERIOR FEATURES (CONTINUED)</b>		
Door Locks – Manual (Regular Cab only) (JEB)	•	
– Speed-sensitive (included with L1 and L2 Groups; standard on Crew Cab Tradesman) (JPH)	P/•	•
– Remote keyless entry (included with L1 and L2 Groups; standard on Crew Cab Tradesman) (GXM)	P/•	•
– Remote proximity, passive keyless entry (included with H3 Group) (GXD)		P
Floor Covering – Heavy-duty vinyl (CKJ)	•	
– Carpet (CKE)		•
Floor Mats – Front, carpeted (Regular Cab; included with carpet) (CLA)		•
– Front and rear, carpeted (Crew Cab; included with carpet) (CLE)		•
Heat (supplemental) – Rapid cabin supplemental heater (included with 6.7L I-6 Cummins®) (HDB)	P	P
Instrument Cluster Displays – 3.5-inch Driver Information Display (DID), color (JAK)	•	•
– 7-inch DID (included with Safety Group and H1 and H2 Groups) (JAL)	P	P
– Premium digital 12-inch DID (included with H3 Group) (JAN)		P
Key – Extra base metal key option (Regular Cab only; adds two keys for a total of four; each key includes a fob; not available with L1 or L2 Group, GXM or JPH) (GXJ)	F	
– Sentry Key® Theft Deterrent System (GXX)	•	•
Mirrors (inside; DD and DP only) – Day/night, manual (GNA)	•	•
– Digital rearview mirror (included with L2, H1 and H2 Groups and Safety Group) (GRG)	P	P
Pedals – Non-adjustable (3500/4500/5500) (XA8)	•	•
Seats – Heavy-duty vinyl 40/20/40 split-bench front with manual-adjust, rear full-length fold-up bench (Crew Cab only) (*TX)	•	
– Cloth 40/20/40 split-bench front with manual-adjust, rear full-length fold-up bench (Crew Cab only) (*V9)	O	•
– Leather-trimmed, 40/20/40 split-bench with power-adjust for driver and passenger (Regular Cab only) (*AP)		F
– Leather-trimmed, ventilated front bucket with full-length center console, power-adjust for driver and passenger, rear 60/40 split-folding bench with center fold-down armrest and fold-flat load floor (included with H3 Group) (*GJ)		P
– Power two-way lumbar-adjust for driver’s (optional with vinyl and cloth seats; packaged with leather seats) (JPE)	F	F/P
Seat Delete Options – Front Center Seat Delete (included with Interior Trim Delete Group) (CJT)	F/P	F/P
– Rear Seat Delete (Crew Cab) (CF8)	F	F
Seat Belts – Front, shoulder, height-adjustable (CGD)	•	•
– Red (CGQ)	O	O
Steering – Tilt column (SUA)	•	•
– Four-spoke, urethane (SCF)	•	•
– Luxury with remote audio control buttons (included with Safety Group; H1, H2 and H3 Groups; and *AP seats) (SCK)	P	P
– Audio controls (included with SCK and SCW steering wheels) (RDZ)	P	P
– Heated steering wheel (included with H1, H2 and H3 Groups and *AP seats) (NHS)		P
Storage – Front, behind-seat (Regular Cab only) (CU3)	•	•
– Front, center-seat cushion (included with *AP seats) (CVH)		P
– Rear, underseat (standard with Crew Cab only) (CUE)	•	•
– Fold-flat load floor (included with *GJ seats) (CVN)		P

• = Standard. O = Optional. P = Available with Package noted. F = Fleet only.

STANDARD FEATURES AND OPTIONS	Tradesman® Reg/Crew	Big Horn® Reg/Crew
CPOS	2TA	2TZ
<b>INTERIOR FEATURES (CONTINUED)</b>		
Turn Signals – One-touch three-blink lane-change feature	•	•
Upfitter Interface – Vehicle System Interface Module (VSIM) (XXS)	•	•
Universal Garage Door Opener (included with H2 and H3 Groups) (XGD)		P
Visors – Passenger-side vinyl with mirror (GNM)	•	
– Passenger-side cloth with lighted mirror (GN6)		•
– Driver’s-/passenger-side cloth incandescent illuminated mirrors and Universal Garage Door Opener (included with H2 and H3 Groups) (GNC)		P
Windows – Manual (Regular Cab only) (JF8)	•	
– Power, front with driver’s one-touch down (Regular Cab only; included with L1 and L2 Groups) (JPY)	P	•
– Power, front and rear with driver’s one-touch up/down (Crew Cab models only) (JP3)	•	•
– Rear backlight, fixed (GJD)	•	•
– Rear backlight, power-sliding – Includes rear defroster (Crew Cab models only; included with L2, H1, H2 and H3 Groups) (GFE)	P	P
– Rear defroster (included with L1 Group and GFE rear window) (GFA)	P	P
<b>UCONNECT® MULTIMEDIA</b>		
Uconnect Voice Command (XRB)	•	•
Compass – Compass display in the radio (JFJ)	•	•
GPS Antenna Input on Radio (JLP)	•	•
Connectivity – Front: Media Hub – Includes two fully functional Type-A/-C USB port pairs and one auxiliary jack (four USB connection points) (RSF)	•	•
– Middle: 2.5-amp charge-only single USB port (located in center console or armrest) (RS3)	•	•
– Rear: Dual remote USB port, two Type-A/-C pairs; charge-only (included with H3 Group) (RS2)		P
– Auxiliary headphone jack for mobile devices (RSU)	•	•
– Dual wireless charging pads (included with *GJ seats) (CMS)		P
Power – Accessory delay (JKY)	•	•
– Auxiliary outlets (one battery and one ignition-fed) (JJJ)	•	•
– 115-volt auxiliary power outlet, instrument-panel-mounted (included with L2, H1, H2 and H3 Groups) (JKV)	P	P
– 115-volt auxiliary power outlet, rear-facing (included with *GJ seats; Crew Cab only) (JJN)		P
– 400-watt inverter (included with JKV and JJN) (XHR)	P	P
– 2.4-kW on-board power system (requires XBJ or XF1 dual alternators) (XBH)	O	O
Radios – Uconnect 5 with 8.4-inch touchscreen display and available SiriusXM® Radio <sup>(21)</sup> (UBE)	•	•
– Uconnect 5 NAV with 12-inch touchscreen display, navigation, available SiriusXM Radio <sup>(21)</sup> and HD radio (included with L2, H1, H2 and H3 Groups) (UBQ)	P	P
– Radio controls – Steering wheel-mounted audio controls (included with SCK and SCW steering wheels) (RDZ)	P	P
SiriusXM Radio <sup>(21)</sup> (RSD)	•	•
TomTom® Connected Travel and Traffic Services <sup>(22)</sup> (included with NAV radios) (RTV)	P	P
SiriusXM with 360L <sup>(21)</sup> (included with NAV radios) (RTU)	•	•



# 2026 RAM 3500/4500/5500 CHASSIS CAB

STANDARD FEATURES AND OPTIONS	Tradesman® Reg/Crew	Big Horn® Reg/Crew
CPOS	2TA	2TZ
<b>UCONNECT® MULTIMEDIA (CONTINUED)</b>		
Speakers – Four standard (Regular Cab only) (RCD)	•	
– Six (standard on Crew Cab Tradesman) (RCG)	•	•
– Premium seven-speaker audio system (Regular Cab only; included with H1 and H2 Groups) (RCK)		P
– Premium 10-speaker Surround Sound system (Crew Cab only; included with H1 and H2 Groups) (RC3)		P
– Premium 17-speaker Surround Sound system (included with H3 Group) (RCA)		P
<b>SAFETY &amp; SECURITY</b>		
Air Bags <sup>(31)</sup> – Multistage front (3500/4500/5500) (CG3)	•	•
Belt Alert – Driver’s	•	•
Rear-Seat Reminder Alert (JFB)	•	•
Brakes – Power-assisted four-wheel antilock disc (BRT)	•	•
Electronic Stability Control (ESC) <sup>(6)</sup> System – Four-channel Antilock Brake System, Electronic Brake-Force Distribution, Traction Control, Ready Alert Braking, Brake Assist, <sup>(9)</sup> Hydraulic Boost Compensation, Rain Brake Support, Engine Drag Control, Trailer Sway Damping, <sup>(9)</sup> Electronic Roll Mitigation and Hill Start Assist (BNB)	•	•
Cameras – ParkView® Rear Back-Up Camera <sup>(4)</sup> (XAC)	O	O
– Cargo camera (requires UBG radio; includes LED Center High-Mounted Stop Lamp (CHMSL) and cargo lamps; included with H2 and H3 Groups) (LPD)		P
ParkSense® Rear Park Assist <sup>(12)</sup> (XAA)	O	O
ParkSense Front/Rear Park Assist System <sup>(12)</sup> (included with H3 Group) (XAG)	O	P
<b>SAFETY FEATURES</b>		
Security Alarm <sup>(34)</sup> (included with Safety Group) (LSA)	P	P
Back-Up Alarm – Audible alarm when vehicle is in Reverse (XAW)	O	O
Adaptive Cruise Control (ACC) with Stop <sup>(6)</sup> (NH3)	•	•
LaneSense® Lane Departure Warning Plus <sup>(5)</sup> (included with Safety Group) (LAS)	P	P
Ready Alert Braking (BHD)	•	•
Full-Speed Forward Collision Warning Plus <sup>(9)</sup> with Auto Emergency Braking <sup>(9)</sup> (LSU)	•	•
Trailer Tire Pressure Monitoring System (XG9)	O	O
DOT-Certified Roadside Safety Kit (DOT fire extinguisher, three reflecting triangles, two Red vinyl flags and spare fuses) (ACL)	O	O
Auto High-Beam Headlamp Control (included with H3 Group and Safety Group) (LMS)	P	P
Rain-Sensitive Windshield Wipers (included with H3 Group and Safety Group) (JHC)	P	P
Pedestrian/Cyclist Emergency Braking <sup>(9)</sup> (LST)	•	•
Drowsy-Driver Detection <sup>(6)</sup> (included with Safety Group) (XNM)	P	P
Traffic Sign Recognition <sup>(13)</sup> (included with Safety Group) (SJB)	P	P
Adaptive Steering System <sup>(6)</sup> (included with Safety Group) (SJE)	P	P

STANDARD FEATURES AND OPTIONS	Tradesman® Reg/Crew	Big Horn® Reg/Crew
CPOS	2TA	2TZ
<b>PACKAGES/EQUIPMENT GROUPS</b>		
Emergency/Fire/Rescue Special Emissions Package – Includes dual alternators rated at 480 amps, manual DPF regeneration and Rear Air Conditioning/Heater Prep Group (requires valid Fleet Account Number) (AH6)	F	F
Ambulance Prep Group – Includes remote rear heat/air conditioning (provides ability to run auxiliary-mounted heater and air conditioning independently of instrument-panel controls), air conditioning line tap and engine coolant access for upfitter (AH2)	O	O
Chrome Appearance Group – Includes Chrome front bumper, Chrome grille and polished aluminum wheels on 3500 models (AMP)	O	
Cold Weather Group – Includes engine block heater cord and winter front grille cover (diesel models only) (ADE)	O	O
Heavy-Duty Front Suspension Group (a stand-alone option for 4500/5500 only) – Increases max front GAWR to 7,000 with the 6.4L HEMI® V8 and max front GAWR to 7,250 with the 6.7L I-6 Cummins® (AZB)	O	O
Tradesman Level 1 Equipment (L1 Group) – Includes overhead console, power windows (Regular Cab), power door locks (Regular Cab), trailer brake controller, rear window defroster, GT2 exterior mirrors, upgraded door trim panels and remote keyless entry (A7B)	O	
Tradesman Level 2 Equipment (L2 Group) – Includes L1 Group, Remote Start <sup>(27)</sup> System, power-sliding rear window, digital rearview mirror, tinted acoustic windshield, Dual-Zone automatic temperature control, 115-volt power outlet and Uconnect 5 NAV with 12-inch touchscreen display (A7C)	O	
Big Horn Level 1 Equipment (H1 Group) – Includes Remote Start <sup>(27)</sup> System, power-sliding rear window, digital rearview mirror, Dual-Zone automatic temperature control, 115-volt power outlet, dual glove boxes, driver’s-door foam bottle insert, 7-inch Driver Information Display (DID) cluster, glove box lamp, rear dome lamp with on/off switch, premium speaker audio system (seven for Regular Cab; nine for Crew Cab), luxury steering wheel and Uconnect 5 NAV with 12-inch touchscreen display (A7E)		O
Big Horn Level 2 Equipment (H2 Group) – Includes H1 Group, sun visors with illuminated vanity mirrors, Universal Garage Door Opener, LED CHMSL with camera and polished aluminum wheels on 4500/5500 (A7F)		O
Big Horn Level 3 Equipment (H3 Group) – Includes premium overhead console, highline door trim panel, *GJ leather-trimmed bucket seats, Body-color door handles, Remote Start <sup>(27)</sup> System, power-sliding rear window, sun visors with illuminated vanity mirrors, remote proximity keyless entry, Dual-Zone automatic temperature control, Universal Garage Door Opener, heated steering wheel, 115-volt power outlet, dual glove boxes, driver’s-door foam bottle insert, rain-sensitive windshield wipers, digital 12-inch DID cluster, heated front seats, glove box lamp, exterior mirror-mounted Reverse lamps, LED interior lighting, LED CHMSL with camera, Auto High-Beam Headlamp Control, LED projector headlamps, LED daytime running lamps (DRLs), Body-color wheel flares, Body-color front bumper, Chrome Billet grille, ultra-premium 17-speaker audio system, RS2 Media Hub, Uconnect 5 NAV with 12-inch touchscreen display, luxury steering wheel, ParkSense Front/Rear Park Assist System <sup>(12)</sup> and aluminum wheels (A7G)		O
Safety Group – Includes security alarm, <sup>(34)</sup> Drowsy-Driver Detection, <sup>(6)</sup> digital rearview mirror, rain-sensitive windshield wipers, 7-inch DID cluster for Tradesman and Big Horn, Auto High-Beam Headlamp Control, LaneSense Lane Departure Warning Plus, <sup>(5)</sup> Traffic Sign Recognition, <sup>(13)</sup> Adaptive Steering System, <sup>(6)</sup> and luxury steering wheel for Tradesman and Big Horn (AAU)	O	O
Max Tow Package – Includes max tow electronic shift part-time transfer case and trailer brake controller for Tradesman (5500 4x4 only; requires diesel engine) (AHQ)	O	O
Max Payload Package – Includes 19,000-lb GVWR on 63 and 93 models and 19,500-lb GVWR on 64, 65, 66 and 94 models (5500 gas models only) (AH5)	O	O
Interior Trim Delete Group – Includes Front Center Seat Delete, Rear Floor Storage Tray Delete and Cab Back Trim Panel Delete (Regular Cab only) (AS8)	F	F
15,000 GVWR Package – Includes 15,000-lb GVWR (4500) 4x2 (Z4B), 4x4 (Z9B) (Z4B/Z9B)	O	O
16,000 GVWR Package – Includes 16,000-lb GVWR (4500) 4x2 (Z4C), 4x4 (Z9C) (Z4C/Z9C)	O	O

• = Standard. O = Optional. P = Available with Package noted. F = Fleet only.



# 2026 RAM SPECIAL EXTERIOR PAINT COLORS

1

RAM HEAVY DUTY PICKUPS

2

RAM CHASSIS CAB



Black – 1 and 2



Midnight Blue – 1 and 2



Patriot Blue – 1 and 2



Republic Blue – 1 and 2



Holland Blue – 1 and 2



Robin Egg Blue – 1 and 2



Timberline Green Pearl – 1 and 2



Tree Green – 1 and 2



Bright Green – 1 and 2



Hills Green – 1 and 2



Light Green – 1 and 2



Agriculture Red – 1 and 2



Bright Red – 1 and 2



Utility Orange – 1 and 2



Omaha Orange – 1 and 2



School Bus Yellow – 1 and 2



Construction Yellow – 1 and 2



Detonator Yellow – 1 and 2



Yellow – 1 and 2



National Safety Yellow – 1 and 2



Light Cream – 1 and 2



# 2026 JEEP® GLADIATOR



## SELECT FEATURES

- 3.6L Pentastar® V6 Engine 24V Variable Valve Timing (VVT) with Engine Stop/Start (ESS) Technology
- Auxiliary Power Accessory Outlet – 12-volt
- Brakes – Heavy-duty antilock four-wheel disc
- Command-Trac® Four-Wheel Drive (4WD) System – Sport and Mojave models
- Floor Mats – Carpeted, front and rear
- Fog Lamps
- Full-Time 4WD System (Available)
- Jeep Air Filtration System
- Max Tow Package with 4.10 Axle Ratio (Available)
- Mirrors – Rearview day/night and exterior
- Power Windows with Front One-Touch Down
- Push-Button Start
- Rock-Trac® Heavy-Duty Part-Time 4WD System – Rubicon® models only
- Seats – 60/40 split-folding rear bench
- Sentry Key® – Antitheft engine immobilizer
- Skid Plates for Fuel Tank and Transfer Case
- Spare Tire – Full-size
- Speed-Sensitive Power Door Locks
- Steering Wheel-Mounted Speed Controls
- TORX® Toolkit
- Uconnect® 5 with 12.3-inch Display
- Uconnect Integrated Voice Command

## SAFETY & SECURITY

- Adaptive Cruise Control (ACC) with Stop<sup>(6)</sup>
- Advanced Brake Assist<sup>(9)</sup>
- Air Bags<sup>(31)</sup> – Advanced multistage driver's and front-passenger
  - Supplemental front-seat-mounted side
  - First- and second-row side-curtain
- Electronic Stability Control (ESC)<sup>(8)</sup> – With Traction Control, Hill Start Assist, Trailer Sway Damping<sup>(6)</sup> and Electronic Roll Mitigation
- Full-Speed Forward Collision Warning Plus<sup>(9)</sup>
- Remote Keyless/Illuminated Entry (Available)
- Safety Group (Available)

ENGINE	HORSEPOWER <sup>(32)</sup>	TORQUE <sup>(32)</sup>
3.6L Pentastar V6	285 hp @ 6,400 rpm	260 lb-ft @ 4,400 rpm

FUEL ECONOMY <sup>(35)</sup>	
Fuel Economy	City / Hwy
– 3.6L Pentastar V6 / 8-speed Automatic transmission	17 / 22

EXTERIOR DIMENSIONS <sup>(33)</sup>	
Wheelbase	137.3
Overall Length	218
Overall Width	73.8
Overall Height (varies by model and options)	73.1 - 76.3
Running Ground Clearance (varies by model and options)	10 - 11.6
Approach Angle (deg; varies by model and options)	40.8 - 44.7
Departure Angle (deg; varies by model and options)	25 - 26
Breakover Angle (deg; varies by model and options)	18.4 - 20.9
Turning Diameter (max; ft; varies by model and options)	44.5 - 45

PICKUP BOX DIMENSIONS <sup>(33)</sup>	
Box Length with Tailgate Closed	60.3
Box Length with Tailgate Open (end of tailgate)	81.3
Cargo Width	56.8
Width between Wheel Wells	44.8
Bed Sides Inside Height	17.5
Box Volume (cu ft)	35.5
Open Tailgate to Ground	34.8

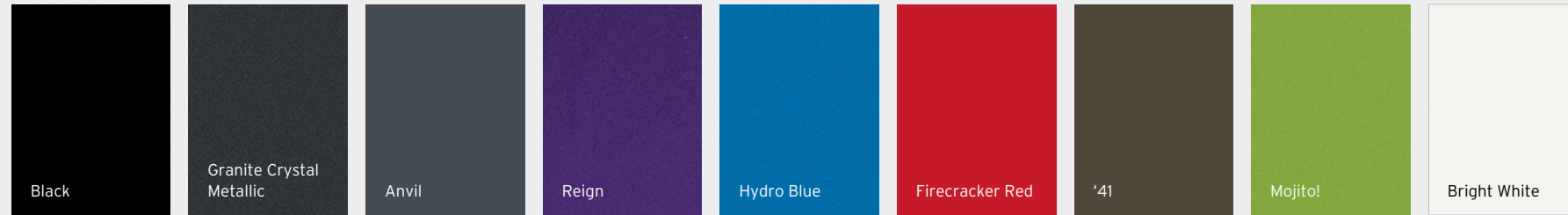
TOWING <sup>(29)</sup>	
Maximum Towing (lb)	7,700

INTERIOR DIMENSIONS <sup>(33)</sup>	
First Row	
– Headroom (hardtop / soft top)	40.8 / 42.8
– Legroom	41.2
– Shoulder room	55.7
– Hip room	53.9
Second Row	
– Headroom (hardtop / soft top)	40.8 / 42.8
– Legroom	38.3
– Shoulder room	55.7
– Hip room	55.9
Cargo Volume (cu ft) – Behind rear-seat storage (standard)	1.7
– Rear underseat storage	1.6
Seating Capacity (max occupants; front / rear)	2 / 3
Fuel Tank Capacity (gal)	
– 3.6L Pentastar V6	22



# 2026 JEEP® GLADIATOR

## EXTERIOR PAINT COLORS



### STANDARD FEATURES AND OPTIONS

CPOS	Sport 2TB/2TS/ 2TW	Mojave 2TD/2TA	Rubicon® 2TR/2TY
<b>ENGINES / TRANSMISSIONS</b>			
3.6L Pentastar® V6 24V Variable Valve Timing (VVT) with Engine Stop/Start (ESS) Technology (ERC)	•	•	•
8-speed Automatic 850RE (includes skid plate) (DFT)	•	•	•
Transfer Case – Command-Trac® Part-Time 4x4 (DHN)	•	•	
– Rock-Trac® Heavy-Duty Part-Time 4x4 with 4:1 low-range ratio (DHW)			•
– Skid plate shield (XEF)	•	•	•
Selec-Speed® Control (BNK)	•	•	•
<b>MECHANICAL FEATURES/CAPABILITY</b>			
Axles – Dana® M210 front (DJE)	•		
– Dana M210 wide front (included with Max Tow Package with 4.10 Axle Ratio on Sport) (DJF)	P	•	•
– Dana M220 rear (DRE)	•		
– Dana M220 wide rear (included with Max Tow Package with 4.10 Axle Ratio on Sport) (DRF)	P	•	•
Differential – Conventional “open” rear (DS8)	•		
– Antispin rear (included with Max Tow Package with 4.10 Axle Ratio and Willys; packaged with 2TT and 2TW) (DSA)	O/P		
– E-Locker rear axle (DSH)	P	•	•
– Tru-Lok® front (packaged with 2TT and 2TW) (DSL)			•
– Front conventional differential axle (DS7)	P	•	
– Front conventional differential axle with disconnect (DSM)	•		
Axle Ratios – 3.73:1 (DME)	•		
– 4.10:1 (included with Max Tow Package with 4.10 Axle Ratio) (DMF)	P	•	•
Alternator – 240-amp (BAL)	•	•	•

### STANDARD FEATURES AND OPTIONS

CPOS	Sport 2TB/2TS/ 2TW	Mojave 2TD/2TA	Rubicon® 2TR/2TY
<b>MECHANICAL FEATURES/CAPABILITY (CONTINUED)</b>			
Battery – 700-amp maintenance-free (BCH)	•	•	•
– Auxiliary (included with ESS Technology) (BC1)	•	•	•
Brakes – Heavy-duty antilock four-wheel disc (BR6)	•		•
– Heavy-duty antilock four-wheel disc (BR1)		•	
– Hydraulic assist brake booster (BPT)	•	•	•
Fuel Tank – 22-gallon (NF5)	•	•	•
– Skid plate shield (XEE)	•/P	•	•
Off-Road Plus Mode (packaged with 2TT and 2TW) (XG7)		•	•
Underbody Skid Plate (XF3)		•	•
Shocks – Heavy-duty front and rear (SFB/SGB)	•		
– Heavy-duty front and rear Red-painted (packaged with 2TT and 2TW) (SFE/SGE)	P		
– FOX® performance internal bypass front and rear with remote reservoirs (SFD/SGD)		•	
– FOX performance hydro jounce bumpers (SHH)		•	
– Red Tenneco front and rear (SFF/SGF)			•
Stabilizer Bar – Front (SHA)	•	•	
– Front disconnecting (SHG)			•
– Rear (SHF)	•	•	•
Suspension – Normal-duty (SDA)	•		
– Normal-duty plus (packaged with Sport S) (SDW)	P		
– Heavy-duty with gas shocks (SDU)		•	
– Heavy-duty performance (SDD)			•

• = Standard. O = Optional. P = Available with Package noted. F = Fleet only.



# 2026 JEEP® GLADIATOR

## STANDARD FEATURES AND OPTIONS

CPOS	Sport 2TB/2TS/ 2TW	Mojave 2TD/2TA	Rubicon® 2TR/2TY
<b>EXTERIOR FEATURES</b>			
TORX® Toolkit (XE4)	•	•	•
Tow Hooks – Black, two front and one rear (XHQ/XQA/XQB)	•		
– Orange, two front and two rear (XEQ/XQA)		•	
– Red, two front and two rear (XQA/XH6)			•
Bumper – Molded-in-color with Accent-color front (packaged on Sport with 2TT) (MBA)	•	•	•
– Steel front (MC6)		P	P
– Black-painted rear (MBC)	•	•	
– Steel rear (MD6)		P	•
Exterior 115-Volt A/C Outlet (packaged with Cargo Group with Trail Rail™ System) (XBE)	P	P	P
Cargo Tie-Down Loops (CKT)	•	•	•
Doors – Full metal with quick-release hinges (GCE)	•	•	•
Fender – Black molded-in-color flares - One-piece (MMJ)	•		
– Molded-in-color high-clearance flares - Two-piece (MMZ)		•	•
– Body-color flares - Two-piece (included with Willys) (MM3)	P		
Top – Black Sunrider® Soft Top (STA)	•	•	•
– Soft top window storage bag (CWJ)	O	O	O
– Black three-piece hardtop - Includes Freedom Panel storage bag, rear sliding window and rear window defroster (included with Dual Top Group) (HT1)	O/P	O/P	O/P
– Body-color three-piece hardtop - Includes Freedom Panel storage bag, rear sliding window and rear window defroster (HT3)	P	O	O
– Dual Top Group - Includes Freedom Panel storage bag, rear sliding window, three-piece hardtop and premium Black Sunrider Soft Top (optional on Sport S and Willys; requires Mopar® Hard Tri-Fold Tonneau Cover, Mopar Soft Tri-Fold Tonneau Cover or Roll-Up Tonneau Cover) (AEN)	O	O	O
– Mopar Hardtop Headliner (requires hardtop or Dual Top Group; optional on Sport S and Willys) (CHD)	O	O	O
Headlamps – Halogen (LMA)	•		
– Automatic (LMG)	P	•	•
– LED reflector (packaged with LED Headlamp and Fog Lamp Group) (LPX)	P	•	•
Fog Lamps – Front (LNJ)	•		
– LED front (packaged with LED Headlamp and Fog Lamp Group) (LNV)	P	•	•
Hood – Vented (MMV)	•		•
– Unique performance-style (MHZ)		•	
Corning® Gorilla® Glass (packaged with Willys and Convenience Group) (GMA)	P	•	•
Integrated Off-Road Camera <sup>(4)</sup> (included with Technology Group) (XNY)		P	P

## STANDARD FEATURES AND OPTIONS

CPOS	Sport 2TB/2TS/ 2TW	Mojave 2TD/2TA	Rubicon® 2TR/2TY
<b>EXTERIOR FEATURES (CONTINUED)</b>			
Mirrors – Black exterior (LE4)	•	•	•
– Manual foldaway (GTP)	•		
– Power heated (GTB)	P	•	•
Mopar Bodyside Graphic – Hex (restrictions apply) (M9A)	O		O
– Star (restrictions apply) (M9B)	O		O
– Retro (restrictions apply; not available on Willys) (M9C)	O		O
Mopar Sunrider Flip Top (restrictions apply; requires Mopar Hard Tri-Fold Tonneau Cover, Mopar Soft Tri-Fold Tonneau Cover, Roll-Up Tonneau Cover, Black Three-Piece Hardtop or Body-Color Three-Piece Hardtop; not available with Dual Top Group) (MHW)	O	O	O
Mopar Sun Bonnet – Mesh (restrictions apply; late availability) (CS7)	O	O	O
– Solid (late availability) (CS3)	O	O	O
Mopar Windshield Tie-Downs (CT9)	O	O	O
Mopar Snorkel (restrictions apply; late availability) (NNC)	O		O
Mopar Cold Air Intake System (restrictions apply) (JFF)	O		O
Mopar Door Sill Guards – Black (restrictions apply) (CLP)	O	O	O
– Stainless Steel (not available on Willys) (CLN)	O	O	O
Mopar Doors-Off Mirror Kit (LFR)	O	O	O
Mopar Splash Guards – Vehicle Set (not available with Dana® wide front and rear axles or Mopar Heavy-Duty Rock Slider with Assist Step; restrictions apply) (MKN)	O		
Mopar Tubular Side Steps – Chrome (restrictions apply; not available on Willys) (MRT)	O	O	
– Black (restrictions apply; not available with Willys) (MRU)	O	O	
Mopar Jeep Trail Rated® Kit (XWX)	O	O	O
Mopar Grille, Satin Black (not available with Integrated Off-Road Camera <sup>(4)</sup> ; restrictions apply; not available on Willys) (MHJ)	O	O	O
Mopar Hood Graphics – American Flag (restrictions apply) (M9D)	O		
– 1941 (restrictions apply) (M9E)	O		
– Jeep Grille (MGV)			O
Tires – 245/75R17 Bridgestone® Dueler Highway-Terrain (H/T) (TQK)	•		
– 245/75R17 BSW Bridgestone Dueler All-Terrain (A/T) (included with Max Tow Package with 4.10 Axle Ratio) (TTH)	P		
– LT255/75R17C OWL Bridgestone On-/Off-Road (packaged with Willys) (TTP)	P		
– LT285/70R17C BSW Falken® Wildpeak A/T (TW2)		•	•
– LT285/70R17C BSW Falken Wildpeak Mud-Terrain (M/T) (TWG)		O	O
– Spare – Full-size (TBB)	•	•	•

• = Standard. O = Optional. P = Available with Package noted. F = Fleet only.



# 2026 JEEP® GLADIATOR

## STANDARD FEATURES AND OPTIONS

CPOS	Sport 2TB/2TS/ 2TW	Mojave 2TD/2TA	Rubicon® 2TR/2TY
<b>EXTERIOR FEATURES (CONTINUED)</b>			
Wheels – 17-inch Low-Gloss Black-painted steel (WAA)	•		
– 17-inch Tech Gray-painted aluminum (packaged with Sport S) (WFD)	P		
– 17-inch Black-painted aluminum (packaged with Willys) (WFY)	P		
– 17-inch machined aluminum with Black pockets (optional on Sport S model) (WFH)	O		
– 17-inch Dark Gray-painted aluminum (WFT)		•	
– 17-inch machined aluminum with Black pockets (WGD)		O	
– 17-inch Black-painted machined (WFO)			•
– 17-inch Black-painted machined (WFE)			O
– Spare – Steel (WLB/W1A)	•	•	•
Taillamps – Incandescent (LA6)	•		
– LED (packaged with Safety Group) (LAY)	P	•	•
Trailer Wiring Harness – Seven- and four-pin (XF2)	•	•	•
Tailgate – Power-locking (JEX)	•	•	•
Tonneau Covers – Roll-up (CSD)	O	O	O
– Mopar® Hard Tri-Fold (restrictions apply) (CSU)	O	O	O
– Mopar Soft Tri-Fold (CT6)	O	O	O
Side Steps – Mopar Chrome (packaged with Sport, Sport S and Mojave) (MRT)	O	O	
– Mopar Black (packaged with Sport, Sport S and Mojave) (MRU)	O	O	
Rock Protection Sill Rails (MEF)		P	•
– Protection sill rails (XGS)	P	•	
– Mopar Heavy-Duty Rock Slider with Step Assist (restrictions apply) (MMU)	O	O	
Tint – Solar-Control Glass (GAM)	•		
– Deep-tint sunscreen windows (packaged with Sport S and Willys) (GCD)	P	•	•
Rear Sliding Window (packaged with Black three-piece hardtop and Body-color three-piece hardtop) (GFD)	P	P	P
Selectable Tire-Fill Alert (LA5)	•	•	•
Spray-In Bedliner (XMF)	O	O	O
Windows – Power with one-touch down (JPY)	•	•	•

## INTERIOR FEATURES

Air Conditioning (HAA)	•		
– Automatic temperature control (packaged with Convenience Group) (HAB)	P	•	•
Jeep Air Filtration System (JMA)	•	•	•

## STANDARD FEATURES AND OPTIONS

CPOS	Sport 2TB/2TS/ 2TW	Mojave 2TD/2TA	Rubicon® 2TR/2TY
<b>INTERIOR FEATURES (CONTINUED)</b>			
Console – Full-length floor (CUF)	•	•	•
– Full-length premium armrests (packaged with leather-trimmed seats) (CVM)		P	P
Console Bin Task Light (LDB)	•	•	•
Door Locks – Power, speed-sensitive (JPH)	•	•	•
Floor Mats – Front and rear (CLE)	•	•	•
– All-weather slush mats (packaged with Willys) (CWA)	O/P	O	O
Glove Box – Locking (JKA)	•	•	•
Instrumentation – 3.5-inch Black-and-White display (JAE)	•		
– 7-inch color display (packaged with Convenience Group and Willys) (JAL)	P	•	•
Media Hub – USB, auxiliary (RSF)	•	•	•
Driver’s and Passenger Assist Handles (CSP)	•	•	•
Power Point – 12-volt auxiliary (JJJ)	•	•	•
– Remote USB port (RSX)	•	•	•
– Remote USB charge-only port (RS3)		•	•
– 115-volt auxiliary power outlet (packaged with Technology Group) (JKV)	P	•	•
– Exterior 115-volt A/C power outlet (packaged with Cargo Group with Trail Rail™ System) (XBE)	P	P	P
Rear Compartment Storage (CUR)	•	•	•
Steering Wheel – Base (SCA)	•		
– Premium-wrapped (packaged with Sport S and Willys) (SCJ)	P	•	•
– Heated (packaged with Convenience Group) (NHS)	P	P	P
Storage Tray (CUY)	•	•	•
Trailer Brake Controller (restrictions apply; late availability) (XHC)	O	O	O
Lockable Rear Underseat Storage with Drawer (packaged with Cargo Group with Trail Rail System) (CUW)	P	P	P
Sun Visors – Sliding with mirrors (GNV)	•		
– Illuminated vanity mirrors (packaged with remote keyless entry) (GND)	P	•	•
Seats – Cloth low-back bucket (*E7)	•		
– Premium cloth with Sport bolsters (*A5)		•	
– Premium cloth low-back bucket (*K7)			•
– McKinley leather-trimmed bucket - Includes power eight-way driver’s and front-passenger seats with four-way lumbar-adjust, full-length floor console, premium armrest, leather-wrapped shift knob and parking brake (included with Premium Package) (*CP)	P		
– Leather-trimmed bucket - Includes power eight-way driver’s seat with four-way lumbar-adjust, power eight-way front-passenger seat, full-length floor console, rear armrest with cup holder, premium armrest, premium door trim and leather-wrapped shifter knob (*PL)			O



# 2026 JEEP® GLADIATOR

## STANDARD FEATURES AND OPTIONS

CPOS	Sport 2TB/2TS/ 2TW	Mojave 2TD/2TA	Rubicon® 2TR/2TY
<b>INTERIOR FEATURES (CONTINUED)</b>			
Seats (continued) – Nappa leather-trimmed bucket - Includes power eight-way driver’s seat with four-way lumbar-adjust, power eight-way front-passenger seat, full-length floor console, rear armrest with cup holder, premium armrest, premium door trim and leather-wrapped shifter knob (*VL)			O
– Heated front (packaged with Convenience Group) (JPM)	P	P	P
– Reclining front (CDB)	•	•	•
– Rear 60/40 split-folding (CFN)	•	•	•
– Driver’s height-adjust (CDH)	•	•	•
– Mopar® Katzkin® Leather, Perforated Pattern (not available with leather-trimmed seats or Willys; late availability) (CBQ)	O	O	O
– Mopar Katzkin Leather, Stitched Pattern (not available with leather-trimmed seats or Willys; late availability) (CBS)	O	O	O
<b>UCONNECT® MULTIMEDIA</b>			
Uconnect 5 with 12.3-inch Display – Includes Apple CarPlay™(16) and Android Auto™(15) USB Host Flip, Integrated Voice Command, Jeep Connect™(17) with three-month trial and integrated center stack radio (UBP)	•	•	•
Uconnect 5 NAV with 12.3-inch Display – Includes HD radio, USB Host Flip, Off-Road Information Pages, Apple CarPlay™(16) and Android Auto™(15) GPS Navigation,(25) Integrated Voice Command, integrated center stack radio and Jeep Connect™(17) with three-month trial (includes air conditioning with automatic temperature control on Sport S and Willys) (UBX)		P	P
Speakers – Eight (RCH)	•	•	•
– Alpine® Premium Audio System - Includes 220-amp alternator if not already equipped with 240-amp alternator (requires remote keyless entry; optional on Sport S and Willys) (RC4)	P	P	P
Wireless Speaker (requires Alpine Premium Audio System; optional on Sport S and Willys) (RSJ)		P	P
SiriusXM® with 360L™(21) (RTU)	•	•	•
<b>SAFETY &amp; SECURITY</b>			
Adaptive Cruise Control (ACC) with Stop™(6) (standard on Sport S and Willys) (NH3)	P	•	•
Air Bags™(31) – Advanced multistage driver’s and front-passenger (CG3)	•	•	•
– Supplemental front-seat-mounted side (CJ1)	•	•	•
– First- and second-row side-curtain	•	•	•

## STANDARD FEATURES AND OPTIONS

CPOS	Sport 2TB/2TS/ 2TW	Mojave 2TD/2TA	Rubicon® 2TR/2TY
<b>SAFETY &amp; SECURITY (CONTINUED)</b>			
Child Seat Anchor System (LATCH) (CF3)	•	•	•
Electronic Stability Control (ESC)™(8) – Includes Electronic Roll Mitigation, Hill Start Assist and Trailer Sway Damping™(9) (BNB/BNS/BNG/BNT)	•	•	•
Full-Speed Forward Collision Warning Plus™(9) (standard on Sport S and Willys) (NH3)	P	•	•
ParkSense® Rear Park Assist System™(12) (packaged with Safety Group) (XAA)	P	P	P
ParkView® Rear Back-Up Camera™(4) (not available with Integrated Off-Road Camera™(4)) (XAC)	•	•	•
Remote Keyless Entry (packaged with Sport S and Willys) (GXM)	•	•	•
Remote Start™(27) System (packaged with Convenience Group; requires Automatic transmission) (XBM)	P	O/P	O/P
Remote Proximity Keyless Entry (packaged with Convenience Group) (GXD)	O/P	•	•
Security Alarm™(34) (packaged with Sport S and Willys) (LSA)	P	•	•
Sentry Key® Theft Deterrent System (GXX)	•	•	•
Tire Pressure Monitoring Display (XGM)	•	•	•
<b>PACKAGES/EQUIPMENT GROUPS</b>			
Convenience Group – Includes air conditioning with automatic temperature control, 7-inch Thin Film Transistor (TFT) cluster, heated front seats, heated steering wheel, Corning® Gorilla® glass, Universal Garage Door Opener, SiriusXM satellite radio,(21) Emergency Call Assistance, two-door passive entry with front-door locks, Remote Start™(27) System, 4G LTE Wi-Fi Hotspot™(23) (packaged with Mojave and Rubicon) and SiriusXM with 360L™(21) (packaged with Mojave and Rubicon) (AJK)	O	O	O
Dual Top Group – Includes Freedom Panel storage bag, rear sliding window, three-piece hardtop and Black Sunrider® Soft Top (optional on Sport S and Willys; requires Mopar Hard Tri-Fold Tonneau Cover, Mopar Soft Tri-Fold Tonneau Cover or Roll-Up Tonneau Cover) (AEN)	O	O	O
Max Tow Package with 4.10 Axle Ratio – Includes Dana® M210 wide front axle, 4.10:1 axle ratio, Dana M220 wide rear axle, antispin rear differential, heavy-duty engine cooling, Class IV hitch receiver, molded-in-color high-clearance fender flares (two-piece), 245/75R17 BSW All-Terrain (A/T) Dueler tires and Gross Vehicle Weight Rating (GVWR) of 6,500 lb (requires Automatic transmission; restrictions apply) (AJQ)	O		
Trailer Tow and Auxiliary Switch Group – Includes heavy-duty engine cooling, Class IV hitch receiver, auxiliary switches and trailer hitch zoom (ADH)	O		
LED Headlamp and Fog Lamp Group – Includes front LED fog lamps, LED reflector headlamps, daytime running lamp (DRL) LED accents and body-color fender flares (Sport S only) (ADA)	O		

• = Standard. O = Optional. P = Available with Package noted. F = Fleet only.



## 2026 JEEP® GLADIATOR

STANDARD FEATURES AND OPTIONS	Sport	Mojave	Rubicon®
CPOS	2TB/2TS/ 2TW	2TD/2TA	2TR/2TY
<b>PACKAGES/EQUIPMENT GROUPS (CONTINUED)</b>			
Premium Package – Includes premium McKinley leather-trimmed seats, leather-wrapped shift knob and brake handle, full-length floor console with premium armrest, power eight-way adjustable driver's and passenger seats with four-way lumbar-adjust, Body-color three-piece hardtop with rear window defroster, rear sliding window and Freedom Panel storage bag, 255/70R18 BSW Bridgestone® tires and 18-inch Gray aluminum wheels (available on Sport S only) (AAP)	0		
Safety Group – Includes Auto High-Beam Headlamp Control, ParkSense® Rear Park Assist System, <sup>(12)</sup> and Blind Spot Monitoring (BSM) <sup>(7)</sup> and Rear Cross-Path Detection System <sup>(4)</sup> (adds LED taillamps on Sport S and Willys) (AJ1)	0	0	0
Technology Group – Includes auto-dimming rearview mirror, 115-volt power outlet, Alpine® Premium Audio System, wireless speaker, two USB charging hubs, Uconnect® 5 NAV with 12-inch display, Apple CarPlay <sup>TM(16)</sup> and Android Auto, <sup>TM(15)</sup> 4G LTE Wi-Fi Hotspot, <sup>(23)</sup> SiriusXM® with 360L <sup>(21)</sup> and Integrated Voice Command (packaged with Sport S and Willys only), and Integrated Off-Road Camera <sup>(4)</sup> (AJY)	0	0	0
Cargo Group with Trail Rail <sup>TM</sup> System – Includes lockable rear underseat storage, exterior 115-volt A/C outlet and 400-watt inverter on Sport (requires Technology Group; optional on Sport S and Willys) (ACG)	0	0	0

STANDARD FEATURES AND OPTIONS	Sport	Mojave	Rubicon®
CPOS	2TB/2TS/ 2TW	2TD/2TA	2TR/2TY
<b>PACKAGES/EQUIPMENT GROUPS (CONTINUED)</b>			
Sport S Package – Includes Advanced Brake Assist, <sup>(9)</sup> security alarm, <sup>(34)</sup> deep-tint sunscreen windows, sun visors with illuminated vanity mirrors, remote keyless entry, power heated mirrors, automatic headlamps, daytime running lamps (DRLs), Full-Speed Forward Collision Warning Plus, <sup>(9)</sup> Enhanced Adaptive Cruise Control (ACC) with Stop, <sup>(6)</sup> Body-color fender flares (two-piece), premium-wrapped steering wheel, normal-duty plus suspension and 17-inch Tech Gray-painted aluminum wheels (2TS)	0		
Willys – Includes protection sill rails, Advanced Brake Assist, <sup>(9)</sup> heavy-duty engine cooling, Class IV hitch receiver, Off-Road Plus Mode, air conditioning with automatic temperature control, auxiliary switches, 7-inch Thin Film Transistor (TFT) cluster, front LED fog lamps, automatic LED premium reflector headlamps, LED taillamps, DRLs, Full-Speed Forward Collision Warning Plus, <sup>(9)</sup> Enhanced ACC with Stop, <sup>(6)</sup> Willys suspension, trailer hitch zoom, security alarm, <sup>(34)</sup> deep-tint sunscreen windows, Corning® Gorilla® glass, remote keyless entry, power heated mirrors, all-weather slush mats, Black grille, Four-Wheel Drive (4WD) decal, Willys hood decal, Body-color fender flares (two-piece), Gloss Black-painted front bumper, premium-wrapped steering wheel, Red-painted front and rear heavy-duty shock absorbers, LT255/75R17C tires and 17-inch Black-painted aluminum wheels (2TW)	0		



• = Standard. 0 = Optional. P = Available with Package noted. F = Fleet only.



COMPARE + SUV/CROSSOVERS

COMPARE

	<b>JEEP® WRANGLER</b>	<b>JEEP COMPASS</b>	<b>JEEP GRAND CHEROKEE</b>
Trims	Sport / Sahara® / Rubicon®	Latitude / Altitude / Limited / Limited Altitude / Trailhawk®	Laredo Altitude / Limited / Limited Reserve / Summit
MPG (city/hwy)	20/23 <sup>(35)</sup> (2-door model; 2.0L Turbo with Automatic transmission)	23/31 <sup>(43)</sup>	21/25 <sup>(35)</sup>
Total Range <sup>(35)</sup> (miles)	368 (2-door model; 2.0L Turbo with Automatic transmission)	351	529
Fuel Tank Capacity (gal)	17.5 (2.0L Turbo Direct Injection (DI) and 3.6L Pentastar® V6, 2-door) / 21.5 (2.0L Turbo DI and 3.6L Pentastar V6, 4-door)	13.5	23
Available Engines	3.6L Pentastar V6 / 2.0L Turbo DI	2.0L I-4 Turbo DI	2.0L Hurricane 4 Turbo Engine
Drivetrains	4x4	4x4	4x2 / 4x4
Wheelbase	96.8 / 118.4 (2-door / 4-door)	103.8	116.7
Overall Height	73.6	64.6 (with roof rails)	70.8
Overall Width	73.9	80 (with side mirrors)	84.6 (with side mirrors)
Overall Length	166.8 / 188.4 (2-door / 4-door)	173.4	193.5
Seating Capacity (max occupants)	up to 4 (2-door) / up to 5 (4-door)	up to 5	up to 5
Headroom (front row / second row / third row)	42.6 / 41.7 (soft top) / 40.8 / 40.3 (hardtop)	39.2 / 38.5	39.9 / 39.4
Legroom (front row / second row / third row)	41.2 / 35.7 (2-door) / 41.2 / 38.3 (4-door)	41.8 / 38.3	41.3 / 38.2
Shoulder Room (front row / second row / third row)	55.8 / 57.7 (2-door) / 55.8 / 55.8 (4-door)	56.7 / 55.1	59.2 / 58
Hip Room (front row / second row / third row)	53.9 / 45 (2-door) / 53.9 / 56.7 (4-door)	54.1 / 49.2	57.4 / 56.3
Cargo Volume (cu ft)	72.4 (4-door with rear seats folded)	59.8 (with rear seats folded)	70.8 (behind first-row seats)
Curb Weight (lb)	4,012 (3.6L Pentastar V6, 2-door, Manual transmission)	3,620	4,238 - 4,784
Towing Capacity <sup>(29)</sup> (lb)	5,000	2,000 (when properly equipped)	6,200
EPA Interior Volume (cu ft)	53.8 (front) / 49.9 (rear)	126.7	144.6 (SAE Total Interior Passenger Volume)
Ground Clearance	10.8 (Rubicon)	8.6 (Trailhawk)	10.9 (air suspension)



COMPARE + SUV/CROSSOVERS

COMPARE

	<b>JEEP® GRAND CHEROKEE L</b>	<b>JEEP GRAND WAGONEER / JEEP GRAND WAGONEER L</b>	<b>DODGE DURANGO</b>
Trims	Laredo Altitude / Limited / Limited Reserve / Summit	Base / Upland / Limited / Limited Altitude / Limited Reserve / Summit / Summit Obsidian / Summit Reserve	GT / GT HEMI® V8
MPG <sup>(35)</sup> (city / hwy)	21 / 25	TBD	18 / 25 (RWD)
Total Range <sup>(35)</sup> (miles)	506	TBD	492
Fuel Tank Capacity (gal)	23	26.5 (SWB) / 30.5 (LWB)	24.6
Available Engines	2.0L Hurricane 4 Turbo	3.0L I-6 Twin-Turbo Hurricane Standard-Output (SO)	3.6L Pentastar® V6
Drivetrains	4x2 / 4x4	4x2 / 4x4	RWD / AWD
Wheelbase	121.7	123 (SWB) / 130 (LWB)	119.8
Overall Height	71.5	79.8 (SWB and LWB; at roof rail)	70.1 (with antenna)
Overall Width	84.6 (with side mirrors)	94 (SWB and LWB; with mirrors)	85.5
Overall Length	204.9	216.1 (SWB) / 228.1 (LWB)	200.8
Seating Capacity (max occupants)	up to 7	up to 8	up to 7
Headroom (front row / second row / third row)	39.8 / 39.9 / 37.3	41.3 / 40 / 39 (SWB and LWB) 39.3 / 38.4 / 38.5 (SWB and LWB; with sunroof)	39.9 / 39.8
Legroom (front row / second row / third row)	41.3 / 39.4 / 30.3	40.9 / 42.7 / 36.6	40.3 / 38.6
Shoulder Room (front row / second row / third row)	59.2 / 58 / 51.9	66.1 / 65.2 / 64.4	58.5 / 57.7
Hip Room (front row / second row / third row)	57.4 / 56.3 / 42.9	63.5 / 63 / 51.6	57 / 55.5
Cargo Volume (cu ft)	84.6 (behind first-row seats)	116.7 (SWB) / 130.9 (LWB; behind first-row seats)	85.1 (behind front-row seats with rear seats folded)
Curb Weight (lb)	4,524 - 5,068	5,730 - 6,175 (SWB) / 5,980 - 6,444 (LWB)	4,875 (RWD) / 4,986 (AWD) (3.6L Pentastar V6)
Towing Capacity <sup>(29)</sup> (lb)	6,200	6,210 (4x2, SWB) / 5,960 (4x2, LWB) / 10,000 (4x4, SWB) / 9,860 (4x4, LWB)	6,200 (3.6L Pentastar V6) / 7,100 (5.7L HEMI V8) / 8,700 (with Tow N Go Package)
EPA Interior Volume (cu ft)	159.1 (SAE Total Interior Passenger Volume)	210.3 (SWB) / 225.1 (LWB) (Total Passenger plus Cargo Volume)	145.6
Ground Clearance	10.9 (air suspension)	8.4 (standard suspension) / 10.1 (air suspension)	8.1

## 2026 JEEP® WRANGLER



### SELECT FEATURES

- Auxiliary Power Accessory Outlet – 12-volt
- Floor Mats – Carpeted; two in front on two-door Wrangler; two in front and two in rear on four-door Wrangler
- Fog Lamps
- Hill Start Assist
- Rear Outboard Head Restraints<sup>(36)</sup>
- Rock-Trac® Four-Wheel Drive (4WD) – Rubicon® models
- Seats – Rear, folding
- Sentry Key® – Antitheft engine immobilizer
- Skid Plates for Fuel Tank, Transfer Case and Transmission
- Spare Tire – Full-size with matching wheel
- Steering Wheel-Mounted Speed/Cruise Controls
- Uconnect® Voice Command

### SAFETY & SECURITY

- Air Bags<sup>(31)</sup> – Advanced multistage driver’s and front-passenger – Supplemental front-seat-mounted side
- Electronic Roll Mitigation
- Electronic Stability Control (ESC)<sup>(8)</sup> – With Brake Assist,<sup>(9)</sup> All-Speed Traction Control and Electronic Roll Mitigation
- Energy-Absorbing Front-Rail Extensions
- Enhanced Accident Response System
- Remote Keyless/Illuminated Entry (Available)
- Selectable Tire-Fill Alert (Available)
- Tire Pressure Monitoring Warning Lamp
- Trailer Sway Control<sup>(8)</sup>

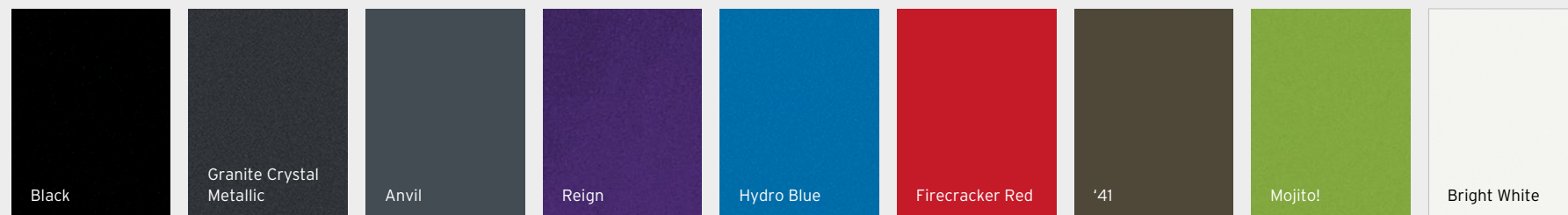
ENGINES	HORSEPOWER <sup>(32)</sup>	TORQUE <sup>(32)</sup>
2.0L I-4 Turbo (available on all trims)	270 hp @ 5,250 rpm	295 lb-ft @ 3,000 rpm
3.6L Pentastar® V6	285 hp @ 6,400 rpm	260 lb-ft @ 4,800 rpm

FUEL ECONOMY <sup>(35)</sup>	
Fuel Economy	City / Hwy
- 2.0L I-4 Turbo - Two-door	20 / 23
- Four-door	20 / 22
- 3.6L Pentastar V6 - Two-door (Manual transmission)	17 / 23
- Four-door (Manual transmission)	16 / 22



# 2026 JEEP® WRANGLER

## EXTERIOR PAINT COLORS



EXTERIOR DIMENSIONS (BASED ON RUBICON® MODEL) <sup>(33)</sup>	
Wheelbase (two-door / four-door)	96.8 / 118.4
Overall Length (includes spare tire; two-door / four-door)	166.8 / 188.4
Overall Width	73.9
Overall Height	73.6
Running Ground Clearance	10.8
Approach Angle (deg; two-door / four-door)	44 / 43.9
Departure Angle (deg; four-door)	37
Breakover Angle (deg; two-door / four-door)	27.8 / 22.6
Turning Diameter (max; ft; two-door / four-door)	32.7 / 38.8
Front Track	62.9
Rear Track	62.9
Base Curb Weight (lb; Rubicon 2.0L I-4 engine and Automatic Transmission)	4,320

TOWING <sup>(29)</sup>	
Maximum Towing (lb; two-door / four-door)	2,000 / 5,000

INTERIOR DIMENSIONS <sup>(33)</sup>	
First Row	
- Headroom (hardtop / soft top / two-door and four-door)	40.8 / 42.6 / 40.7
- Legroom (two-door, four-door)	41.2
- Shoulder room (two-door / four-door)	55.8 / 55.8
- Hip room	53.9
Second Row	
- Headroom (hardtop / soft top / two-door and four-door)	40.3 / 41.7 / 40.2
- Legroom (two-door / four-door)	35.7 / 38.3
- Shoulder room (two-door / four-door)	57.7 / 55.7
- Hip room (two-door / four-door)	45 / 56.7
Cargo Volume (cu ft) - Behind second row (four-door)	
- With second row folded (four-door)	72.4
Seating Capacity (max occupants)	
	5
Fuel Tank Capacity (gal; two-door / four-door)	
- 2.0L I-4 Turbo	17.5 / 21.5
- 3.6L Pentastar® V6	17.5 / 21.5





# 2026 JEEP COMPASS



## SELECT FEATURES

- 2.0L I-4 Direct-Injection (DI) Turbo Engine with Engine Stop/Start (ESS) Technology/8-speed Automatic Transmission
- 4x4 Drive System for All Models
- 10.25-inch All-Digital, Full-Color Driver Information Display (DID) (Available)
- 12-Volt Auxiliary Power Outlet
- 17-, 18- and 19-inch Aluminum Wheels
- Alexa Built-In<sup>(14)</sup> and SiriusXM<sup>®</sup> with 360L<sup>(21)</sup> (Available)
- Connected Travel and Traffic Services<sup>(22)</sup> (Available)
- Dual-Pane Panoramic Power Sunroof (Available)
- Front- and Second-Row USB Ports
- Hands-Free<sup>(24)</sup> Phone and Audio
- Hands-Free Power Liftgate with Foot-Activated Open 'N Go (Available)
- Heated Front Seats
- Heated Steering Wheel
- High-Mounted Center Console with Increased Storage Space
- Jeep Connect<sup>(17)</sup> Services (three-month trial subscription) including 4G LTE Wi-Fi Hotspot<sup>(23)</sup>
- LED Interior Lighting and Illuminated Entry
- LED Reflector Headlamps on All Models
- Power, Heated Exterior Mirrors
- Premium Alpine<sup>®</sup> Sound System (Available)
- Premium Seating Choices
- Rearview Auto-Dimming Mirror (Available)
- Selec-Terrain<sup>®</sup> Traction Management System with up to Four Modes
- SiriusXM Radio<sup>(21)</sup> (three-month trial subscription)

- Two 4x4 Systems: Jeep Active Drive and Jeep Active Drive Low with Hill Descent Control
- Uconnect<sup>®</sup> 5 NAV with 10.1-inch Touchscreen Display and GPS Navigation<sup>(25)</sup> (Available)
- Wireless Apple CarPlay<sup>™(16)</sup> and Android Auto<sup>™(15)</sup>
- Wireless Charging Pad (Available)

## SAFETY & SECURITY

- Active Driving Assist System<sup>(5)</sup> (Available)
- Active Lane Management System<sup>(5)</sup>
- Adaptive Cruise Control (ACC) with Stop and Go<sup>(6)</sup> (Available)
- Advanced Brake Assist<sup>(9)</sup>
- All-Speed Traction Control
- Antilock Four-Wheel Disc Performance Brakes
- Air Bags<sup>(31)</sup> – Seven, including full-length side and driver's knee bolster
- Blind Spot Monitoring (BSM)<sup>(7)</sup> and Rear Cross-Path Detection System<sup>(4)</sup>
- Drowsy-Driver Detection<sup>(6)</sup>
- Electric Park Brake
- Electronic Roll Mitigation
- Electronic Stability Control (ESC)<sup>(8)</sup>
- Full-Speed Forward Collision Warning with Active Braking<sup>(9)</sup>
- Hill Start Assist
- ParkSense<sup>®</sup> Rear Park Assist System<sup>(12)</sup> (Available)
- ParkView<sup>®</sup> Rear Back-Up Camera<sup>(4)</sup>
- Pedestrian/Cyclist Detection with Emergency Braking<sup>(9)</sup>
- Rain Brake Support
- Rain-Sensitive/Intermittent Windshield Wipers (Available)

- Remote Start<sup>(27)</sup> System
- Tire Pressure Monitoring Display
- Traffic Sign Recognition System<sup>(13)</sup> (Available)
- Windshield Wiper De-Icer (Available)

ENGINE	HORSEPOWER <sup>(32)</sup>	TORQUE <sup>(32)</sup>
2.0L I-4 DI Turbo with ESS	200 hp @ 5,000 rpm	221 lb-ft @ 1,750 - 4,250 rpm

FUEL ECONOMY <sup>(35)</sup>	
Fuel Economy	City/Hwy
– 2.0L I-4 DI Turbo Engine with ESS	23 / 31

EXTERIOR DIMENSIONS <sup>(33)</sup>	
Wheelbase	103.8
Overall Length	173.4
Overall Width (with mirrors extended)	80
Height (with roof rails)	64.8
Front Track	60.7
Rear Track	60.3
Ground Clearance (4x4/Trail Rated <sup>®</sup> )	8.1/8.6
Approach Angle with Air Dam (deg; 4x4/Trail Rated)	16.1/30.4
Departure Angle (deg; 4x4/Trail Rated)	31.4/34
Breakover Angle (deg; 4x4/Trail Rated)	22.5/23.6
Water Forging <sup>(39)</sup> (4x4/Trail Rated)	16/19
Turning Diameter (ft; 4x4/Trail Rated)	36.3/35.3
Base Curb Weights (lb)	3,620
Fuel Tank Capacity (gal)	13.5

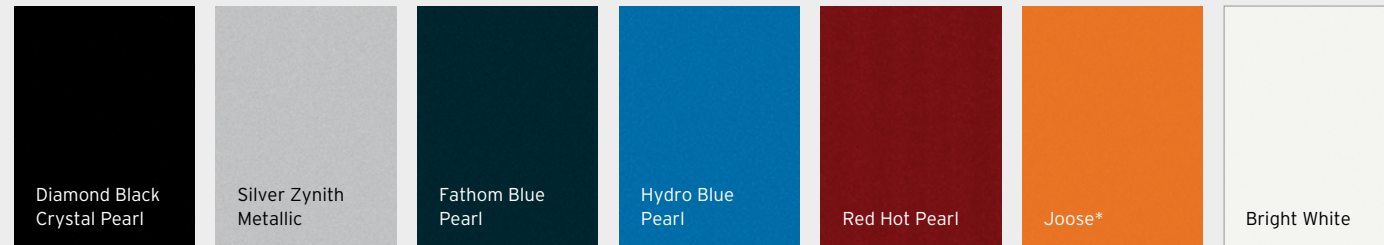
TOWING <sup>(29)</sup>	
Maximum Towing (lb; when properly equipped)	2,000

INTERIOR DIMENSIONS <sup>(33)</sup>	
First Row	
– Headroom (without sunroof)	39.2
– Legroom	41.8
– Shoulder room	56.7
– Hip room	54.1
Second Row	
– Headroom	38.5
– Legroom	38.3
– Shoulder room	55.1
– Hip room	49.2
SAE Cargo Volume (cu ft) – Rear seats up	27.2
– Rear seats folded	59.8
– EPA Interior Volume Index	126.7
Seating Capacity (max occupants)	5



# 2026 JEEP COMPASS

## EXTERIOR PAINT COLORS



\*Limited availability.

### STANDARD FEATURES AND OPTIONS

	Latitude	Latitude Altitude	Limited	Limited Altitude	Trailhawk®
CPOS	2DJ	2DN	2DG	2DW	2DE
<b>ENGINE / TRANSMISSION</b>					
2.0L I-4 Direct-Injection (DI) Turbo with Engine Stop/Start (ESS) Technology/8-speed Automatic (EC1/DGD)	•	•	•	•	•
<b>MECHANICAL FEATURES/CAPABILITY</b>					
Alternator – 180-amp (BA5)	•	•	•	•	•
AutoStick Automatic Transmission (DHD)	•	•	•	•	•
Transmission Oil Heater (NHQ)	•	•	•	•	•
Exhaust System – Dual tips, hidden (NEJ)	•	•	•	•	•
4x4 Drive System (590)	•	•	•	•	•
Four-Wheel Drive (4WD) System with Rear-Axle Disconnect – Jeep Active Drive - Full-time 4x4 system	•	•	•	•	•
– Jeep Active Drive Low - Full-time 4x4 system with low range for a 20:1 crawl ratio					•
Fuel Door – Capless fuel-filler (XJM)	•	•	•	•	•
Push-Button Start (GX4)	•	•	•	•	•
Selec-Terrain® Traction Management System – Center-stack toggle with traction control settings: Auto, Snow and Sand/Mud Modes (XAB)	•	•	•	•	•
– Auto, Snow, Sand/Mud and Rock Modes with Hill Descent Control (XAB)					•
Steering – Electric power; tilt/telescoping column (SBL/SUD)	•	•	•	•	•
Suspension – All-Wheel Drive (AWD) (SDE)	•	•	•	•	•
– Off-road (SDJ)					•
Trail Rated® Capability – Includes Jeep Active Drive Low Mode with 20:1 crawl ratio and Hill Descent Control, 1-inch increased height, unique front and rear fascia skid plates, off-road suspension, signature Ruby Red accents including front and rear tow hooks, Trail Rated and Trailhawk badges, and unique 17-inch wheels with BSW All-Terrain tires (MT2)					•

### STANDARD FEATURES AND OPTIONS

	Latitude	Latitude Altitude	Limited	Limited Altitude	Trailhawk®
CPOS	2DJ	2DN	2DG	2DW	2DE
<b>EXTERIOR FEATURES</b>					
Accents – Lower bodyside cladding with Body-color/Accent-color fascias (MRB/MCD)	•	•	•	•	•
– Bright (MCG)	•		•		
– Bright badging (MVL)	•		•		
– Neutral Gray badging and exterior accents (MEQ/MHX)		•		•	•
– Middle fascia texture - Molded-in-color Black (MLD)	•	•			•
– Middle fascia texture - Gloss Black (MLB)			•	•	
– Rear fascia skid plate appliqué (MTA)	•	•	•	•	•
– Mopar® Bodyside Graphics (included with Mopar Graphics Package) (MZQ)	P	P	P		
– Mopar Rock Rails (not available with Sun and Sound Group on Trailhawk models) (MMU)	O	O	O	O	O
Daylight Opening (DLO) Moldings – Bright (MMP)	•		•		
– Black (MMR)		•		•	•
Door Handles – Body-color (MNK)	•	•	•	•	•
Glass – Deep-tint sunscreen (GEG)	•	•	•	•	•
Grilles – Black surround with Chrome rings (MAJ)	•				
– Gloss Black surround with Chrome rings with painted over Chrome grille texture (MAG/MXK)			•		
– Black surround with Neutral Gray rings (MF6)					•
– Gloss Black surround with Neutral Gray rings (MFJ)		•		•	
Hood – Decal in Black (MYA)					•
– Mopar Hood Graphic (included with Mopar Graphics Package) (MGV)	P	P	P		
Fog and Cornering Lamps (LNP)	•	•	•	•	•
– Premium LED with cornering function (included with Driver Assistance Group) (LNT)	P	P			

• = Standard. O = Optional. P = Available with Package noted. F = Fleet only.



# 2026 JEEP® COMPASS

## STANDARD FEATURES AND OPTIONS

CPOS	Latitude 2DJ	Latitude Altitude 2DN	Limited 2DG	Limited Altitude 2DW	Trailhawk® 2DE
<b>EXTERIOR FEATURES (CONTINUED)</b>					
Lighting – LED reflector headlamps (LPX)	•	•	•	•	•
– Automatic headlamps (LMG)	•	•	•	•	•
– Auto High-Beam Headlamp Control (requires Full-Speed Forward Collision Warning with Active Braking <sup>(9)</sup> ) (LMS)	•	•	•	•	•
– Daytime running lamp (DRL) system (LMX)	•	•	•	•	•
– Headlamps-off time delay (LHD)	•	•	•	•	•
– Incandescent taillamps (LA6)	•	•	•	•	•
Mirrors – Power-adjust, heated and manual-folding in Gloss Black (GTC)	•	•			
– Power-adjust, heated and manual-folding in Gloss Black with turn signals (GTC/LEB/LE7)			•	•	•
Power Liftgate with Foot-Activated Open 'N Go (included with Convenience Group) (JRC/XZ2)		P	•	•	•
Removable Short-Mast Antenna – Roof-mounted (RDB)	•	•	•	•	•
Roof – Body-color (MXU)	•	•			
– Black (MXS)			•	•	•
Roof Rails – Black (MWE)	•	•	•	•	•
Skid Plates – Fuel tank, transfer case, front suspension and transmission (XEE/XEF/XEU/XE9)					•
Sunroof – Power, dual-pane with front tilt/fore/aft and rear fixed glass (included with Sun, Sound and NAV Group and Sun and Sound Group) (GWJ)		P	P	P	P
Tires – 225/60R17 BSW All-Season (A/S) (TTU)	•				
– 215/65R17 BSW All-Terrain (A/T) (TAK)					•
– 225/55R18 BSW A/S (included with WBA and optional on WAG wheels) (TJC)		•	O		
– 225/55R18 BSW A/S (TWL)			•		
– 235/45R19 BSW A/S (included with Limited Altitude Pack and WS6 wheel) (TPS)		O		•	
– Tire Service Kit (XFP/TBF)	•	•	•	•	
– Spare Tire – Full-size (TBB)					•
Tow Hooks – Two front and one rear in Ruby Red (XEA/XH6)					•
Wheels – 17-inch Fine Silver-painted Aluminum (WAJ)	•				
– 17-inch Diamond-Cut aluminum with Satin Black pockets (WD4)					•
– 18-inch Diamond-Cut aluminum with Gloss Black pockets (WAG)			•		
– 18-inch Gloss Black-painted aluminum (WBA)		•			
– 19-inch Satin Granite Crystal-painted aluminum (WS6)		O		•	
Windows – Power front, one-touch up and down (JP3)	•	•	•	•	•
– Rear, defroster (GFA)	•	•	•	•	•
Wiper System – Front, variable/intermittent (JHA)	•	•			
– Rain-sensitive/intermittent (included with Driver Assistance Group) (JHC)	P	P	•	•	•
– Windshield wiper de-icer (included with Convenience Group) (NHL)		P	•	•	•
– Rear window wiper/washer (JHB)	•	•	•	•	•

• = Standard. O = Optional. P = Available with Package noted. F = Fleet only.

## STANDARD FEATURES AND OPTIONS

CPOS	Latitude 2DJ	Latitude Altitude 2DN	Limited 2DG	Limited Altitude 2DW	Trailhawk® 2DE
<b>INTERIOR FEATURES</b>					
Accents – Satin Chrome / Wizard Black (XSB)	•				
– Copper/Chainmail Hydro (XSS)			•		
– Piano Black (XTE)		•		•	
– Piano Black/Brushed Hydro (XST)					•
Air Conditioning (HAA)	•	•			
– Dual-Zone automatic temperature control, including humidity sensors (included with Convenience Group) (HAF)		P	•	•	•
– Jeep Air Filtration System (JMD)	•	•	•	•	•
Assist Handles – Driver and passenger; coat hook included on rear passenger (four) (CSR/CSW/XCT)	•	•	•	•	•
Cargo Area – Tie-down loops (four) (CKT)	•	•	•	•	•
– Compartment lamp (LDB)	•	•	•	•	•
– Height-adjustable load floor - One-, two- or three-position adjustment depending on spare tire/Tire Service Kit availability	•	•	•	•	•
– Rear cargo underfloor tray (CK6)	•	•	•	•	•
– Cargo compartment carpet (CKN)	•	•	•	•	•
– Mopar® Carpet Cargo Mat (included with Mopar Interior Premium Package) (CMK)	P	P			
– Mopar Molded Cargo Tray (included with Mopar Interior Protection Package and Mopar All-Weather Package) (CKZ)	P	P	P	P	
Cluster – 7-inch color Driver Information Display (JAL)	•	•	•	•	•
– 10.25-inch all-digital, full-color (included with Sun, Sound and NAV Group) (JAU)			P	P	P
– Outside temperature display in odometer (LAH)	•	•	•	•	•
– Speedometer - 160-mph (JCC)	•	•	•	•	•
– Tachometer (JFH)	•	•	•	•	•
Console – Full-length front floor console with fore/aft sliding armrest (CM6)	•	•	•	•	•
– Media center electronics storage (CU7)	•	•	•	•	•
– Air vents on rear of center console for rear passengers (XGA)	•	•	•	•	•
– Overhead console (CUN)	•	•	•	•	•
– Wireless Charging Pad (included with Driver Assistance Group and Driver Assist Group I) (RFX)	P	P	P	P	P
Cup Holders (included with full-length front floor console) (CM6)	•	•	•	•	•
– Rear-seat armrest with cup holders (CSN)	•	•	•	•	•
Electronic Vehicle Information Center (EVIC) – Controls located on steering wheel (LAZ)	•	•	•	•	•
Floor Mats – Front and rear (CLE)	•	•	•	•	
– All-season (included with Convenience Group) (CLF)	P	P			•
– Mopar Premium Carpet Floor Mats (included with Mopar Interior Premium Package) (CLQ)	P	P			
– Mopar All-Weather Floor Mats (included with Mopar Interior Protection Package and Mopar All Weather Package) (CKV)	P	P	P	P	
Glove Box – With damped door (JKA)	•	•	•	•	•
Instrument and Door Panel – Steel Gray heathered cloth with Bright Blue accent stitching	•				
– Black perforated vinyl mid-panel and door bolsters with Bright Blue accent stitching		•		•	
– Steel Gray vinyl-wrapped with Burnished Copper accent stitching			•		
– Black perforated vinyl mid-panel with Ruby Red accent stitching					•



# 2026 JEEP® COMPASS

## STANDARD FEATURES AND OPTIONS

	Latitude	Latitude Altitude	Limited	Limited Altitude	Trailhawk®
CPOS	2DJ	2DN	2DG	2DW	2DE
<b>INTERIOR FEATURES (CONTINUED)</b>					
Lighting – Two front overhead incandescent map lamps (LBA)	•	•	•	•	•
– Overhead cupola LED lamps (LHJ)	•	•	•	•	•
– Door handle LED lamps (LB3)	•	•	•	•	•
– Front map pocket LED lamp (LBG)			•	•	•
– Front dome lamp (LCK)	•	•	•	•	•
– Map/dome reading lamps (LCD)	•	•	•	•	•
– Illuminated entry (LAC)	•	•	•	•	•
Mirrors – Rearview day/night mirror (GNA)	•	•			
– Rearview, auto-dimming mirror (included with Convenience Group) (GNK)		P	•	•	•
– Sliding sun visors with illuminated mirrors (included with Convenience Group) (GNC)		•	•	•	•
Power Outlet – 12-volt auxiliary located behind center console (JKP)	•	•	•	•	•
Seating – Premium cloth and vinyl bucket in Black with Bright Blue accent stitching (*G7)	•	•			
– Premium leather-trimmed with cloth insert bucket in Black with Ruby Red and Tungsten dual accent stitching and embroidered Trailhawk logo (*Q6)					•
– Leatherette bucket in Black with Steel Gray accent stitching (*A6)			•		
– Leatherette bucket in Black with Bright Blue accent stitching (*A6)				•	
Seats, Front-Row – Driver’s - Manual-adjust six-way including driver height adjuster (JVB/CDH)	•	•			
– Driver’s - Power-adjust eight-way (included with Convenience Group) (JVG)		P	•	•	•
– Front-passenger - Manual-adjust six-way (JWB)	•	•	•	•	•
– Power two-way driver’s lumbar-adjust (included with Convenience Group) (JPE)		P	•	•	•
– Heated (JPM)	•	•	•	•	•
– Two-way headrests (CDX)	•	•	•	•	•
– Front height-adjustable shoulder belts (CGD)	•	•	•	•	•
– Front seatback map pocket (CSM)	•	•	•	•	•
– Front-passenger fold forward (packaged with manual-adjust six-way front-passenger seat) (CDW)	•	•	•	•	•
Seats, Second-Row – 60/40 split-folding and pull-down rear-seat armrest with cup holders (CFN/CSN)	•	•	•	•	•
– Rear-seat head restraints, <sup>(36)</sup> three (CSH)	•	•	•	•	•
– Center rear three-point seat belt (CG6)	•	•	•	•	•
– Heat ducts (XGR)	•	•	•	•	•
– Air vents - Located behind center console (XGA)	•	•	•	•	•
Shift Knob – Leather-wrapped (CVB)	•	•	•	•	•
Speed-Sensitive Power Door Locks (JPH)	•	•	•	•	•
Steering Wheel – Premium-wrapped (SCJ)	•	•	•	•	•
– Heated (NHS)	•	•	•	•	•
– Mounted audio controls (RDZ)	•	•	•	•	•

• = Standard. 0 = Optional. P = Available with Package noted. F = Fleet only.

## STANDARD FEATURES AND OPTIONS

	Latitude	Latitude Altitude	Limited	Limited Altitude	Trailhawk®
CPOS	2DJ	2DN	2DG	2DW	2DE
<b>UCONNECT® MULTIMEDIA</b>					
Wireless Apple CarPlay™ <sup>(16)</sup> iPhone® Integration and Android Auto™ <sup>(15)</sup> Compatibility (RFP/RF5)	•	•	•	•	•
Hands-Free <sup>(24)</sup> Phone and Audio (RTE)	•	•	•	•	•
Media Device Connections – Front-row USB port Type-A/-C (RTX)	•	•	•	•	•
– Second-row USB port Type-A (charge only) (RS4)	•	•	•	•	
– Second-row USB port Type-A/-C (charge only) (included with Convenience Group and Driver Assist Group I) (RS2)		P	P	P	•
SiriusXM® Radio <sup>(21)</sup> – Includes three-month All-Access trial subscription (RSD)	•	•	•	•	•
SiriusXM with 360L <sup>(21)</sup> – Includes three-month trial subscription (packaged with Uconnect 5 NAV with 10.1-inch Touchscreen Display) (RTU)				P	P P
Jeep Connect <sup>(17)</sup> – Includes three-month trial subscription and 4G LTE Wi-Fi Hotspot <sup>(23)</sup> (RT1)	•	•	•	•	•
Connected Travel and Traffic Services <sup>(22)</sup> (packaged with Uconnect 5 NAV with 10.1-inch Touchscreen Display) (RTV)				P	P
Speakers – Six (RCG)	•	•	•	•	•
– Premium Alpine® Sound System with nine amplified speakers, plus a subwoofer (included with Sun, Sound and NAV Group and Sun and Sound Group) (RC3)		P	P	P	P
Uconnect 5 with 8.4-inch Display – Includes 8.4-inch touchscreen display, Bluetooth® hands-free phone and audio, SiriusXM Radio <sup>(21)</sup> and Jeep Connect <sup>(17)</sup> including 4G LTE Wi-Fi Hotspot <sup>(23)</sup> (UBE)	•				
Uconnect 5 with 10.1-inch Display – Includes 10.1-inch touchscreen display, hands-free <sup>(24)</sup> phone and audio, SiriusXM Radio <sup>(21)</sup> (three-month trial subscription), Jeep Connect <sup>(17)</sup> (three-month trial subscription) including 4G LTE Wi-Fi Hotspot <sup>(23)</sup> (UBU)		•	•	•	•
Uconnect 5 NAV with 10.1-inch Display – Includes 10.1-inch touchscreen display with GPS Navigation, <sup>(25)</sup> HD radio, Alexa Built-In, <sup>(14)</sup> Integrated Voice Command, SiriusXM Radio, <sup>(21)</sup> SiriusXM with 360L <sup>(21)</sup> including three-month trial subscription, Jeep Connect <sup>(17)</sup> (three-month trial subscription) including 4G LTE Wi-Fi Hotspot, <sup>(23)</sup> and Connected Travel and Traffic Services <sup>(22)</sup> (included with Sun, Sound and NAV Group) (UBN)			P	P	P
<b>SAFETY &amp; SECURITY</b>					
Air Bags <sup>(31)</sup> (seven total) – Advanced multistage front (CG3)	•	•	•	•	•
– Supplemental full-length front and rear side-curtain (CJ2)	•	•	•	•	•
– Supplemental front-seat-mounted side (CJ1)	•	•	•	•	•
– Driver’s inflatable knee-bolster (CGY)	•	•	•	•	•
All-Speed Traction Control (BNP)	•	•	•	•	•
Battery Run-Down Protection (BCS)	•	•	•	•	•
Brakes – Antilock four-wheel disc performance (BR5)	•	•	•	•	•
– Advanced Brake Assist <sup>(9)</sup> (BGG)	•	•	•	•	•
– Electric Park Brake (XC4)	•	•	•	•	•
– Rain Brake Support (BHC)	•	•	•	•	•
Cruise Control Systems – Cruise Control (NHU)	•	•			
– Adaptive Cruise Control (ACC) with Stop and Go <sup>(6)</sup> (included with Driver Assistance Group) (NHZ)	P	P	•	•	•



# 2026 JEEP® COMPASS

## STANDARD FEATURES AND OPTIONS

	Latitude	Latitude Altitude	Limited	Limited Altitude	Trailhawk®
CPOS	2DJ	2DN	2DG	2DW	2DE
<b>SAFETY &amp; SECURITY (CONTINUED)</b>					
Driver Assist Systems – Active Lane Management System <sup>(5)</sup> (XNW)	•	•	•	•	•
– Active Driving Assist System <sup>(5)</sup> (included with Driver Assist Group I) (SJJ)			P	P	P
– Traffic Sign Recognition System <sup>(13)</sup> (included with Driver Assist Group I) (SJB)			P	P	P
– Full-Speed Forward Collision Warning with Active Braking <sup>(9)</sup> – Includes Advanced Brake Assist <sup>(9)</sup> (LSU)	•	•	•	•	•
– Blind Spot Monitoring (BSM) <sup>(7)</sup> and Rear Cross-Path Detection System <sup>(4)</sup> (XAN)	•	•	•	•	•
– Pedestrian/Cyclist Detection with Emergency Braking <sup>(9)</sup> (LST)	•	•	•	•	•
– Drowsy-Driver Detection <sup>(6)</sup> (XNM)	•	•	•	•	•
– Electronic Roll Mitigation (BNS)	•	•	•	•	•
– Electronic Stability Control (ESC) <sup>(8)</sup> (BNB)	•	•	•	•	•
– Hill Descent Control (BNH)					•
– Hill Start Assist (BNG)	•	•	•	•	•
Entry Systems – Two-door passive entry (front-door locks)/Keyless Enter 'n Go™ with push-button start (GXD/GX4)	•	•	•	•	•
– Keyless Entry with engine immobilizer (GXW)	•	•	•	•	•
Park Assist System – ParkSense® Rear Park Assist System <sup>(12)</sup> (XAA)			•	•	•
Camera System – ParkView® Rear Back-Up Camera <sup>(4)</sup> with active grid lines (XAC)	•	•	•	•	•
Remote Start <sup>(27)</sup> System (XBM)	•	•	•	•	•
Seat Belt and Door Systems – Front-passenger seat-belt alert (LAX)	•	•	•	•	•
– Motorized pretensioning seat belts (CGN)	•	•	•	•	•
– Child Seat Anchor System - LATCH-ready (CGU)	•	•	•	•	•
– Rear-door child protection locks (GXT)	•	•	•	•	•
– Rear-seat reminder alert (JFB)	•	•	•	•	•
Security Alarm <sup>(34)</sup> (LSA)	•	•	•	•	•
Tire Pressure Monitoring Display (XGM)	•	•	•	•	•
Trailer Sway Damping <sup>(8)</sup> (BNT)	•	•	•	•	•

## STANDARD FEATURES AND OPTIONS

	Latitude	Latitude Altitude	Limited	Limited Altitude	Trailhawk®
CPOS	2DJ	2DN	2DG	2DW	2DE
<b>PACKAGES / EQUIPMENT GROUPS</b>					
Convenience Group – Includes power-adjust eight-way driver's seat with power two-way lumbar-adjust, rearview auto-dimming mirror, Dual-Zone automatic temperature control including humidity sensor, all-season floor mats, second-row USB port Type-A/-C (charge only), all-season floor mats, sliding sun visors with illuminated mirrors, Power Liftgate with Foot-Activated Open 'N Go and windshield wiper de-icer (AHM)		0			
Driver Assistance Group – Includes wireless charging pad, premium LED fog lamps, rain-sensitive/intermittent windshield wipers, and ACC with Stop and Go <sup>(6)</sup> (requires Convenience Group) (AAH)		0			
Driver Assist Group I – Includes wireless charging pad, Traffic Sign Recognition System <sup>(13)</sup> and Active Driving Assist System <sup>(5)</sup> and second-row Type-A/-C USB port (charge only) (requires Sun, Sound and NAV Group) (AAY)			0	0	0
Mopar® Graphics Package – Includes Mopar Hood Graphic and Mopar Bodyside Graphic (ALB)	0		0		
Mopar All Weather Package – Includes Mopar All Weather Floor Mats and Mopar Molded Cargo Tray (not available with Mopar Interior Premium Package, Mopar Graphics Package or Mopar Interior Protection Package) (AD3)		0	0	0	
Mopar Interior Premium Package – Includes Mopar Carpet Cargo Mat, Mopar Premium Carpet Floor Mats and Mopar Pedal Kit (ACX)	0	0			
Mopar Interior Protection Package – Includes Mopar All-Weather Floor Mats and Mopar Molded Cargo Tray (not available with Mopar Interior Premium Package or Mopar Graphics Package) (AD4)	0	0			
Sun and Sound Group – Includes dual-pane panoramic power sunroof and Premium Alpine® Sound System, including nine speakers and subwoofer (requires Convenience Group) (AGR)		0			
Sun, Sound and NAV Group – Includes dual-pane panoramic power sunroof; Premium Alpine Sound System, including nine speakers and subwoofer; 10.25-inch digital, full-color Driver Information Display; Uconnect® 5 NAV with 10.1-inch touchscreen display; GPS Navigation <sup>(25)</sup> ; HD radio; Jeep Connect <sup>(17)</sup> (three-month trial subscription) including 4G LTE Wi-Fi Hotspot <sup>(23)</sup> ; SiriusXM® Radio <sup>(21)</sup> including SiriusXM with 360L <sup>(21)</sup> (three-month trial subscription); Alexa Built-in <sup>(14)</sup> ; and Connected Travel and Traffic Services <sup>(22)</sup> (not available with Mopar Rock Rails) (AD1)			0	0	0
Trailer Tow Group – Includes Class III hitch receiver and four-pin wiring harness (AHT)					0

• = Standard. 0 = Optional. P = Available with Package noted. F = Fleet only.



# 2026 JEEP® GRAND CHEROKEE



## SELECT FEATURES

- New 2.0L Hurricane 4 Turbo Engine with Engine Start/Stop (ESS) Technology paired with 8-Speed Automatic Transmission
- New Silver Silk Exterior Accents
- New Uconnect® 5 NAV System with 12.3-inch Touchscreen Display and GPS Navigation<sup>(25)</sup> (Available)
- Redesigned Front Grille and Front Fascia
- Redesigned Instrument Panel with Soft-Touch Materials
- 10-inch Head-Up Display (Available)
- 10.25-inch Digital Driver Information Display
- Choice of 18-, 20- and 21-inch Wheels
- Choice of Three 4x4 Systems: Quadra-Trac I®, Quadra-Trac II® or Quadra-Drive® II (Available)
- Dark Appearance Packages (Available)
- Dual-Pane Panoramic Sunroof (Available)
- Hands-Free Power Liftgate (Available)
- Heated, Ventilated and Massaging Seats (Available)
- Jeep Connect<sup>(17)</sup> with 4G LTE Wi-Fi Hotspot<sup>(23)</sup> (three-month/1GB trial subscription, whichever comes first)
- LED Headlamps, Taillamps and Daytime Running Lamps (DRLs)
- Power, Heated Exterior Mirrors with Memory (Available)
- Premium McIntosh® High Performance Audio System with 19 Speakers (Available)
- Quadra-Lift® Air Suspension with Semi-Active Damping (Available)
- Selec-Terrain® Traction Management System (Available)
- Trailer Tow Package with Class IV Hitch Receiver (4x4 models; Available)
- Wireless Apple CarPlay<sup>TM(16)</sup> and Android Auto<sup>TM(15)</sup>
- Wireless Charging Pad (Available)

## SAFETY & SECURITY

- 360° Surround-View Camera<sup>(4)</sup> with Rear Washer (Available)
- Active Lane Management System<sup>(5)</sup>
- Adaptive Cruise Control (ACC) with Stop and Go<sup>(6)</sup>
- Active Driving Assist System<sup>(9)</sup>
- Blind Spot Monitoring (BSM)<sup>(7)</sup> and Rear Cross-Path Detection System<sup>(4)</sup>
- Child Seat Anchor System
- Drowsy-Driver Detection<sup>(6)</sup> (Available)
- Eight Air Bags<sup>(31)</sup> including Full-Length Side Curtain
- Electronic Stability Control (ESC)<sup>(8)</sup> – With Electronic Roll Mitigation, All-Speed Traction Control, Brake Assist<sup>(9)</sup> and four-wheel antilock brake system
- Full-Speed Forward Collision Warning with Active Braking<sup>(9)</sup>
- Intersection Collision Assist System<sup>(11)</sup>
- Night-Vision Pedestrian/Animal Detection<sup>(9)</sup> (Available)
- Parallel/Perpendicular Park & Unpark Assist with Stop System<sup>(12)</sup> including Side-Distance Warning
- ParkSense® Front/Rear Park Assist with Stop<sup>(12)</sup> (Available)
- Pedestrian/Cyclist Detection with Automatic Emergency Braking<sup>(9)</sup>
- Rain Brake Support
- Rain-Sensitive Windshield Wipers (Available)
- Switch-Activated Electric Park Brake
- Tire Pressure Monitoring System
- Traffic Sign Recognition<sup>(13)</sup>
- Windshield Wiper De-Icer (Available)

EXTERIOR DIMENSIONS <sup>(33)</sup>	
Wheelbase	116.7
Overall Length	193.5
Overall Width (at mirrors)	84.6
Overall Height (standard suspension / air suspension)	70.8 / 70.9
Ground Clearance – Standard suspension	8.4
– Air suspension (Pos#2)	10.9
Approach Angle (deg) – Standard suspension	20.5
– Air suspension (Summit; Pos#2)	28.2
Departure Angle (deg) – Standard suspension	26.6
Breakover Angle (deg) – Standard suspension	19.1
– Air suspension (Pos#2)	24
Turning Diameter (curb-to-curb; ft)	38
Front Track	65.4
Rear Track	65.4
Base Curb Weights (lb; 4x2/4x4) – 2.0L Hurricane 4 Turbo	4,238 / 4,365

TOWING <sup>(29)</sup>	
Maximum Towing (lb) – 2.0L Hurricane 4 Turbo	6,200

INTERIOR DIMENSIONS <sup>(33)</sup>	
First Row	
– Headroom	39.9
– Legroom	41.3
– Shoulder room	59.2
– Hip room	57.4
Second Row	
– Headroom	39.4
– Legroom	38.2
– Shoulder room	58
– Hip room	56.3
Cargo Volume (cu ft) – Behind second-row seats	37.7
– Behind first-row seats	70.8
SAE Total Interior Passenger Volume (cu ft)	144.6
Seating Capacity (max occupants)	up to 5
Fuel Tank Capacity (gal)	23

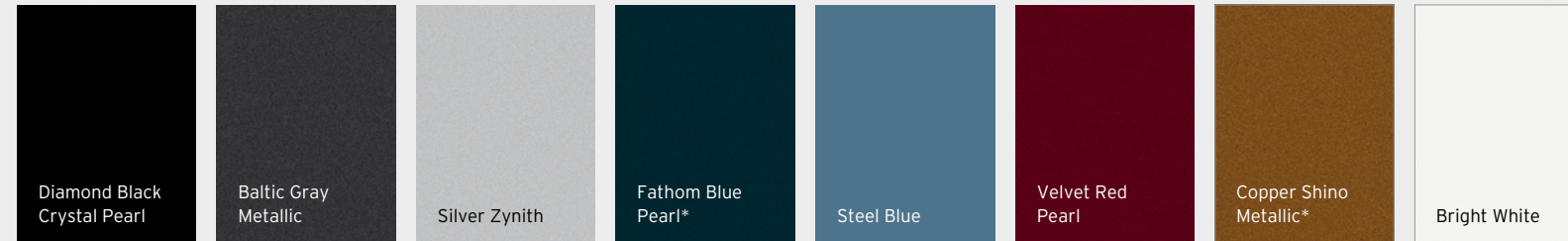
ENGINE	HORSEPOWER <sup>(32)</sup>	TORQUE <sup>(32)</sup>
2.0L Hurricane 4 Turbo	324 hp @ 6,000 rpm	332 lb-ft @ 3,000 - 4,500 rpm

FUEL ECONOMY <sup>(35)</sup>	
Fuel Economy (Manufacturer's-estimated mpg)	City / Hwy
– 2.0L Hurricane 4 Turbo	21 / 25



# 2026 JEEP® GRAND CHEROKEE

## EXTERIOR PAINT COLORS



\*Colors may not be available on all models and may be limited/restricted.

### STANDARD FEATURES AND OPTIONS

	Laredo Altitude	Limited	Limited Reserve	Summit
	2TB	2TE	2TR	2TU
<b>CPOS PACKAGE</b>				
<b>ENGINE / TRANSMISSION</b>				
2.0L Hurricane 4 Turbo Engine with Engine Stop/Start (ESS) Technology (EC7) and 8-speed Automatic (DCJ/DC1)	•	•	•	•
<b>MECHANICAL FEATURES/CAPABILITY</b>				
Alternator – 240-amp (BAL)	•	•	•	•
Differentials – Conventional rear axle (DS8)	•	•	•	
– Conventional front axle with disconnect (4x4 models only) (DSM)	•	•	•	•
– Electronic limited-slip rear axle (DSF)				•
Exhaust System – Dual exhaust tips (NEK)	•	•	•	•
Front-Wheel Drive (FWD) System	•	•		
Four-Wheel Drive (4WD) System – Quadra-Trac I® full-time single-speed 4WD (4x4 models only) (DHY)	•	•	•	
– Quadra-Trac II® active 4WD - Includes two-speed transfer case (DKA)				•
– Quadra-Drive® II active 4WD - Includes two-speed transfer case and electronic Limited-Slip Differential (eLSD) (DSF/DKA)				•
Fuel-Filler Door, Push-Push, Capless (XJ7/XJM)	•	•	•	•
Fuel Tank – 23-gallon-capacity (NF5)	•	•	•	•
Push-Button Start (GX4)	•	•	•	•
Selec-Terrain® Traction Management System – Console-mounted toggle switch with five traction control settings (4x4 models only) (XAB)	•	•	•	•
Steering – Electric power (SBL)	•	•	•	•
– Tilt/telescoping column (SUD)	•	•		
– Power tilt/telescoping column (packaged with Luxury Tech Group II) (SUB)		P	•	•
Suspensions – Normal-duty (SDA)	•	•	•	•
– Quadra-Lift® Air Suspension System (SER)				•
– Rear load-leveling (included with Trailer Tow Package) (SES)	P	P	P	

• = Standard. 0 = Optional. P = Available with Package noted. F = Fleet only.

### STANDARD FEATURES AND OPTIONS

	Laredo Altitude	Limited	Limited Reserve	Summit
	2TB	2TE	2TR	2TU
<b>CPOS PACKAGE</b>				
<b>EXTERIOR FEATURES</b>				
Door Handles – Body-color (MNK)	•	•	•	•
Exterior Accents – Silver Silk (MHY)		•		•
– Dark Neutral Metallic (included with Limited Altitude Package and Obsidian Package) (MCF)	•	P	•	P
Fascias – Molded-in-color lower front and rear (MLX/MLK)	•	•		
– Painted lower front and rear (ML6/MLN)			•	•
Glass – Deep-tint privacy (GEG)	•	•	•	•
– Acoustic laminated front-door (GAP)	•	•	•	•
– Acoustic laminated rear-door (GAH)	•	•	•	•
– Acoustic windshield (GAK)	•	•	•	•
– Laminated rear (GAZ)				•
Grille – Active shutters (MDX)	•	•	•	•
– Secondary active shutters (MDY)	•	•	•	•
– Upper grille texture - A (MAG)	•	•		
– Upper grille texture - C (MAV)			•	•
Liftgate – Power (JRC)	•	•	•	
– Hands-free power (JK2)				•
– Door puddle lamp (LBP)	•	•	•	•
Lighting – Automatic headlamps (LMG)	•	•	•	•
– LED reflector headlamps (LPX)	•	•	•	
– LED low-/high-beam projector (LM6)				•
– LED daytime running lamps (DRLs), low-beam (LP2)	•	•	•	
– LED DRLs, park/turn (LPJ)				•
– Front LED fog lamps (LNV)		•	•	
– Front cornering LED fog lamps (LNB)				•
– Front lighting animation (LNZ)				•
– Auto High-Beam Headlamp Control System (LMS)		•	•	•



# 2026 JEEP GRAND CHEROKEE

## STANDARD FEATURES AND OPTIONS

CPOS PACKAGE	Laredo Altitude	Limited	Limited Reserve	Summit
	2TB	2TE	2TR	2TU

### EXTERIOR FEATURES (CONTINUED)

Mirrors – Base - Power-adjust, heated, manual-folding in Gloss Black with turn signals (GUB)	•			
– Mid - Power-adjusting, heated, manual-folding in Gloss Black with turn signals and memory (GUC)		•		
– Mid - Power-adjusting, heated, manual-folding in Gloss Black with turn signals, memory and auto-dimming on driver's side (GUC)			•	
– High - Power-adjusting, heated, auto power-folding in Gloss Black with turn signals, memory, auto-dimming on driver's side, auto-adjust-in-Reverse and approach lamps (GUE)				•
Roof – Body-color (MXU)	•	•	•	
– Black-painted (MXS)				•
Roof Rails – Molded-in-color/Gloss Black (MWE)	•	•		
– Gloss Black (MWZ)			•	•
Sunroof – Single-pane; power with express-open/-close and comfort-stop features (GWA)	O			
– Dual-Pane Panoramic - Includes full power sunroof with power sunshade; ventilated/tilt glass in front and fixed glass in rear (included with Limited Altitude Package) (GWJ)		O/P	•	•
Tires – 265/60R18 BSW All-Season (A/S) LRR (TFB)	•	•		
– 265/60R18 BSW On-/Off-Road (TFA)	O	O		
– 265/50R20 BSW A/S LRR (packaged with WHG and WHF wheels) (TLP)		O		
– P265/50R20 BSW A/S LRR (TKJ)			•	
– P275/45R21XL A/S (TXC)				•
– Compact spare (TBK)	•	•	•	
– Full-size spare (included with Trailer Tow Package) (TBP)	P	P	P	•
Wheels – 18-inch Gloss Black fully painted aluminum (WK1)	•			
– 18-inch polished aluminum with High-Gloss Black pockets (WLH)		•		
– 20-inch High-Gloss Black Noise-painted aluminum (WHK)			•	
– 20-inch machined-face aluminum with High-Gloss Technical Gray pockets (WHG)		O		
– 20-inch Gloss Black-painted aluminum (included with Limited Altitude Package) (WHF)		P		
– 21-inch machined-face aluminum with High-Gloss Black Noise pockets (WJE)				•
– 21-inch fully painted High-Gloss Black Noise aluminum (included with Obsidian Package) (WJC)				P
Wiper System – Rain-sensitive windshield (included with Luxury Tech Group II) (JHC)	•	P	•	•
– Windshield wiper de-icer (included with Premium Pack and Advanced Protech Group IV) (NHL)			P	P

### INTERIOR FEATURES

Accents – AN-Teak/Satin Chrome (XTG)	•	•	•	
– Walnut Wood/Liquid Chrome (XTJ)				•
Air Conditioning – Dual-Zone automatic temperature control (HAF)	•	•	•	
– Four-Zone automatic temperature control (HAL)				•
Cargo Area – Cargo tie-down loops (CKT)	•	•	•	•
– 12-volt auxiliary power outlet (JJM)	•	•	•	•
– Overhead area lighting - LED (LCP)	•	•	•	•
– Reversible carpet/vinyl cargo mat (CKK)				O

• = Standard. O = Optional. P = Available with Package noted. F = Fleet only.

## STANDARD FEATURES AND OPTIONS

CPOS PACKAGE	Laredo Altitude	Limited	Limited Reserve	Summit
	2TB	2TE	2TR	2TU

### INTERIOR FEATURES (CONTINUED)

Console – Full-length front floor console with two illuminated cup holders and two-tier armrest storage (CUF/CWP)	•	•	•	•
– Wireless charging pad (included with Luxury Tech Group II) (RFX)	•	P	•	•
Display – 10.25-inch Thin Film Transistor (TFT) color display (JAU)	•	•	•	•
– 10.25-inch front-passenger interactive touchscreen display (RJA)				•
– Head-Up Display - Includes wrapped instrument panel (included with Advanced Protech Group IV and Premium Pack) (LBK)			P	P
– Map-in-Cluster Display (JBA)				•
Floor Mats – Front and rear (CLE)	•	•	•	
– Premium Berber (CCG)				•
Headliner – Black (CHK)	•	•	•	•
– Deluxe suede (CHE)				•
Lighting – Glove box lamp (LBC)	•	•	•	•
– Front reading/map lamps (LBG)	•	•	•	•
– Rear reading/courtesy lamps (LBH)	•	•	•	•
– LED front footwell lighting (LBB)	•	•	•	•
– Footwell courtesy lamp - Rear (LBW)				•
– Door courtesy lamps (LCB)				•
– Ambient LED interior lighting (LCJ)		•	•	
– Multi-color ambient LED interior lighting (LBZ)				•
– Front- and rear-door LED map pockets (LBU)	•	•	•	•
– Illuminated sill plates (LPI)				•
Memory System – Driver's-seat (LEQ)		•	•	•
– Passenger-seat (LE5)				•
– Steering column (packaged with Luxury Tech Group II) (LEW)		P	•	•
– Exterior mirrors (LEM)	•	•	•	•
Mirrors – Rearview, day/night (GNA)	•	•		
– Rearview, digital auto-dimming display (packaged with Luxury Tech Group II) (GRG)		P	•	•
– Sun visors with illuminated vanity (GNC)	•	•	•	•
Seat Fabrics – Capri leatherette with perforated suede (available in Global Black) (*DZ)	•			
– Capri leatherette (available in Global Black or Global Black/Wicker Beige) (*B6)		•		
– Capri leatherette with Axis II perforations (available in Global Black or Global Black/Wicker Beige; standard with Luxury Tech Group II) (*D6)		P		
– Nappa leather with Axis II perforations (available in Global Black) (*FL)			•	
– Palermo leather with quilted Palermo leather bolsters (available in Global Black or Tupelo/Black) (*EC)				•
Seating (Front) – Driver's, eight-way power-adjust (JVG)	•	•	•	
– Driver's, 12-way power-adjust (JVJ)				•
– Front-passenger, four-way manual-adjust (JWA)	•			
– Front-passenger, eight-way power-adjust (JWG)		•	•	
– Front-passenger, 12-way power-adjust (JWJ)				•



# 2026 JEEP GRAND CHEROKEE

## STANDARD FEATURES AND OPTIONS

	Laredo Altitude	Limited	Limited Reserve	Summit
<b>CPOS PACKAGE</b>	2TB	2TE	2TR	2TU
<b>INTERIOR FEATURES (CONTINUED)</b>				
Seats (Front) (continued) – Four-way adjustable headrests (CDP)	•	•	•	•
– Heated front-row (JPM)	•	•	•	•
– Ventilated front-row (CAJ)			•	•
– Massage - Power seatback, driver’s (CE9)				•
– Massage - Power seatback, front-passenger (CE5)				•
– Memory - Driver’s seat (LEQ)		•	•	•
– Memory - Front-passenger-seat (LE5)				•
Seating (Second-Row) – 60/40 split-folding rear (CFN)	•	•	•	•
– Heated second-row (JPZ)		•	•	•
– Ventilated second-row (CAH)				•
Steering Wheel – Techno-leather (SCJ)	•	•	•	
– Leather-wrapped (SCC)				•
– Heated (NHS)	•	•	•	•
– Mounted audio controls (RDZ)	•	•	•	•
– Mounted shift control (XBQ)	•	•	•	•
Windows – Power front, one-touch up/down (JP3)	•	•	•	
– Power front/rear, one-touch up/down (JSB)				•
– Power global down with key fob (XTX)				•
– Shades - Second-row, manual (GF1)				•
<b>UCONNECT® MULTIMEDIA</b>				
Media Hub – Includes two full-function USB ports and auxiliary jack (RSF)	•	•	•	•
– Second-row dual USB ports (charge only) (RS2)	•	•	•	•
Power Outlet – 12-volt, auxiliary (JKP)	•	•	•	•
– 12-volt, rear cargo area (JJM)	•	•	•	•
– 115-volt, auxiliary (JKV)	•	•	•	•
Speakers – Six premium (RCJ)	•			
– Alpine® Premium Audio System with nine speakers, subwoofer and 506-watt amplifier (RC3)		•	•	
– Premium McIntosh® High-Performance Audio System with 19 speakers, 10-inch subwoofer, 17-channel, 950-watt amplifier (RCA)				•
– Active Noise Control System (JLW)	•	•	•	•
– Active Sound Enhancement (JLX)		•	•	•
SiriusXM® with 360L <sup>(21)</sup> (RTU)	•	•	•	•
Connected Travel and Traffic Services <sup>(22)</sup> (RTV)	•	•	•	•
Wireless Apple CarPlay <sup>TM(16)</sup> and Android Auto <sup>TM(15)</sup> (RFP/RF5)	•	•	•	•
Uconnect 5 NAV with 12.3-inch Display – Includes 12.3-inch touchscreen display, GPS Navigation, <sup>(25)</sup> GPS antenna input, HD radio, Integrated Voice Command, integrated center stack, SiriusXM with 360L <sup>(21)</sup> wireless Apple CarPlay <sup>(16)</sup> and Android Auto, <sup>(15)</sup> Jeep Connect <sup>(17)</sup> with trial, 4G LTE Wi-Fi Hotspot <sup>(23)</sup> (three-month/1GB trial subscription, whichever comes first), and Connected Travel and Traffic Services <sup>(22)</sup> (UBX)	•	•	•	•

• = Standard. 0 = Optional. P = Available with Package noted. F = Fleet only.

## STANDARD FEATURES AND OPTIONS

	Laredo Altitude	Limited	Limited Reserve	Summit
<b>CPOS PACKAGE</b>	2TB	2TE	2TR	2TU
<b>SAFETY &amp; SECURITY</b>				
Air Bags <sup>(31)</sup> – Advanced multistage, driver’s and front-passenger (CG3)	•	•	•	•
– Supplemental side-curtain for front and rear (CJ2)	•	•	•	•
– Supplemental front-seat-mounted side (CJ1)	•	•	•	•
– Driver’s- and passenger-side inflatable knee bolster (CGY/CHF)	•	•	•	•
Brake Systems – Antilock four-wheel disc (BRY)	•	•	•	•
– Advanced Brake Assist <sup>(9)</sup> (BGG)	•	•	•	•
– Rain Brake Support (BHC)	•	•	•	•
– Ready Alert Braking (BHD)	•	•	•	•
– Electric Park Brake (XC4)	•	•	•	•
– Full-Speed Forward Collision Warning with Active Braking <sup>(9)</sup> (LSU)	•	•	•	•
– Pedestrian/Cyclist Emergency Braking <sup>(9)</sup> (LST)	•	•	•	•
Camera Systems – ParkView® Rear Back-Up Camera <sup>(4)</sup> (XAC)	•	•		
– 360° Surround-View Camera System <sup>(4)</sup> – Includes Integrated Off-Road Camera <sup>(4)</sup> (packaged with Luxury Tech Group II) (XAK/XNY)		P	•	•
– Integrated Off-Road Camera <sup>(4)</sup> (packaged with 360° Surround-View Camera System <sup>(4)</sup> ) (XNY)		P	•	•
– Rear back-up camera <sup>(4)</sup> washer (packaged with Luxury Tech Group II) (JHE)		P	•	•
Driving Assist Systems – Active Driving Assist Systems <sup>(9)</sup> (SJJ)	•	•	•	•
– Hands-Free Active Driving Assist System <sup>(9)</sup> (requires Advanced Protech Group IV and Trailer Tow Package) (SJH)				0
– Active Lane Management System <sup>(5)</sup> (XNW)	•	•	•	•
– Adaptive Cruise Control (ACC) with Stop and Go <sup>(6)</sup> (NHZ)	•	•	•	•
– Blind Spot Monitoring (BSM) <sup>(7)</sup> and Rear Cross-Path Detection System <sup>(4)</sup> (XAN)	•	•	•	•
– Electronic Stability Control (ESC) <sup>(8)</sup> (BNB)	•	•	•	•
– Drowsy-Driver Detection <sup>(6)</sup> (XNM)				•
– Hill Start Assist (BNG)	•	•	•	•
– Hill Descent Control (BNH)				•
– Intersection Collision Assist System <sup>(11)</sup> (XPS)	•	•	•	•
– Traffic Sign Recognition <sup>(13)</sup> (SJB)	•	•	•	•
– Night-Vision Pedestrian/Animal Detection <sup>(9)</sup> (packaged with Advanced Protech Group IV, along with Premium Pack) (XNT)				P P
Park Assist Systems – ParkSense® Rear Park Assist with Stop <sup>(12)</sup> (XH3)	•	•		
– ParkSense Front/Rear Park Assist with Stop <sup>(12)</sup> (packaged with Luxury Tech Group II) (XH4)		P	•	
– Parallel and Perpendicular Park and Unpark Assist with Stop System <sup>(12)</sup> - Includes Side-Distance Warning (XPL/XAJ)				•
Remote Start <sup>(27)</sup> System (XBM)	•	•	•	•
Rear-Seat Reminder Alert (JFB)	•	•	•	•
Passive Entry – Front doors, liftgate (GXD)	•	•		
– Front and rear doors, liftgate (packaged with Luxury Tech Group II) (GX5)		P	•	•



# 2026 JEEP® GRAND CHEROKEE

## STANDARD FEATURES AND OPTIONS

### CPOS PACKAGE

### SAFETY & SECURITY (CONTINUED)

	Laredo Altitude	Limited	Limited Reserve	Summit
	2TB	2TE	2TR	2TU
Security Alarm <sup>(34)</sup> (LSA)	•	•	•	•
Tire Systems – Tire Pressure Monitoring Display (XGM)	•	•	•	•
– Selectable Tire-Fill Alert (LA5)	•	•	•	•
Trailer Hitch Zoom (included with Trailer Tow Package) (XNQ)	P	P	P	•
Trailer Sway Damping <sup>(6)</sup> (BNT)	•	•	•	•
Universal Garage Door Opener (XGD)		•	•	•

## STANDARD FEATURES AND OPTIONS

### CPOS PACKAGE

### PACKAGES/EQUIPMENT GROUPS

	Laredo Altitude	Limited	Limited Reserve	Summit
	2TB	2TE	2TR	2TU
Advanced Protech Group IV – Includes Head-Up Display, Night-Vision Pedestrian/Animal Detection <sup>(9)</sup> and windshield wiper de-icer (AAN)				0
Limited Altitude Package – Includes 20-inch Gloss Black-painted aluminum wheels, Dark Neutral Metallic exterior accents, Dual-pane panoramic sunroof, and Limited badge delete (ACA)		0		
Luxury Tech Group II – Includes Capri leatherette seats with Axis II perforated inserts, auto-dimming exterior driver’s mirror, passive entry for front/rear doors and liftgate, digital auto-dimming rearview display mirror, wireless charging pad, rain-sensitive windshield wipers, power tilt/telescoping steering column, 360° Surround-View Camera System, <sup>(4)</sup> rear back-up camera <sup>(4)</sup> washer, Integrated Off-Road Camera <sup>(4)</sup> and ParkSense Front/Rear Park Assist with Stop <sup>(12)</sup> (requires dual-pane panoramic sunroof) (AJW)		0		
Mopar® Finishing Package – Includes Mopar Paint Protection Film and Mopar Front and Rear Splash Guards (ACX)	0	0	0	0
Obsidian Package – Includes Dark Neutral Metallic exterior accents, painted door cladding and 21-inch fully painted High-Gloss Black Noise aluminum wheels (AMP)				0
Premium Pack – Includes Head-Up Display, windshield wiper de-icer and Night-Vision Pedestrian/Animal Detection <sup>(9)</sup> (ADT)			0	
Trailer Tow Package – Includes Class IV hitch receiver, seven- and four-pin wiring harness, rear load-leveling suspension, full-size spare tire and trailer hitch zoom (ABR)	0	0	0	•

• = Standard. 0 = Optional. P = Available with Package noted. F = Fleet only.



## 2026 JEEP® GRAND CHEROKEE L



### SELECT FEATURES

- New 2.0L Hurricane 4 Turbo Engine with Engine Stop/Start (ESS) Technology Paired with 8-Speed Automatic Transmission
- New Silver Silk Exterior Accents
- New Uconnect® 5 NAV System with 12.3-inch Touchscreen Display and GPS Navigation<sup>(25)</sup> (Available)
- Redesigned Front Grille and Front Fascia
- Redesigned Instrument Panel with Soft-Touch Materials
- 10-inch Head-Up Display (Available)
- 10.25-inch Driver Digital Information Display
- 10.25-inch Front-Passenger Interactive Touchscreen Display (Available)
- Choice of 18-, 20- and 21-inch Aluminum Wheels
- Choice of Three 4x4 Systems: Quadra-Trac I,<sup>®</sup> Quadra-Trac II<sup>®</sup> or Quadra-Drive<sup>®</sup> II (Available)
- Dark Appearance Packages (Available)
- Dual-Pane Panoramic Sunroof (Available)
- Hands-Free Power Liftgate (Available)
- Heated, Ventilated and Massaging Seats (Available)
- Interior Rear-Facing Camera (Available)
- Jeep Connect<sup>(17)</sup> with 4G LTE Wi-Fi Hotspot<sup>(23)</sup> (three-month/1GB trial subscription)
- LED Headlamps, Taillamps and Daytime Running Lamps (DRLs)
- Power Heated, Power-Folding Mirrors with Memory (Available)
- Premium McIntosh<sup>®</sup> High-Performance Audio System with 19 Speakers (Available)

- Quadra-Lift<sup>®</sup> Air Suspension with Semi-Active Damping (Available)
- Rear-Seat Video Group I with Seatback Video Screens and Amazon Fire TV<sup>®(18)</sup> Built-In (Available)
- Selec-Terrain<sup>®</sup> Traction Management System (Available)
- Seven-Passenger Seating – Second-row bench seat with 60/40 manual-folding Tip-and-Slide, power-folding seatbacks
- Six-Passenger Seating – Second-row bucket seats (Available)
- Third-Row 50/50 Manual-Folding Seats
- Trailer Tow Package with Class IV Hitch Receiver (4x4 models; Available)
- Wireless Apple CarPlay<sup>™(16)</sup> and Android Auto<sup>™(15)</sup>
- Wireless Charging Pad (Available)

### SAFETY & SECURITY

- 360° Surround-View Camera<sup>(4)</sup> with Rear Washer (Available)
- Active Driving Assist System<sup>(9)</sup>
- Active Lane Management System<sup>(5)</sup>
- Adaptive Cruise Control (ACC) with Stop and Go<sup>(6)</sup>
- Blind Spot Monitoring (BSM)<sup>(7)</sup> and Rear Cross-Path Detection System<sup>(4)</sup>
- Child Seat Anchor System
- Drowsy-Driver Detection<sup>(6)</sup> (Available)
- Eight Air Bags<sup>(3)</sup> including Full-Length Side Curtain
- Electronic Stability Control (ESC)<sup>(8)</sup> – With Electronic Roll Mitigation, All-Speed Traction Control, Brake Assist<sup>(9)</sup> and four-wheel antilock brake system

- Full-Speed Forward Collision Warning with Active Braking<sup>(9)</sup>
- Intersection Collision Assist System<sup>(11)</sup>
- Night-Vision Pedestrian/Animal Detection<sup>(9)</sup>
- ParkSense<sup>®</sup> Front/Rear Park Assist with Stop<sup>(12)</sup>
- Pedestrian/Cyclist Detection with Automatic Emergency Braking<sup>(9)</sup>
- Rain Brake Support
- Rain-Sensitive Windshield Wipers (Available)
- Rear-Seat Reminder Alert
- Switch-Activated Electric Park Brake
- Tire Pressure Monitoring System
- Traffic Sign Recognition<sup>(13)</sup>
- Windshield Wiper De-Icer (Available)

ENGINE	HORSEPOWER <sup>(32)</sup>	TORQUE <sup>(32)</sup>
2.0L Hurricane 4 Turbo	324 hp @ 6,000 rpm	332 lb-ft @ 3,000 - 4,500 rpm

FUEL ECONOMY <sup>(35)</sup>	
Fuel Economy (manufacturer's-estimated mpg)	City / Hwy
2.0L Hurricane 4 Turbo	21 / 25
- 4x4	TBD

TOWING <sup>(29)</sup>	
Tow Class (max)	IV
Maximum Towing (lb) – 2.0L Hurricane 4 Turbo	6,200



# 2026 JEEP® GRAND CHEROKEE L

## EXTERIOR PAINT COLORS



\*Late availability.

EXTERIOR DIMENSIONS <sup>(33)</sup>	
Wheelbase	121.7
Overall Length	204.9
Overall Width (at mirrors)	84.6
Overall Height	71.5
Ground Clearance – Standard suspension	8.5
– Air suspension (Pos #2)	10.9
Approach Angle (deg) – Standard suspension	20.6
– Air suspension (Summit, Pos#2)	28.2
Departure Angle (deg) – Standard suspension	21.5
– Air suspension (Pos#2)	23.6
Breakover Angle (deg) – Standard suspension	18.2
– Air suspension (Pos#2)	22.6
Turning Diameter (curb-to-curb; ft)	39.6
Front Track	65.4
Rear Track	65.4
Base Curb Weights (lb; 4x2/4x4)	4,524 / 4,658
Fuel Tank Capacity (gal)	23

INTERIOR DIMENSIONS <sup>(33)</sup>	
First Row	
– Headroom	39.8
– Legroom	41.3
– Shoulder room	59.2
– Hip room	57.4
Second Row	
– Headroom	39.9
– Legroom	39.4
– Shoulder room	58
– Hip room	56.3
Third Row	
– Headroom	37.3
– Legroom	30.3
– Shoulder room	51.9
– Hip room	42.9
Cargo Volume (cu ft) – Behind first-row seats	84.6
– Behind second-row seats	46.9
– Behind third-row seats	17.2
SAE Total Interior Passenger Volume (cu ft)	159.1
Seating Capacity (max occupants)	up to 7

## STANDARD FEATURES AND OPTIONS

### CPOS PACKAGE

### ENGINE / TRANSMISSION

2.0L Hurricane 4 Turbo Engine with Engine Stop/Start (ESS) Technology (EC7) and 8-speed Automatic (DCJ/DC1)

### MECHANICAL FEATURES / CAPABILITY

	Laredo Altitude	Limited	Limited Reserve	Summit
2TB	2TE	2TR	2TU	
Alternator – 240-amp (BAL)	•	•	•	•
Differentials – Conventional rear axle (DS8)	•	•	•	
– Conventional front axle with disconnect (4x4 models only) (DSM)	•	•	•	•
– Electronic limited-slip rear axle (DSF)				•
Exhaust System – Dual exhaust tips (NEK)	•	•	•	•
Front-Wheel Drive System	•	•		
Four-Wheel Drive (4WD) System – Quadra-Trac I® full-time single-speed 4WD (4x4 models only) (DHY)	•	•	•	
– Quadra-Trac II® full-time single-speed 4WD) (DKA)				•
– Quadra-Drive® II active 4WD - Includes two-speed transfer case and electronic Limited-Slip Differential (eLSD)				•
Fuel-Filler Door, Push-Push, Capless (XJ7/XJM)	•	•	•	•
Fuel Tank – 23-gallon-capacity (NF5)	•	•	•	•
Push-Button Start (GX4)	•	•	•	•
Selec-Terrain® Traction Management System – Console-mounted toggle switch with five traction control settings (4x4 models only) (XAB)	•	•	•	•
Steering – Electric power (SBL)	•	•	•	•
– Tilt/telescoping column (SUD)	•	•		
– Power tilt/telescoping column (packaged with Luxury Tech Group II) (SUB)		P	•	•
Suspensions – Normal-duty (SDA)	•	•	•	•
– Rear load-leveling (included with Trailer Tow Package) (SES)	P	P	P	
– Quadra-Lift® Air Suspension System (4x4 models only) (SER)				•

• = Standard. 0 = Optional. P = Available with Package noted. F = Fleet only.



# 2026 JEEP® GRAND CHEROKEE L

## STANDARD FEATURES AND OPTIONS

	Laredo Altitude	Limited	Limited Reserve	Summit
CPOS PACKAGE	2TB	2TE	2TR	2TU
<b>EXTERIOR FEATURES</b>				
Door Handles – Body-color (MNK)	•	•	•	•
Exterior Accents – Silver Silk (MHY)		•		•
– Dark Neutral Metallic (included with Obsidian Package and Limited Altitude Package) (MCF)	•	P	•	P
Fascias – Molded-in-color lower front and rear (MLX/MLK)	•	•		
– Painted lower front and rear (ML6/MLN)			•	•
Glass – Deep-tint privacy (GEG)	•	•	•	•
– Acoustic laminated front-door (GAP)	•	•	•	•
– Acoustic laminated rear-door (GAH)	•	•	•	•
– Acoustic windshield (GAK)	•	•	•	•
– Laminated rear (GAZ)				•
Grille – Active shutters (MDX)	•	•	•	•
– Secondary active shutters (MDY)	•	•	•	•
– Upper grille texture - A (MAG)		•		
– Upper grille texture - C (MAV)			•	•
Liftgate – Power (JRC)	•	•	•	
– Hands-free power (JK2)				•
– Liftgate door puddle lamp (LBP)	•	•	•	•
Lighting – Automatic headlamps (LMG)	•	•	•	•
– LED reflector headlamps (LPX)	•	•	•	
– LED low-/high-beam projector (LM6)				•
– LED daytime running lamps (DRLs), low-beam (LP2)	•	•	•	
– LED DRLs, park/turn (LPJ)				•
– Front LED fog lamps (LNV)		•	•	
– Front cornering LED fog lamps (LNB)				•
– Front lighting animation (LNZ)				•
– Auto High-Beam Headlamp Control System (LMS)		•	•	•
Mirrors – Base - Power-adjusting, heated, manual-folding in Gloss Black with turn signals (GUB)	•			
– Mid - Power-adjusting, heated, manual-folding in Gloss Black with turn signals and memory (GUC)		•		
– Mid - Power-adjusting, heated, manual-folding in Gloss Black with turn signals, memory and auto-dimming on driver's side (GUC)			•	
– High - Power-adjusting, heated, auto power-folding in Gloss Black with turn signals, memory, auto-dimming on driver's side, auto-adjust-in-Reverse and approach lamps (GUE)				•
Roof – Body-color (MXU)	•	•	•	
– Black-painted (MXS)				•
Roof Rails – Molded-in-color/Gloss Black (MWE)	•	•		
– Gloss Black (MWZ)			•	•

• = Standard. 0 = Optional. P = Available with Package noted. F = Fleet only.

## STANDARD FEATURES AND OPTIONS

	Laredo Altitude	Limited	Limited Reserve	Summit
CPOS PACKAGE	2TB	2TE	2TR	2TU
<b>EXTERIOR FEATURES (CONTINUED)</b>				
Sunroof – Single-pane; power with express-open/-close and comfort-stop features (GWA)	0			
– Dual-pane panoramic - Includes full power sunroof with power sunshade; vent/tilt glass in front and fixed glass in rear (included with Limited Altitude Package) (GWJ)		O/P	•	•
Tires – 265/60R18 BSW All-Season (A/S) LRR (TFB)	•	•		
– 265/60R18 BSW On-/Off-Road (TFA)	0	0		
– 265/50R20 BSW A/S LRR (included with WHF & WHG wheel) (TLP)		0		
– P265/50R20 BSW A/S LRR (TKJ)			•	
– P275/45R21XL A/S (TXC)				•
– Compact spare (TBK)	•	•	•	
– Full-size spare (included with Trailer Tow Package) (TBP)	P	P	P	•
Wheels – 18-inch Gloss Black fully painted aluminum (WK1)	•			
– 18-inch polished aluminum with High-Gloss Black pockets (WLH)		•		
– 20-inch machined-face aluminum with High-Gloss Technical Gray pockets (WHG)		0		
– 20-inch Gloss Black-painted aluminum (included with Limited Altitude Package) (WHF)		P		
– 20-inch High-Gloss Black Noise-painted aluminum (WHK)			•	
– 21-inch machined-face aluminum with High-Gloss Black-Noise pockets (WJE)				•
– 21-inch fully painted High-Gloss Black Noise aluminum (included with Obsidian Package) (WJC)				P
Wiper System – Rain-sensitive windshield (included with Luxury Tech Group II) (JHC)	•	P	•	•
– Windshield wiper de-icer (included with Premium Pack and Advanced Protech Group IV) (NHL)			P	P
<b>INTERIOR FEATURES</b>				
Accents – AN-Teak/Satin Chrome (XTG)	•	•	•	
– Walnut Wood/Liquid Chrome (XTJ)				•
Air Conditioning – Tri-Zone automatic temperature control (HAH)	•	•	•	
– Four-Zone automatic temperature control (HAL)				•
Cargo Area – Cargo tie-down loops (CKT)	•	•	•	•
– 12-volt auxiliary power outlet (JJM)	•	•	•	•
– Overhead area lighting - LED (LCP)	•	•	•	•
– Reversible carpet/vinyl cargo mat (CKK)				0
Console – Full-length front floor console with two illuminated cup holders and two-tier armrest storage (CUF/CWP)	•	•	•	•
– Wireless charging pad (included with Luxury Tech Group II) (RFX)	•	P	•	•
Display – 10.25-inch Thin Film Transistor (TFT) Color Display (JAU)	•	•	•	•
– 10.25-inch Front-Passenger Interactive Touchscreen Display (RJA)				•
– Head-Up Display - Includes wrapped instrument panel (included with Advanced Protech Group IV and Premium Pack) (LBK)			P	P
– Map-in-cluster display (JBA)				•



## 2026 JEEP® GRAND CHEROKEE L

### STANDARD FEATURES AND OPTIONS

	Laredo Altitude	Limited	Limited Reserve	Summit
CPOS PACKAGE	2TB	2TE	2TR	2TU
<b>INTERIOR FEATURES (CONTINUED)</b>				
Floor Mats – Front and rear (CLE)	•	•	•	
– Premium Berber (CCG)				•
Headliner – Black (CHK)	•	•	•	•
– Deluxe suede (CHE)				•
Lighting – Glove box lamp (LBC)	•	•	•	•
– Front reading/map lamps (LBG)	•	•	•	•
– Rear reading/courtesy lamps (LBH)	•	•	•	•
– LED front footwell lighting (LBB)	•	•	•	•
– Footwell courtesy lamp - Rear (LBW)				•
– Door courtesy lamps (LCB)				•
– Ambient LED interior lighting (LCJ)		•	•	
– Multi-color ambient LED interior lighting (LBZ)				•
– Front- and rear-door LED map pockets (LBU)	•	•	•	•
– Illuminated sill plates (LP1)				•
Memory System – Driver’s-seat (LEQ)		•	•	•
– Passenger-seat (LE5)				•
– Steering column (included with Luxury Tech Group II) (LEW)		P	•	•
– Exterior mirrors (LEM)	•	•	•	•
Mirrors – Rearview, day/night (GNA)	•	•		
– Rearview, digital auto-dimming display (packaged with Luxury Tech Group II) (GRG)		P	•	•
– Sun visors with illuminated vanity (GNC)	•	•	•	•
Seat Fabrics – Capri leatherette with perforated suede (available in Global Black) (*DZ)	•			
– Capri leatherette (available in Global Black or Global Black/Wicker Beige) (*B6)		•		
– Capri leatherette with Axis II perforations (available in Global Black or Global Black/Wicker Beige; standard with Luxury Tech Group II) (*D6)		P		
– Nappa leather with Axis II perforations (available in Global Black) (*FL)			•	
– Palermo leather with quilted Palermo leather bolsters (available in Global Black or Tupelo/Black) (*EC)				•
Seating (Front) – Driver’s, eight-way power-adjust (JVG)	•	•	•	
– Driver’s, 12-way power-adjust (JVJ)				•
– Front-passenger, four-way manual-adjust (JWA)	•			
– Front-passenger, eight-way power-adjust (JWG)		•	•	
– Front-passenger, 12-way power-adjust (JWJ)				•
– Four-way-adjustable headrests (CDP)	•	•	•	•
– Heated front-row (JPM)	•	•	•	•
– Ventilated front-row (CAJ)			•	•
– Massage - Power seatback, driver’s (CE9)				•

• = Standard. 0 = Optional. P = Available with Package noted. F = Fleet only.

### STANDARD FEATURES AND OPTIONS

	Laredo Altitude	Limited	Limited Reserve	Summit
CPOS PACKAGE	2TB	2TE	2TR	2TU
<b>INTERIOR FEATURES (CONTINUED)</b>				
Seating (Front) (continued) – Massage - Power seatback, front-passenger (CE5)				•
– Driver’s-seat memory (LEQ)		•	•	•
– Front-passenger-seat memory (LE5)				•
Seating (Second-Row) – 60/40 split-folding rear (CFN)	•	•	•	•
– Heated second-row (JPZ)		•	•	•
– Ventilated second-row (CAH)				•
Steering Wheel – Techno-leather (SCJ)	•	•	•	
– Leather-wrapped (SCC)				•
– Heated (NHS)	•	•	•	•
– Mounted audio controls (RDZ)	•	•	•	•
– Mounted shift control (XBQ)	•	•	•	•
Windows – Power front, one-touch up and down (JP3)	•	•	•	
– Power front/rear, one-touch up and down (JSB)				•
– Power global down with key fob (XTX)				•
– Shades - Second-row, manual (GF1)				•
<b>UCONNECT® MULTIMEDIA</b>				
Media Hub – Two full-function USB ports and auxiliary jack (RSF)	•	•	•	•
– Second-row dual USB ports; charge only (RS2)	•	•	•	•
Power Outlet – 12-volt, auxiliary (JKP)	•	•	•	•
– 12-volt, rear cargo area (JJM)	•	•	•	•
– 115-volt, auxiliary (packaged with Luxury Tech Group I) (JKV)	•	•	•	•
Speakers – Six premium (RCJ)	•			
– Alpine® Premium Audio System with nine speakers, subwoofer and 506-watt amplifier (RC3)		•	•	
– Premium McIntosh® High-Performance Audio System with 19 speakers, 10-inch subwoofer and 17-channel, 950-watt amplifier (RCA)				•
– Active Noise Control System (JLW)	•	•	•	•
– Active Sound Enhancement (JLX)		•	•	•
SiriusXM® with 360L <sup>(21)</sup> (RTU)	•	•	•	•
Connected Travel and Traffic Services <sup>(22)</sup> (RTV)	•	•	•	•
Wireless Apple CarPlay <sup>TM(16)</sup> and Android Auto <sup>TM(15)</sup> (RFP/RF5)	•	•	•	•
Uconnect 5 NAV with 12.3-inch Display – Includes 12.3-inch touchscreen display, GPS Navigation, <sup>(25)</sup> GPS antenna input, HD radio, Integrated Voice Command, integrated center stack, SiriusXM with 360L, <sup>(21)</sup> wireless Apple CarPlay <sup>(16)</sup> and Android Auto, <sup>(15)</sup> Jeep Connect <sup>(17)</sup> with trial, 4G LTE Wi-Fi Hotspot <sup>(23)</sup> (three-month/1GB trial subscription, whichever comes first), and Connected Travel and Traffic Services <sup>(22)</sup> (UBX)	•	•	•	•



# 2026 JEEP® GRAND CHEROKEE L

## STANDARD FEATURES AND OPTIONS

	Laredo Altitude	Limited	Limited Reserve	Summit
CPOS PACKAGE	2TB	2TE	2TR	2TU
<b>SAFETY &amp; SECURITY</b>				
Air Bags <sup>(31)</sup> – Advanced multistage, driver’s and front-passenger (CG3)	•	•	•	•
– Supplemental side-curtain for front and rear (CJ2)	•	•	•	•
– Supplemental front-seat-mounted side (CJ1)	•	•	•	•
– Driver’s- and passenger-side inflatable knee bolster (CGY/CHF)	•	•	•	•
Brake Systems – Antilock four-wheel disc (BRY)	•	•	•	•
– Advanced Brake Assist <sup>(9)</sup> (BGG)	•	•	•	•
– Rain Brake Support (BHC)	•	•	•	•
– Ready Alert Braking (BHD)	•	•	•	•
– Electric Park Brake (XC4)	•	•	•	•
– Full-Speed Forward Collision Warning with Active Braking <sup>(9)</sup> (LSU)	•	•	•	•
– Pedestrian/Cyclist Emergency Braking <sup>(9)</sup> (LST)	•	•	•	•
Camera Systems – ParkView® Rear Back-Up Camera <sup>(4)</sup> (XAC)	•	•		
– 360° Surround-View Camera System <sup>(4)</sup> - Includes Integrated Off-Road Camera <sup>(4)</sup> (packaged with Luxury Tech Group II) (XAK/XNY)		P	•	•
– Integrated Off-Road Camera <sup>(4)</sup> (packaged with 360° Surround-View Camera System <sup>(4)</sup> ) (XNY)		P	•	•
– Interior Rear-Facing FamCAM™ <sup>(4)</sup> (included with dual-pane panoramic power sunroof and Advanced Protech Group IV) (XPR)		O	•	P
– Rear back-up camera <sup>(4)</sup> washer (packaged with Luxury Tech Group II) (JHE)		P	•	•
Driving Assist Systems – Active Driving Assist <sup>(9)</sup> (SJJ)	•	•	•	•
– Hands-Free Active Driving Assist System <sup>(9)</sup> (requires Advanced Protech Group IV and Trailer Tow Package) (SJH)				O
– Active Lane Management System <sup>(5)</sup> (XNW)	•	•	•	•
– Adaptive Cruise Control (ACC) with Stop and Go <sup>(6)</sup> (NHZ)	•	•	•	•
– Blind Spot Monitoring (BSM) <sup>(7)</sup> and Rear Cross-Path Detection System <sup>(4)</sup> (XAN)	•	•	•	•
– Electronic Stability Control (ESC) <sup>(8)</sup> (BNB)	•	•	•	•
– Drowsy-Driver Detection <sup>(6)</sup> (XNM)				•
– Hill Start Assist (BNG)	•	•	•	•
– Hill Descent Control (BNH)				•
– Intersection Collision Assist System <sup>(11)</sup> (XPS)	•	•	•	•
– Traffic Sign Recognition <sup>(13)</sup> (SJB)	•	•	•	•
– Night-Vision Pedestrian/Animal Detection <sup>(9)</sup> (packaged with Advanced Protech Group IV and Premium Pack) (XNT)			P	P
Park Assist Systems – ParkSense® Rear Park Assist with Stop <sup>(12)</sup> (XH3)	•	•		
– ParkSense Front/Rear Park Assist with Stop <sup>(12)</sup> (packaged with Luxury Tech Group II) (XH4)		P	•	
– Parallel and Perpendicular Park and Unpark Assist with Stop System <sup>(12)</sup> - Includes Side-Distance Warning (XPL/XAJ)				•

• = Standard. O = Optional. P = Available with Package noted. F = Fleet only.

## STANDARD FEATURES AND OPTIONS

	Laredo Altitude	Limited	Limited Reserve	Summit
CPOS PACKAGE	2TB	2TE	2TR	2TU
<b>SAFETY &amp; SECURITY (CONTINUED)</b>				
Remote Start <sup>(27)</sup> System (XBM)	•	•	•	•
Rear-Seat Reminder Alert (JFB)	•	•	•	•
Passive Entry – Front doors, liftgate (GXD)	•	•		
– Front and rear doors, liftgate (packaged with Luxury Tech Group II) (GX5)		P	•	•
Security Alarm <sup>(34)</sup> (LSA)	•	•	•	•
Tire Systems – Tire Pressure Monitoring Display (XGM)	•	•	•	•
– Selectable Tire-Fill Alert (LA5)	•	•	•	•
Trailer Hitch Zoom (included with Trailer Tow Package) (XNQ)	P	P	P	•
Trailer Sway Damping <sup>(9)</sup> (BNT)	•	•	•	•
Universal Garage Door Opener (XGD)		•	•	•
<b>PACKAGES/EQUIPMENT GROUPS</b>				
Advanced Protech Group IV – Includes Head-Up Display, Night-Vision Pedestrian/Animal Detection <sup>(9)</sup> and windshield wiper de-icer (AAN)				O
Limited Altitude Package – Includes 20-inch Gloss Black-painted aluminum wheels, Dark Neutral Metallic exterior accents, Dual-pane panoramic sunroof, and Limited badge delete (ACA)		O		
Luxury Tech Group II – Includes Capri leatherette seats with Axis II perforated inserts, auto-dimming exterior driver’s mirror, passive entry for front/rear doors/liftgate, digital auto-dimming rearview display mirror, wireless charging pad, rain-sensitive windshield wipers, power tilt/telescoping steering column, 360° Surround-View Camera System, <sup>(4)</sup> rear back-up camera <sup>(4)</sup> washer, Integrated Off-Road Camera <sup>(4)</sup> and ParkSense Front/Rear Park Assist with Stop <sup>(12)</sup> (requires dual-pane panoramic sunroof on Limited models) (AJW)		O		
Mopar® Finishing Package – Includes Mopar Paint Protection Film and Mopar Front and Rear Splash Guards (ACX)	O	O	O	O
Obsidian Package – Includes Dark Neutral Metallic exterior accents, painted door cladding and 21-inch High-Gloss Black Noise-painted aluminum wheels (AMP)				O
Premium Pack – Includes Head-Up Display, windshield wiper de-icer and Night-Vision Pedestrian/Animal Detection <sup>(9)</sup> (available when equipped with Limited Reserve) (ADT)			O	
Trailer Tow Package – Includes Class IV hitch receiver, seven- and four-pin wiring harness, rear load-leveling suspension, full-size spare tire and trailer hitch zoom (ABR)	O	O	O	•



## 2026 JEEP® GRAND WAGONEER / JEEP GRAND WAGONEER L



### SELECT FEATURES

- All-New Front and Rear Fascia Redesign
- All-New Front and Rear LED Lighting, including Front T-Lamp Design Daytime Running Lamps (DRLs)
- All-New Seven-Slot Illuminated Grille
- New Exterior Colors: Fathom Blue Pearl, Steel Blue and Ghost (Available)
- New Silver Silk and Titanium Exterior Accents
- Available in Both Standard Wheelbase and Long Wheelbase Lengths
- 3.0L I-6 Hurricane Standard-Output (SO) Twin-Turbo Engine with Engine Stop/Start (ESS) Technology and 8-Speed Automatic Transmission
- 10.25-inch Articulating Climate Control, Seating and Lighting Display in Front Console (Available)
- 10.25-inch Front-Passenger Interactive Display
- 12.3-inch Multiview Digital Driver Information Display (Available)
- 18-, 20- and 22-inch Aluminum Wheels
- 4G LTE Wi-Fi Hotspot<sup>(23)</sup> (three-month trial subscription or 1GB of data)
- Beautifully Crafted Leather-Trimmed Seats
- Black-Painted Roof (Available)
- Driver's and Front-Passenger Heated, Ventilated and Seatback-Massaging Seats (Available)
- Eight-Passenger Seating Package (Available)
- Genuine Wood Interior Accents (Available)
- Hands-Free Power Liftgate with Door Lamps and Adjustable Height (Available)
- Heated, Premium-Wrapped, Multifunction Steering Wheel
- Heavy-Duty Trailer Tow Package, including Blind Spot Monitoring (BSM)<sup>(7)</sup> with Trailer Detection<sup>(4)</sup> and Trailer Hitch Zoom (Available)

- Interior Rear-Facing FamCAM™<sup>(41)</sup> (Available)
- Memory Settings for Driver's Seat, Radio and Steering Column
- MX1375 McIntosh® Reference Entertainment System, with 23 Speakers (Available)
- Power 24-Way Driver's and Front-Passenger Seats, including Four-Way Lumbar-Adjust (Available)
- Power Deployable Running Boards (Available)
- Power-Folding, Power Heated Multifunction Exterior Mirrors
- Quadra-Lift® Air Suspension with Semi-Active Damping (Available)
- Rear-Seat Entertainment Group (Available)
- Second-Row Captain's Chairs with Power Tilt/Slide/Recline
- Selec-Terrain® Traction Management System (4x4 models)
- Third-Row 60/40 Split-Folding Seats with Power Fold/Recline (Standard on Long Wheelbase (LWB) models)
- Three 4x4 Systems – Quadra-Trac I® Quadra-Trac II® (Available) and Quadra-Drive® II (Available)
- Tri-Pane Panoramic Sunroof
- Uconnect® 5 NAV with 12-inch Multimedia Touchscreen Display, GPS Navigation,<sup>(25)</sup> Connected Travel and Traffic Services<sup>(22)</sup> (three-month trial subscription), SiriusXM® with 360L<sup>(21)</sup> (six-month trial subscription), and much more
- Wireless Charging Pad

### SAFETY & SECURITY

- 360° Surround-View Camera System<sup>(4)</sup> (Available)
- Active Driving Assist System<sup>(5)</sup>
- Active Lane Management System<sup>(5)</sup>
- Adaptive Cruise Control (ACC) with Stop and Go<sup>(6)</sup>
- Advanced Security Alert System (Available)
- Automatic Electronic Brake Hold
- BSM<sup>(7)</sup> and Rear Cross-Path Detection System<sup>(4)</sup>
- Drowsy-Driver Detection<sup>(6)</sup>
- Eight Air Bags,<sup>(31)</sup> including Side-Curtain for All Three Rows
- Full-Speed Forward Collision Warning with Active Braking<sup>(9)</sup>
- Hands-Free Active Driving Assist System<sup>(5)</sup> (Available)
- Head-Up Display (Available)
- Intersection Collision Assist System<sup>(11)</sup> (Available)
- Night-Vision Pedestrian/Animal Detection<sup>(9)</sup> (Available)
- Parallel/Perpendicular Park & Unpark Assist with Stop System<sup>(12)</sup> (Available)
- ParkSense® Automated Parking System<sup>(12)</sup> (Available)
- ParkSense Front/Rear Park Assist System with Stop<sup>(12)</sup>
- Pedestrian/Cyclist Emergency Braking<sup>(9)</sup>
- Rain Brake Support
- Rain-Sensitive Windshield Wipers
- Rear Seat Passenger Reminder Alert
- Remote Start<sup>(27)</sup> System
- Security Alarm<sup>(34)</sup>

- Selectable Tire Fill Alert
- Sentry Key® Theft Deterrent System
- Side-Distance Warning (Available)
- Switch-Activated Electric Park Brake
- Traffic Sign Recognition System<sup>(13)</sup> (Available)
- Tire Pressure Monitoring Display

ENGINE	HORSEPOWER <sup>(32)</sup>	TORQUE <sup>(32)</sup>
3.0L I-6 Hurricane SO Twin-Turbo with ESS	420 hp @ 5,200 rpm	468 lb-ft @ 3,500 rpm

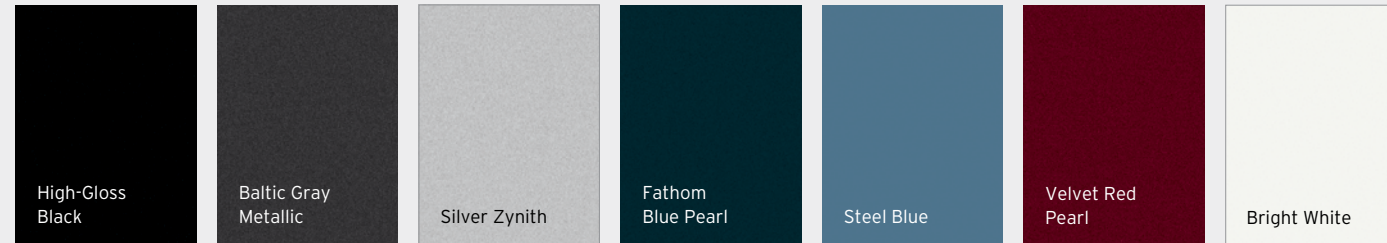
TOWING <sup>(29)</sup> (with 3.92 axle ratio; when properly equipped)	
Maximum Towing (lb)	
- 3.0L I-6 Hurricane SO Twin-Turbo with ESS (4WD, SWB/LWB)	10,000 / 9,860

FUEL ECONOMY (2WD/4WD) <sup>(35)</sup>	
Fuel Economy	City / Hwy
- 3.0L I-6 Hurricane SO Twin-Turbo with ESS (2WD)	TBD
- 3.0L I-6 Hurricane SO Twin-Turbo with ESS (4WD)	TBD



## 2026 JEEP® GRAND WAGONEER / JEEP GRAND WAGONEER L

### EXTERIOR PAINT COLORS



EXTERIOR DIMENSIONS <sup>(33)</sup>	
	SWB / LWB
Wheelbase	123 / 130
Overall Length	216.1 / 228.1
Overall Width (at mirrors)	94
Overall Height (at roof rail)	79.8
Front Track	68.5
Rear Track	68.3
Ground Clearance (with 20-inch tires) – Standard suspension	8.4
– Air suspension (Off-Road 2)	10.1
Approach Angle (deg) – Standard suspension	21.4
– Air suspension (Off-Road 2)	25.2
Breakover Angle (deg) – Standard suspension	18.7
– Air suspension (Off-Road 2)	22.1
Departure Angle (deg) – Standard suspension	21.2
– Air suspension (Off-Road 2)	23.9
Curb Weight <sup>(42)</sup> (lb) – Grand Wagoneer - 4x2 (2WD)	5,730 / 5,980
– 4x4	5,940 / 6,185
– Grand Wagoneer Limited 4x4	6,004 / 6,285
– Grand Wagoneer Summit 4x4	6,175 / 6,444

SWB = Standard Wheelbase. LWB = Long Wheelbase.

INTERIOR DIMENSIONS <sup>(33)</sup>	
	SWB / LWB
Front Row	
– Headroom	41.3
– Headroom (with sunroof)	39.3
– Legroom	40.9
– Shoulder room	66.1
– Hip room	63.5
Second Row	
– Headroom	40
– Headroom (with sunroof)	38.4
– Legroom	42.7
– Shoulder room	65.2
– Hip room	63
Third Row	
– Headroom	39
– Headroom (with sunroof)	38.5
– Legroom	36.6
– Shoulder room	64.4
– Hip room	51.6
Cargo Volume (cu ft) – Behind front-row	116.7 / 130.9
– Behind second-row	70.8 / 85.3
– Behind third-row	27.9 / 42.6
SAE Total Interior Passenger Volume (cu ft)	182.4
Total Passenger Plus Cargo Volume (cu ft)	210.3 / 225.1
Seating Capacity (max occupants)	2 / 2 / 3 (with second-row captain's chairs)
– Available	2 / 3 / 3 (with second-row bench)



# 2026 DODGE DURANGO



## SELECT FEATURES

- GT HEMI® V8 Trim Level
- 7-inch Performance Cluster and Gauges
- Air Conditioning with Tri-Zone Automatic Temperature Control
- Audio Controls – Steering wheel-mounted
- Automatic Headlamps
- Auxiliary Power Outlet – 12-volt
- Battery – 650-amp
- Brakes – Four-wheel disc
  - Antilock with Electronic Brake-Force Distribution
- Console – Full-length floor and overhead with two lamps, sunglasses storage and available Universal Garage Door Opener controls
- Dodge Air Filtration System
- Enhanced Accident Response System
- Floor Mats – Luxury, front and rear
- Front and Rear Interior LED Lamps
- Front Dual USB Ports
- Glass – Deep-tint sunscreen on rear doors, quarter-panel and liftgate
- HEMI Fender Badge
- Hill Start Assist
- Locks – Power

## SAFETY & SECURITY

- Adaptive Cruise Control (ACC) with Stop<sup>(6)</sup>
- Air Bags<sup>(31)</sup> – Advanced multistage driver’s and front-passenger, advanced side-curtain and supplemental front-seat side
- Blind Spot Monitoring (BSM)<sup>(7)</sup> and Rear Cross-Path Detection System<sup>(4)</sup>
- Child Seat Anchor System – Lower child-seat anchors and upper tether anchors help ease the installation of compatible aftermarket child seats
- Electronic Stability Control (ESC)<sup>(8)</sup> – With Electronic Roll Mitigation, All-Speed Traction Control, Brake Assist<sup>(9)</sup> and four-wheel disc Antilock Brake System
- Full-Speed Forward Collision Warning Plus<sup>(9)</sup>
- LaneSense® Lane Departure Warning Plus<sup>(5)</sup> (Available)

ENGINES	HORSEPOWER <sup>(32)</sup>	TORQUE <sup>(32)</sup>
3.6L Pentastar® V6	295 hp @ 6,400 rpm	260 lb-ft @ 4,000 rpm
5.7L HEMI V8	360 hp @ 5,150 rpm	390 lb-ft @ 4,250 rpm

EXTERIOR DIMENSIONS <sup>(33)</sup>	
Wheelbase	119.8
Overall Length	200.8
Overall Width (at mirrors)	85.5
Height (at antenna)	72.1
Ground Clearance	8.1
Approach Angle (deg)	18.5
Departure Angle (deg)	21.5
Breakover Angle (deg)	16.3
Front Track	63.9
Rear Track	64.1
Base Curb Weights (lb) – 3.6L Pentastar V6 RWD / AWD	4,750 / 4,884
– 5.7L HEMI V8 AWD	5,215

TOWING <sup>(29)</sup>	
Tow Class (max)	IV
Maximum Towing (lb) – 3.6L Pentastar V6 RWD / AWD	6,200
– 5.7L HEMI V8 AWD	7,400
– 5.7L HEMI V8 with Tow N Go Package	8,700

FUEL ECONOMY <sup>(35)</sup>	
Fuel Economy	City / Hwy
– 3.6L Pentastar V6 - RWD	18 / 25
– AWD	17 / 24
– 5.7L HEMI V8 AWD	14 / 22

INTERIOR DIMENSIONS <sup>(33)</sup>	
First Row	
– Headroom	39.9
– Legroom	40.3
– Shoulder room	58.5
– Hip room	57
Second Row	
– Headroom	39.8
– Legroom	38.6
– Shoulder room	57.7
– Hip room	55.5
Third Row	
– Headroom	37.8
– Legroom	33.5
– Shoulder room	50.4
– Hip room	42.4
Cargo Volume (cu ft) – Behind third row	17.2
– Behind second row	43.3
– Behind first row with rear seats folded	85.1
Seating Capacity (max occupants)	up to 7
Fuel Tank Capacity (gal)	24.6



# 2026 DODGE DURANGO

## EXTERIOR PAINT COLORS



### STANDARD FEATURES AND OPTIONS

	GT RWD/AWD	GT HEMI® V8 AWD
<b>CPOS PACKAGE</b>	2TD/2TH	2TS/2TT/2TU
<b>ENGINES / TRANSMISSIONS</b>		
3.6L Pentastar® V6 Variable Valve Timing (VVT) (ERC) with 8-speed Automatic (DFT)	•	
5.7L HEMI® V8 with Multi-Displacement System and VVT (EZH) with 8-speed Automatic (DFD)		•
<b>MECHANICAL FEATURES / CAPABILITY</b>		
Rear Wheel Drive (RWD)	•	
All-Wheel Drive (AWD) (included with CPOS 2TD/2TH/2TK)	P	•
Brakes – Antilock four-wheel disc heavy-duty (BR6)	•	•
Exhaust System – Dual rear with Bright tips (NEX)	•	•
Fuel Door – Power-locking	•	•
Fuel Tank – 24.6-gallon (NF4)	•	•
Steering – Electric power (SBL)	•	•
Suspensions – Eco Suspension III (SD2)	•	
– Normal-duty (AWD only) (SDA)	•	•
– Rear load-leveling (SES)	•	•
Transfer Case/AWD System – Single-speed, full-time AWD; includes MP310 transfer case (AWD models only) (included with CPOS 2TD/2TH) (DHY)	P	•
<b>EXTERIOR FEATURES</b>		
Dual Stripes (Bright Blue (M2N), Sterling Silver (M2Q), Low-Gloss Gunmetal (M2S), Flame Red (M22), Redline Red/Black (Redline Blacktop) (M2U))		O
Fascias – Body-color rear (ML9)	•	•
– Body-color upper (MBP)	•	•
– Body-color lower (MLB)	•	•

• = Standard. O = Optional. P = Available with Package noted. F = Fleet only.

### STANDARD FEATURES AND OPTIONS

	GT RWD/AWD	GT HEMI® V8 AWD
<b>CPOS PACKAGE</b>	2TD/2TH	2TS/2TT/2TU
<b>EXTERIOR FEATURES (CONTINUED)</b>		
Grille – Black surround, molded-in-color insert (MAJ)	•	•
Liftgate – Power, with key fob, overhead console and rear cargo-area controls (JRC)	•	•
Liftgate Spoiler – Body-color; includes Center High-Mounted Stop Lamp (CHMSL)	•	•
Lighting – Auto High-Beam Headlamp Control (LMS)		•
– Automatic headlamps (on/off) actuate when ambient light is at low levels; includes headlamps-on-with-wipers (LMG)	•	•
– LED low-/high-beam headlamps (LM6)	•	•
– LED auxiliary low-beam and turn signal (LPU)	•	•
– LED daytime running lamps (DRLs) (LMZ)	•	•
Mirrors – Black, power, manual foldaway with heating element (LE7/NHJ/GTS)	•	•
– Gloss Black, power-folding multifunction with heating element, auto-dimming driver's-side mirror, supplemental turn signals and memory (included with Blacktop Package) (GUN/LEM/GNZ/NHJ/LEB/LE7)	P	P
Remote Start <sup>(27)</sup> System – Control integrated into key fob; radio frequency system with 300-ft range (XBM)	•	•
Roof Rails – Black side, with integrated, storable crossrails (included with Blacktop Package, 2TH, 2TT and 2TU) (MWE/MXQ)	P	P
Sunroof – Power with express-open/close and comfort-stop features (included with 2TB, 2TT and 2TU) (GWA)	P	P
Tires – P265/60R18 BSW All-Season (A/S) (TFB)	•	
– P265/50R20 BSW A/S (included on 2TD and 2TH) (TKJ)	•	•
– P265/50R20 Performance A/S (included with 2TG and 2TH if Blacktop Package is optioned) (TKY)		O
Wheel Lip Moldings – Body-color (MML)	•	•
Wheels – 18-inch painted aluminum (WP1)	•	
– 20-inch Fine Silver (included with 2TD and 2TH) (WHJ)	P	
– 20-inch Satin Carbon aluminum (included with 2TD) (WHT)	F	



# 2026 DODGE DURANGO

## STANDARD FEATURES AND OPTIONS

	GT RWD/AWD	GT HEMI® V8 AWD
<b>STANDARD FEATURES AND OPTIONS</b>		
<b>CPOS PACKAGE</b>	2TD/2TH	2TS/2TT/2TU
<b>EXTERIOR FEATURES (CONTINUED)</b>		
Wheels (continued) – 20-inch Black Noise aluminum (included with Blacktop Package on 2TD and 2TH) (WH4)	F/P	
– 20-inch Satin Carbon (WSK)		•
– 20-inch Black Noise Split 5-spoke (included with Blacktop and Blacktop Redline Package on 2TS, 2TT and 2TU) (WST)		P
– 20-inch Lights Out (included with Blacktop Package) (WSL)		P
Wiper System – Front, speed-sensitive, variable/intermittent with 1-gallon fluid capacity (JHA)	•	
– Rear, with fixed intermittent and continuous speeds, with washer (JHB)	•	•
– Rain-sensitive windshield (packaged with 2TH) (JHC)	P	•
<b>INTERIOR FEATURES</b>		
7-inch Thin Film Transistor (TFT) Reconfigurable Digital Gauge Cluster – Includes custom-programmable features (JAJ)	•	•
Air Conditioning – Rear air conditioning with headliner vents and rear-seat controls (HBB)	•	•
– Three-Zone automatic temperature control; includes infrared sensors and rear-seat outlets (HAH)	•	•
Dodge Air Filtration System (JMA)	•	•
Cargo Area – Bright scuff plates (packaged with 2TH and 2TU) (CTB)	P	
– Carpeted; includes storage tray and cargo tie-down loops in floor, driver’s-side storage bin and 12-volt auxiliary power outlet (CKN/CKT/JJM)	•	•
– Covered cargo storage (CLG)	•	•
Console – Full-length front floor console with two illuminated cup holders, two-tier armrest storage with interior 12-volt power outlet and LED-illuminated USB connection (if equipped), console lid tissue holder, and storage tray with anodized shifter bezel; rear of console features air conditioning vent controls, rear-seat heat controls (if equipped) and video jacks (if equipped) (CUF)	•	•
– Second-row mini floor console with cup holders and storage; also includes a floor mat for the third row (packaged with Blacktop Redline Package and second-row Fold-and-Tumble Captain’s Chairs) (CUM)		P
– Overhead front console with two LED map lamps, two dome lamps, sunglasses storage bin, Universal Garage Door Opener control switches (if equipped) and power sunroof/sunshade controls (if equipped) (CUN)	•	•
– Leather-wrapped armrest, center console (packaged with leather-trimmed bucket seats) (CMH)	P	P
Floor Mats – Luxury front and rear (CLX)	•	•
– Third-row, bench seat mat (CWD)	•	•
– Third-row, mini console mat (packaged with Blacktop Redline Package (AVJ), Blacktop Leather SRT® Performance seats (*T5) and second-row Fold-and-Tumble Captain’s Chairs (CFU)) (CCF)	P	P

## STANDARD FEATURES AND OPTIONS

	GT RWD/AWD	GT HEMI® V8 AWD
<b>STANDARD FEATURES AND OPTIONS</b>		
<b>CPOS PACKAGE</b>	2TD/2TH	2TS/2TT/2TU
<b>INTERIOR FEATURES (CONTINUED)</b>		
Lighting – Glove box lamp, front LED map lamps, second-row aimable LED map lamps, courtesy door lamps, overhead console/rear-passenger overhead reading/courtesy lamps, cargo compartment lamp, Sapphire Blue interior switch lighting, and Sapphire Blue ambient LED lighting for front-door inside handles and map pockets (LBC/LBR)	•	•
Memory System – Radio station presets, last station settings, driver’s-seat position and exterior mirrors (packaged with 2TH, 2TT and 2TU); actuated from driver’s door panel or each unique key fob (LEW)	P	P
Mirrors – Rearview, auto-dimming (GNK)	•	•
Seats – Cloth bucket in Black (*C5)	•	•
– Nappa leather-trimmed with Nappa Axis II perforated inserts and Silver accent stitching; available in Black, Black/Ebony Red or Black/Vitra Gray (packaged with 2TH, 2TT and 2TU) (*ML)	P	P
– First-row, power eight-way driver’s with memory (JPR)	•	•
– First-row, passenger forward fold-flat (not available with leather-trimmed seats) (CDW)	•	•
– First-row, power four-way driver’s lumbar-adjust (JPU)	•	•
– First-row, power four-way driver’s and passenger lumbar-adjust (packaged with 2TH and 2TT, 2TU) (JRN)	P	P
– First-row, power eight-way driver’s and passenger; driver’s includes memory feature (packaged with leather-trimmed seats) (JT2)	P	P
– First-row, heated (JPM)	•	•
– First-row, ventilated (included with leather-trimmed bucket seats) (CAJ)	P	P
– Second-row, 60/40 Fold-and-Tumble three-passenger bench (CFF)	•	•
– Second-row, heated (packaged with 2TH, 2TT and 2TU) (JPZ)	P	P
– Second-row, Fold-and-Tumble Captain’s Chairs; includes second-row, seat-mounted inboard armrests (CFU/CSL)	O	O
– Third-row, 50/50 split-folding; includes head restraints <sup>(36)</sup> which can be folded down electronically from a switch on the instrument-panel center stack (CFP)	•	•
Steering Wheel – Heated (NHS)	•	•
– Power tilt/telescoping steering column (included with 2TH, 2TT and 2TU) (SUB)	P	P
– Tilt/telescoping steering column (SUD)	•	•
<b>UCONNECT® MULTIMEDIA</b>		
Media Hub – Two USB ports and auxiliary jack (RSF)	•	•
Power Outlets – Two 12-volt, located on the instrument panel and in the rear cargo compartment (JKP/JJM)	•	•
– 115-volt auxiliary (packaged with 2TH, 2TT and 2TU) (JKV)	P	P
Radios – Uconnect 5 NAV with 10.1-inch display (UBN)	•	•
SiriusXM® Radio <sup>(21)</sup> – Includes three-month trial subscription (RSD)	•	•

• = Standard. O = Optional. P = Available with Package noted. F = Fleet only.



# 2026 DODGE DURANGO

## STANDARD FEATURES AND OPTIONS

	GT RWD/AWD	GT HEMI® V8 AWD
<b>CPOS PACKAGE</b>	2TD/2TH	2TS/2TT/2TU
<b>UCONNECT® MULTIMEDIA (CONTINUED)</b>		
SiriusXM® with 360L <sup>(21)</sup> (packaged with Uconnect 5 NAV with 10.1-inch display) (RTU)	P	
Speakers – Alpine® Premium Audio System with nine speakers, subwoofer and 506-watt amplifier (packaged with 2TH) (RC3)	P	•
– Six speakers (RCG)	•	
– Harman Kardon® premium 19-speaker audio system with 825-watt amplifier and subwoofer (packaged with 2TH and 2TU) (RCA)	P	P
USB Port – Dual remote ports, charging only (RS4)	•	•
<b>SAFETY &amp; SECURITY</b>		
Adaptive Cruise Control (ACC) with Stop <sup>(6)</sup> (packaged with 2TH, 2TT and 2TU) (NH3)	P	P
Advanced Brake Assist <sup>(9)</sup> (included with 2TH and 2TU) (BGG)	P	P
Air Bags <sup>(31)</sup> – Advanced multistage, driver’s and front-passenger (CG3)	•	•
– Supplemental side-curtain (all rows) (CJ5)	•	•
– Supplemental side (CGS)	•	•
– Driver’s inflatable knee bolster (CGY)	•	•
– Supplemental front-seat side (CJ1)	•	•
Blind Spot Monitoring (BSM) <sup>(7)</sup> and Rear Cross-Path Detection System <sup>(4)</sup> (XAN)	•	•
Electronic Stability Control (ESC) <sup>(8)</sup> – Includes Vehicle Stability Management System, Electronic Roll Mitigation, All-Speed Traction Control, Brake Assist <sup>(9)</sup> and four-channel Antilock Brake System (BNB/BNR)	•	•
Full-Speed Forward Collision Warning Plus <sup>(9)</sup> (packaged with 2TH, 2TT and 2TU) (LSU)	P	P
Hill Start Assist – Prevents vehicle from rolling back for two seconds when starting vehicle on an incline (BNG)	•	•
Keyless Enter ‘n Go™ – Push-button ignition system with proximity entry: driver can leave the key fob in pocket or purse; the doors are unlocked by touching the exterior door handle, and the vehicle will start with the push of a button on the instrument panel when the brake pedal is depressed (GX4)	•	•
LaneSense® Lane Departure Warning Plus <sup>(5)</sup> (included with 2TH and 2TU) (LAS)	P	P
ParkSense® Rear Park Assist System <sup>(12)</sup> – Sensors in rear bumpers detect obstacles (packaged with 2TH) (XH3)	P	
ParkSense Front/Rear Park Assist System <sup>(12)</sup> – Sensors in front/rear bumpers detect obstacles (packaged with 2TH, 2TS, 2TT and 2TU) (XH4)	P	P
ParkView® Rear Back-Up Camera <sup>(4)</sup> – Rear-mounted camera with display in vehicle, activated when vehicle is shifted into Reverse (XAC)	•	•
Rain Brake Support (BHC)	•	•
Ready Alert Braking (BHD)	•	•

## STANDARD FEATURES AND OPTIONS

	GT RWD/AWD	GT HEMI® V8 AWD
<b>CPOS PACKAGE</b>	2TD/2TH	2TS/2TT/2TU
<b>SAFETY &amp; SECURITY (CONTINUED)</b>		
Security Alarm <sup>(34)</sup> (packaged with 2TH, 2TS, 2TT and 2TU) (LSA)	P	P
Sentry Key® Antitheft Engine Immobilizer (GXX)	•	•
Trailer Sway Control <sup>(8)</sup> (BNT)	•	•
Universal Garage Door Opener (XGD)	•	•
<b>PACKAGES/EQUIPMENT GROUPS</b>		
Blacktop Package – Includes Black roof rails with integrated crossbars, Gloss Black exterior mirrors, Gloss Black badging, Satin Black Dodge taillamp badge, performance hood, 265/50R20 Performance All-Season (A/S) tires and 20-inch Black Noise aluminum wheels (ADX)	0	0
Blacktop Redline Package – Includes Blacktop leather SRT® Performance heated/ventilated seats, eight-way power driver’s seat with memory and manual passenger seat, Gloss Black exterior mirrors, Satin Black Dodge taillamp badge, Gloss Black badges, performance lower splitter, “HEMI®” badge, GT decal with Red tracer, Black roof rails, integrated roof rail bars, SRT rear spoiler, Black Dodge grille badge, Eclipse Black exhaust tip, 265/50R20 Performance tires, 20-inch Black Noise aluminum wheels, 20-inch Black Noise split 5-spoke wheels, premium door panels and Crypto Sweep Etch interior accents (XSJ)		0
GT Plus Packages – Include power sunroof, 10.1-inch flush-mounted radio with premium navigation, Alpine premium audio system with nine speakers and subwoofer, LED auxiliary low-beam lighting, LED amber turn signal, Nappa leather-trimmed seats, 12-way power driver’s and front-passenger seats, power tilt/telescoping steering column, heated first- and second-row seats, ventilated first-row seats, memory settings, Full-Speed Forward Collision Warning Plus <sup>(9)</sup> ACC with Stop <sup>(6)</sup> wireless Apple CarPlay, <sup>TM(16)</sup> Android Auto <sup>TM(15)</sup> and Trailer-Tow Group IV	0	0
Mopar® All-Weather Package – Includes Mopar Cargo Net, Mopar Front and Rear Door Entry Guards, and Mopar Slush Mats (AAW)	0	0
GT Premium Package – Includes Harman Kardon Premium 19-speaker Audio System with 825-watt amplifier and subwoofer, Advanced Brake Assist <sup>(9)</sup> Bright cargo area scuff pads, Forged Carbon Fiber interior accents, LaneSense Lane Departure Warning Plus <sup>(5)</sup> premium instrument panel and suede headliner		0
Second-Row Fold-and-Tumble Captain’s Chairs – Includes second-row seat-mounted inboard armrests, second-row mini console with cup holders, floor mats and third-row bench seat (CFU)		0
Tow N Go Package – Includes Bilstein® Active Damping High-Performance suspension, electronic limited-slip rear axle, Quadra-Trac® active on demand 4WD, 160-MPH speedometer, Drive modes (Sport/Track/Tow/Snow), 20-inch painted Satin Carbon wheels, Pirelli® Scorpion Zero run-flat tires, Black Brembo® brake calipers, widebody fender flares, performance exhaust, performance steering, Class IV trailer hitch, integrated trailer brake controller, BSM <sup>(7)</sup> with Trailer Detection <sup>(4)</sup> Active Noise Cancellation and automatic headlamp leveling (AAN)		0
Trailer-Tow Group IV – Includes trailer brake control, HD cooling, rear load-leveling suspension, Class IV hitch receiver, seven- and four-pin wiring harness, 180-amp alternator, and BSM <sup>(7)</sup> and Rear Cross-Path Detection System <sup>(4)</sup> with Trailer Detection <sup>(4)</sup> (AHX)	0	0

• = Standard. 0 = Optional. P = Available with Package noted. F = Fleet only.



COMPARE + MINIVANS

**CHRYSLER PACIFICA/CHRYSLER VOYAGER**

**DODGE CHARGER**

Trims	Select / Limited / Pinnacle®	Voyager LX
MPG (city / hwy)	19 / 28, 17 / 25 (3.6L Pentastar® V6 FWD, AWD) <sup>(35)</sup>	19 / 28 (3.6L Pentastar V6 FWD) <sup>(35)</sup>
Total Range (miles)	418 (3.6L Pentastar V6 FWD) / 380 (3.6L Pentastar V6 AWD) <sup>(35)</sup>	418 (3.6L Pentastar V6 FWD) <sup>(35)</sup>
Fuel Tank Capacity (gal)	19	19
Available Engines	3.6L Pentastar V6 Variable Valve Timing (VVT)	3.6L Pentastar V6
Drivetrains	FWD / AWD	FWD
Wheelbase	121.6	121.6
Overall Height	69.9 (FWD) / 70.7 (AWD)	69.9
Overall Width	79.6	79.6
Overall Length	204.3	203.8
Seating Capacity (max occupants)	up to 8	7
Headroom (front row / second row / third row)	40.1 / 39.6 / 38.7	40.1 / 39.6 / 38.7
Legroom (front row / second row / third row)	41.1 / 39 / 36.5	41.1 / 39 / 36.5
Shoulder Room (front row / second row / third row)	63.8 / 63 / 61.2	63.8 / 63 / 61.2
Hip Room (front row / second row / third row)	59 / 64.8 / 49.5	59 / 64.8 / 49.5
Cargo Volume (cu ft)	140.5	140.5
Curb Weight (lb)	4,521 (FWD) / 4,883 (AWD)	4,330
Towing Capacity <sup>(29)</sup> (lb)	3,600	-
EPA Interior Volume (cu ft)	165	165
Ground Clearance	5.1 (FWD) / 5.4 (AWD)	5.1

Trims	Scat Pack
MPG (city / hwy)	17 / 24 High-Output (HO) <sup>(28)</sup>
Total Range (miles)	332 <sup>(28)</sup>
Fuel Tank Capacity (gal)	17.5
Available Engines	3.0L Twin-Turbo SIXPACK HO
Drivetrains	AWD
Wheelbase	121
Overall Height	59.2
Overall Width	84.3
Overall Length	206.6
Seating Capacity (max occupants)	5
Headroom (front row / second row / third row)	39.1 / 36.9
Legroom (front row / second row / third row)	42.6 / 37.2
Shoulder Room (front row / second row / third row)	59.5 / 57.6
Hip Room (front row / second row / third row)	56.3 / 56.1
Cargo Volume (cu ft)	38.5 (max cargo area), 22.1 (rear cargo), 22.75 (seats up) 37.39 (seats down), 103.087 (total passenger)
Curb Weight (lb)	4,463
Towing Capacity <sup>(29)</sup> (lb)	-
EPA Interior Volume (cu ft)	103
Ground Clearance	5.5

All dimensions and specifications are based on 2025MY vehicle information. Information may vary by model/trim, maximum shown. Please see your sales consultant for details. All dimensions are in inches unless noted otherwise.



## 2026 CHRYSLER PACIFICA/CHRYSLER VOYAGER



### SELECT FEATURES

- 7-inch Digital Driver Information Display (DID) Cluster
- Active Noise Cancellation
- Electronic Stability Control (ESC)<sup>(8)</sup>
- Fuel Tank Capacity – 19-gallon
- Locking Glove Box
- Passive/Keyless Entry, All Doors
- Power Driver's Seat with Auto Advance 'n Return
- Power Outlet – 12-volt
- Power-Sliding Doors and Liftgate
- Rear Window Defroster
- Remote Start<sup>(27)</sup> System/Security Alarm<sup>(34)</sup>
- Storage Floor Tray
- Uconnect<sup>®</sup> 5 with 10.1-inch HD Touchscreen Radio

### SAFETY & SECURITY

- 360° Surround-View Camera<sup>(4)</sup> (Available)
- Adaptive Cruise Control (ACC) with Stop and Go<sup>(6)</sup>
- Air Bags<sup>(31)</sup> – Advanced multistage driver's and front-passenger include low-risk deployment
  - Supplemental driver's and front-passenger front-seat-mounted side
  - Driver's and front-passenger inflatable knee blocker
  - Supplemental side-curtain for outboard passengers in all three rows
- Auto High-Beam Headlamp Control
- Automatic Pedestrian Emergency Braking<sup>(9)</sup>
- Emergency Vehicle Alert System (EVAS) (Available)
- Full-Speed Forward Collision Warning Plus<sup>(9)</sup>
- LaneSense<sup>®</sup> Lane Departure Warning Plus with Lane Keep Assist<sup>(5)</sup>
- LED Exterior Lighting
- ParkSense<sup>®</sup> Front Park Assist with Stop<sup>(12)</sup> (Available)
- Rain-Sensitive Windshield Wipers
- Sentry Key<sup>®</sup> Antitheft Engine Immobilizer

ENGINE	HORSEPOWER <sup>(32)</sup>	TORQUE <sup>(32)</sup>
3.6L Pentastar <sup>®</sup> V6 Variable Valve Timing (VVT)	287 hp @ 6,400 rpm	262 lb-ft @ 4,000 rpm

EXTERIOR DIMENSIONS <sup>(33)</sup>	
Wheelbase	121.6
Overall Length	204.3
Overall Width	79.6
Height (FWD / AWD)	69.9 / 70.7
Turning Diameter (max; ft; FWD / AWD)	39.7 / 40.2
Front Track (FWD / AWD)	68.3 / 68.8
Rear Track (FWD / AWD)	68.3 / 68.8
Base Curb Weight (FWD / AWD)	4,521 / 4,883

CARGO AND FUEL	
Maximum Interior Cargo Room (cu ft) – Behind first row	140.5
– Behind second row	87.5
– Behind third row	32.3
Fuel Tank (gal)	19

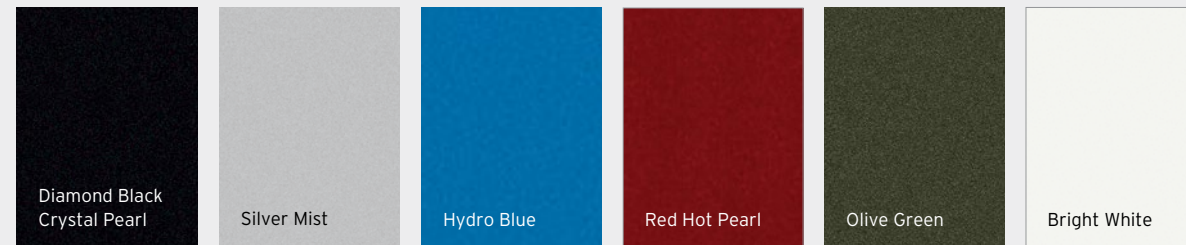
FUEL ECONOMY <sup>(35)</sup>	
Fuel Economy	City / Hwy
– 3.6L Pentastar V6 VVT (FWD / AWD)	19 / 28 / 17 / 25

INTERIOR DIMENSIONS <sup>(33)</sup>	
First Row	
– Headroom (without sunroof)	40.1
– Legroom	41.1
– Shoulder room	63.8
– Hip room	59
Second Row	
– Headroom (without sunroof)	39.6
– Legroom	39
– Shoulder room	63
– Hip room	64.8
Third Row	
– Headroom	38.7
– Legroom	36.5
– Shoulder room	61.2
– Hip room	49.5



## 2026 CHRYSLER PACIFICA/CHRYSLER VOYAGER

### EXTERIOR PAINT COLORS



### STANDARD FEATURES AND OPTIONS

	Voyager	Pacifica Select	Pacifica Limited	Pacifica Pinnacle®
CPOS	2DE	2DL	2DP	2DS
<b>ENGINE / TRANSMISSION</b>				
3.6L Pentastar® V6 Variable Valve Timing (VVT) with Engine Stop/Start (ESS) Technology and 9-speed Automatic (ERC/DFH)	•	•	•	•
<b>MECHANICAL FEATURES</b>				
All-Wheel Drive (AWD)		O	O	O
– Front-Wheel Drive (FWD)	•	•	•	•
Alternator – 180-amp (BAD)	•	•		
– 220-amp (included with Uconnect® Theater Family Group) (BAJ)		P	•	•
Battery – 650-amp, Absorbent Glass Mat (AGM) (BCZ)	•	•	•	•
– Auxiliary battery (packaged with ESS dual battery system) (BC1)	P	P	P	P
Brakes – Four-wheel antilock with discs (FWD only) (BRG)	•	•	•	•
– Four-wheel antilock with heavy-duty discs (AWD only) (BR3)		P	P	P
Engine Block Heater (NHK)	O	O	O	O
Defroster – Rear (GFA)	•	•	•	•
Fuel Tank – 19-gallon (NF1)	•	•	•	•
Suspension – AWD (SDE)		P	P	P
– Touring (SDC)	•	•	•	•
Tip Start (XBN)	•	•	•	•
<b>EXTERIOR FEATURES</b>				
Daylight Opening – Bright (MMP)	•	•	•	
– Platinum Chrome (MMF)				•
Door Handles – Body-color (MNK)	•	•	•	•

• = Standard. O = Optional. P = Available with Package noted. F = Fleet only.

### STANDARD FEATURES AND OPTIONS

	Voyager	Pacifica Select	Pacifica Limited	Pacifica Pinnacle®
CPOS	2DE	2DL	2DP	2DS
<b>EXTERIOR FEATURES (CONTINUED)</b>				
Doors – Power-sliding (JRK)	•	•	•	•
– Hands-free power-sliding doors (included with Uconnect Theater and Sound Group) (XZ3)			P	•
Fog Lamps – LED (LNV)		•	•	•
– Chrome accent bezels (LTB)		•	•	•
Glass – Sunscreen (GAE)	•	•	•	•
– Acoustic windshield (GAK)		•	•	•
– Laminated front-door glass (GAP)			•	•
Grille – Black (MFS)	•			
– Black upper with Bright surround (MFF)		•	•	•
Headlamps – Halogen (LMA)	•			
– Auto High-Beam Headlamp Control (LMS)		•	•	•
– Automatic (LMG)	•	•	•	•
– LED low-/high-beam (LM6)		•	•	•
– Daytime running (LM1)		•	•	•
Liftgate – Power (JRC)	•	•	•	•
– Hands-free power (XZ2)				•
Mirrors – Power, Black, heated (GPK)	•			
– Foldaway, power, heated, Gloss Black with supplemental turn indicator (GUR)		•		
– Power-folding, power-adjust, heated with memory feature, courtesy lamps, supplemental turn indicator, auto-adjust-in-Reverse and auto-fold-in-Park with Gloss Black exterior (GPL)				•
– Power-folding, power-adjust, heated with memory feature, courtesy lamps, supplemental turn indicator, auto-adjust-in-Reverse and auto-fold-in-Park with Platinum Chrome/Gloss Black exterior (GTK)				•
Molding – Platinum Chrome (MJB)				•
Roof Rack – Stow N Place® Black (MW1)			P	
– Stow N Place with Platinum Chrome side rails (MNF)				•



## 2026 CHRYSLER PACIFICA/CHRYSLER VOYAGER

STANDARD FEATURES AND OPTIONS	Voyager	Pacifica Select	Pacifica Limited	Pacifica Pinnacle®
CPOS	2DE	2DL	2DP	2DS
<b>EXTERIOR FEATURES (CONTINUED)</b>				
Sill Appliqué – Body-color (MPK)	•	•	•	•
Sill – Bright front-door scuff pads (CLT)				•
Tires – 235/65R17 BSW All-Season (A/S) (standard on Front-Wheel Drive (FWD) Voyager and Select models) (TMK)	•	•		
– 245/50R20 BSW A/S self-sealing (TP3)				•
– 245/60R18 BSW A/S self-sealing (AWD only) (TJK)		•	•	
– Puncture sealant and portable air compressor (standard on Voyager and FWD Select) (XAH)	•	•	•	
Sunroof – Dual-pane panoramic - Power front, fixed rear (includes power open/close shade) (GWJ)			•	•
Wheels – 17-inch fully painted Tech Silver cast aluminum (standard on FWD Voyager) (WFN)	•	•		
– 18-inch painted aluminum (standard on AWD Select) (WBS)		•	•	
– 20-inch Foreshadow-finish aluminum (WPF)			P	
– 20-inch polished with Baltic Gray pockets aluminum (WH5)				•
Windshield Wipers – Front, rain-sensitive (JHC)	•	•	•	•
– Rear wiper/washer (JHB)	•	•	•	•
<b>INTERIOR FEATURES</b>				
Air Conditioning – Three-Zone automatic temperature control (HAH)	•	•	•	•
Door Locks – Power (JPB)	•	•	•	•
Chrysler Air Filtration System	•	•	•	•
Headliner – Deluxe (CHE)	•	•	•	•
– Suede (CHG)				•
Grocery Bag Hooks – On third-row seatbacks (XGH)		•	•	•
Lighting – Front and rear LED lamps (LBR)	•	•	•	•
– Cargo compartment lamp (LDB)	•	•	•	•
– Footwell courtesy lamp (LBB)			•	•
– Front, courtesy lamp (LCA)	•	•	•	•
– Overhead, ambient surround (LCJ)	•	•	•	•
– Rear reading/courtesy lamps (LBH)		•	•	•
– Rear ambient lighting (LCU)			•	•
– Illuminated map pocket (LCF)			•	•
Mirrors – Auto-dimming rearview (GNK)		•	•	•
– Illuminated visor vanity (GN9)	•	•	•	•
Power Outlets – Auxiliary, 12-volt (JJJ/JKP)	•	•	•	•
– Auxiliary, 115-volt (included with Uconnect® Theater Family Group) (JKV)		P	P	•

STANDARD FEATURES AND OPTIONS	Voyager	Pacifica Select	Pacifica Limited	Pacifica Pinnacle®
CPOS	2DE	2DL	2DP	2DS
<b>INTERIOR FEATURES (CONTINUED)</b>				
Remote Start <sup>(27)</sup> System (XBM)	•	•	•	•
Shades – Second- and third-row retractable (GF1)				•
– Second-row (GF3)	•	•	•	
Steering Column – Tilt/telescoping (SUD)	•	•	•	•
Steering Wheel – Heated (NHS)	•	•	•	•
– Mounted audio controls (RDZ)	•	•	•	•
– Techno-leather-wrapped (SCJ)	•	•	•	•
Storage – Floor tray (CVU)	•	•	•	•
– Super Console with covered storage (CM7)	•	•		
– Integrated Premium Console (includes illuminated cup holders) (CM5)				•
– Integrated Ultra Console (includes illuminated cup holders) (CVM)				•
– Glove box, locking (JKA)	•	•	•	•
– Lower instrument panel drawer (RF9)	•	•		
Stow 'n Vac® Integrated Vacuum Cleaner (CJW)			P	•
Trip Computer – Electronic Vehicle Information Center (EVIC) with 7-inch configurable digital Driver Information Display (DID) in instrument cluster; controls mounted on steering wheel (LAZ)	•	•	•	•
Universal Garage Door Opener (XGD)		•	•	•
Windows – Front, power with driver's one-touch up/down, front-passenger one-touch down (JP3)	•			
– Power front and rear one-touch up/down (JSB)		•	•	•
– Power second-row (JPG)	•	•	•	•
Wireless Charging Pad (RFX)			•	•
<b>SEATING AND TRIM</b>				
Seats – Driver's four-way power lumbar-adjust (included with power driver's seat) (JPU)	•	•	•	•
– Eight-way power driver's (JVG)	•	•	•	•
– Eight-way power front-passenger (included with Uconnect Theater Family Group) (JWG)			•	•
– Heated second-row (JPZ)			•	•
– Heated front (JPM)	•	•	•	•
– Caprice leatherette-trimmed bucket (*SJ)	•	•		
– Nappa leather-trimmed bucket (*AL)				•
– Premium Nappa leather-trimmed quilted bucket (*DL)				•
– Premium Nappa leather-trimmed with S logo (*RL)			P	
– Second- and third-row Stow 'n Go® that fold in the floor and include second-row in-floor storage bins (CYC)	•	•	•	
– Easy-slide second-row Captain's Chairs (CY3)				•
– Auto Advance 'n Return, driver's-side (CJK)		•	•	•



## 2026 CHRYSLER PACIFICA/CHRYSLER VOYAGER

STANDARD FEATURES AND OPTIONS	Voyager	Pacifica Select	Pacifica Limited	Pacifica Pinnacle®
CPOS	2DE	2DL	2DP	2DS
<b>SEATING AND TRIM (CONTINUED)</b>				
Seats (continued) – Auto Advance 'n Return, passenger-side (included with Uconnect® Theater Family Group) (CJZ)		P	•	•
– Third-row power-folding Stow 'n Go® 60/40 split-bench that folds in the floor (JRJ)				•
– Third-row Stow 'n Go 60/40 split-bench that folds in the floor (CFX)	•	•	•	•
– Ventilated front (CAJ)			•	•
<b>UCONNECT MULTIMEDIA</b>				
SiriusXM® Radio <sup>(21)</sup> (three-month trial subscription) (RSD)	•	•		
Sound Systems – Harman Kardon® 19 speakers with 10-inch subwoofer (includes 760-watt amplifier; included with Uconnect Theater Family Group) (RCA)			•	•
– Alpine® 13 speakers (includes 506-watt amplifier; included with Uconnect Theater Family Group) (RC3)		P	•	
– Six speakers (includes Active Noise Cancellation) (RCG)	•	•		
Uconnect 5 with 10.1-inch Display – Includes 10.1-inch touchscreen, AM/FM, USB host flip, hands-free <sup>(24)</sup> phone and audio, Android Auto, <sup>TM(15)</sup> Apple CarPlay <sup>TM(16)</sup> and available SiriusXM with 360L <sup>(21)</sup> (UBG)	•	•		
Uconnect 5 NAV with 10.1-inch Display – Includes 10.1-inch touchscreen, AM/FM, USB host flip, Integrated Voice Command, Android Auto, <sup>(15)</sup> Apple CarPlay, <sup>(16)</sup> HD radio, Navigation and available SiriusXM with 360L <sup>(21)</sup> (included with Uconnect Theater Family Group) (UBN)			•	•
Integrated Voice Command (included with Uconnect 5 NAV with 10.1-inch display) (XRB)			•	•
<b>SAFETY &amp; SECURITY</b>				
Adaptive Cruise Control (ACC) with Stop and Go <sup>(6)</sup> (NHZ)	•	•	•	•
Air Bags <sup>(31)</sup> – Advanced multistage driver's and front-passenger (CG3)	•	•	•	•
– Driver's- and front-passenger-side inflatable knee blocker (CGY/CHF)	•	•	•	•
– Supplemental front-seat-mounted side (CJ1)	•	•	•	•
– Supplemental side-curtain, for outboard passengers in all three rows (CJ5)	•	•	•	•
Blind Spot Monitoring (BSM) <sup>(7)</sup> and Rear Cross-Path Detection System <sup>(4)</sup> (XAN)	•	•	•	•
Child Seat Anchor System (LATCH) (CGU)	•	•	•	•
Electric Parking Brake (XC4)	•	•	•	•
Electronic Stability Control (ESC) <sup>(6)</sup> (BNB)	•	•	•	•
Emergency Vehicle Alert System (EVAS)		•	•	•
FamCAM <sup>TM(41)</sup> – Interior rear-facing camera (XPR)			P	•
Full-Speed Forward Collision Warning Plus <sup>(9)</sup> (LSU)	•	•	•	•
LaneSense® Lane Departure Warning Plus with Lane Keep Assist <sup>(5)</sup> (LAS)	•	•	•	•
Automatic Pedestrian Emergency Braking <sup>(9)</sup> (LST)	•	•	•	•
ParkSense® Front/Rear Park Assist with Stop <sup>(12)</sup> (included with Safety Sphere Group) (XH4)		P	P	•
ParkSense Rear Park Assist with Stop <sup>(12)</sup> (XH3)	•	•	•	•
ParkView® Rear Back-Up Camera <sup>(4)</sup> (XAC)	•	•	•	

STANDARD FEATURES AND OPTIONS	Voyager	Pacifica Select	Pacifica Limited	Pacifica Pinnacle®
CPOS	2DE	2DL	2DP	2DS
<b>SAFETY &amp; SECURITY (CONTINUED)</b>				
Remote Keyless Entry (GXM)	•	•	•	•
Remote Proximity – All doors (GXD)	•	•	•	•
Security Alarm <sup>(34)</sup> (LSA)	•	•	•	•
360° Surround-View Camera <sup>(4)</sup> (included with Safety Sphere Group) (XAK)		P	P	•
Tire Pressure Monitoring Display (XGM)	•	•	•	•
Trailer Sway Damping <sup>(9)</sup> (packaged with Trailer-Tow Group with 3,600-lb Rating) (BNT)			P	•
<b>PACKAGES/EQUIPMENT GROUPS</b>				
Eight-Passenger Seating (Front-Wheel Drive (FWD) (CYF)		0		
Family Convenience Group – Includes in-vehicle intercom (AAE)				•
Mopar® Interior Protection Package A – Includes Stow 'n Go All-Weather Floor Mats, Rear Cargo Bin Stow 'n Go Storage, Cargo Area Liner, All-Weather Floor Mats, All-Weather Cargo Floor Mats and Bright Door Sills (Select only; restrictions apply) (ACX)	0	0		
Mopar Roadside Emergency Kit – Includes Toolkit, Reflecting Triangle and First Aid Kit (not available with eight-passenger seating) (ACK)	0	0	0	0
S Appearance Group – Includes Piano Black and Anodized Ice Cave interior accents, S badge, Anodized Ink and Black badging, Black Stow N Place® Roof Rack, Black daylight opening (DLO) moldings, premium front fascia, upper/lower grilles with Black surround, premium rear fascia, 20-inch Foreshadow-finish aluminum wheels (Select and Limited), Caprice leatherette bucket seats with S logo (Select), Nappa leather-trimmed bucket seats with S logo (Limited) and P245/50R20 BSW tires (late availability on Select and Limited)		0	0	
Safety Sphere Group – Includes ParkSense Front/Rear Park Assist with Stop <sup>(12)</sup> and 360° Surround-View Camera <sup>(4)</sup> (restrictions apply) (AAU)		0	0	•
Trailer-Tow Group with 3,600-lb Rating – Includes trailer-tow seven-/four-pin wiring harness, 2-inch hitch receiver, Trailer Sway Damping <sup>(9)</sup> and heavy-duty radiator (AHT)			0	0
Uconnect Theater Family Group – Includes rear-seat entertainment with Amazon Fire TV <sup>®(18)</sup> Built-In, interior rear-facing FamCAM <sup>(41)</sup> camera, 115-volt auxiliary power outlet, video remote control, HDMI input, video USB port, two 10-inch seatback touchscreens, 220-amp alternator, Stow 'n Vac® integrated vacuum cleaner, heated second-row seats, Blu-ray <sup>TM</sup> /DVD player (Select), eight-passenger seating on FWD Select, Auto Advance 'n Return front-passenger seat, eight-way power front-passenger seat, hands-free power liftgate, hands-free power-sliding doors and 19-speaker Harman Kardon premium audio system (AEZ)			0	
Uconnect Theater Family Group II – Includes rear-seat entertainment with Amazon Fire TV <sup>(18)</sup> Built-In, interior rear-facing FamCAM <sup>(41)</sup> camera, 115-volt auxiliary power outlet, video remote control, HDMI input, two 10-inch seatback touchscreens, video USB port (Select and Limited; standard on Pinnacle), 220-amp alternator, Blu-ray/DVD player (Select), Auto Advance 'n Return front-passenger seat, eight-way power front-passenger seat, 13-speaker Alpine audio system, Uconnect 5 NAV with 10-inch display (Select) and 19-speaker Harman Kardon premium audio system with 10-inch subwoofer (Select; Pinnacle adds Uconnect Theater with streaming apps) (AEY/AT3)		0		•

• = Standard. 0 = Optional. P = Available with Package noted. F = Fleet only.



## 2026 JEEP® CHEROKEE HYBRID



### SELECT FEATURES

- All-New Hybrid Electric Vehicle (HEV) Model with Four Trims: Base, Laredo, Limited and Overland®
- All-New 1.6L Turbo HEV Engine Paired with an Electronic Variable Transmission (EVT)
- 10.25-inch Digital, Full-Color Driver Information Display
- Choice of 18- and 20-inch Wheels
- Choice of Cloth and Leatherette Seats
- Dark Neutral Gray Exterior Accents
- Digital Rearview Auto-Dimming Display Mirror (Available)
- Dual-Pane Panoramic Sunroof (Available)
- Dual-Zone Automatic Temperature Control with Humidity Sensor and Cabin Filter
- Flush Door Handles and Black Roof Rails
- Full-Function, Type-C, Front-Row, Dual USB Ports
- Gloss Black-Painted Roof (Available)
- Hands-Free Power Liftgate (Available)
- Heated Front/Rear Seats and Heated Steering Wheel (Available)
- Jeep Active Drive I 4x4 System
- LED Exterior Lighting, including Signature U-Shaped LED Daytime Running Lamp (DRL) System and LED Taillamps
- Premium Alpine® Audio System with Nine Amplified Speakers, including Subwoofer (Available)
- Selec-Terrain® Traction Management System
- Trailer Tow Group including Trailer Hitch Zoom and Blind Spot Monitoring (BSM)<sup>(7)</sup> with Trailer Detection System<sup>(4)</sup> (Available)

- Uconnect® 5 NAV with 12.3-inch Touchscreen Display, GPS Navigation,<sup>(25)</sup> Jeep Connect<sup>(17)</sup> with 4G LTE Wi-Fi Hotspot,<sup>(23)</sup> and Connected Travel and Traffic Services<sup>(22)</sup> (Available)
- Ventilated Front Seats (Available)
- Wireless Apple CarPlay™<sup>(16)</sup> iPhone® Integration and Android Auto™<sup>(15)</sup> Compatibility
- Wireless Charging Pad (Available)

### SAFETY & SECURITY

- Seven Air Bags,<sup>(31)</sup> including Rear-Seat-Mounted Side
- 360° Surround-View Camera<sup>(4)</sup> with Front and Rear Lens Washers (Available)
- Active Driving Assist System<sup>(5)</sup>
- Active Lane Management System<sup>(5)</sup>
- Adaptive Cruise Control (ACC) with Stop and Go<sup>(6)</sup>
- All-Speed Traction Control
- BSM<sup>(7)</sup> and Rear Cross-Path Detection System<sup>(4)</sup>
- Drowsy-Driver Detection<sup>(6)</sup>
- Full-Speed Forward Collision Warning Plus<sup>(9)</sup> and Advanced Brake Assist<sup>(9)</sup>
- Intersection Collision Assist System<sup>(11)</sup>
- ParkSense® Automated Parking System<sup>(12)</sup> (Available)
- ParkSense Front/Rear Park Assist with Stop<sup>(12)</sup> (Available)
- Pedestrian/Cyclist Emergency Braking<sup>(9)</sup>
- Rain-Sensitive Windshield Wipers
- Remote Start<sup>(27)</sup> System (Available)
- Side-Distance Warning (Available)

- Traffic Sign Information<sup>(13)</sup> (Available)
- Windshield Wiper De-Icer (Available)

### FLEET ONLY FEATURES:

- Mobile Office Group – 115-volt auxiliary power outlet
  - Charge-only, Type-C, second-row, dual USB ports
  - Security Alarm<sup>(34)</sup>
- Mopar® Foldable Cargo Shade

### EXTERIOR DIMENSIONS<sup>(33)</sup>

Wheelbase	113
Overall Length	188.1
Overall Width	83.6
Overall Height (At roof rail)	67.5
Ground Clearance	8
Approach Angle (deg)	19.6
Departure Angle (deg)	29.4
Breakover Angle (deg)	18.8
Turning Diameter (curb-to-curb; ft)	40.3
Front Track	64.2
Rear Track	64.3
Curb Weight (lb)	4,295

### TOWING<sup>(29)</sup>

Maximum Towing (lb; when properly equipped) – 1.6L Turbo HEV	3,500
--------------------------------------------------------------	-------

### INTERIOR DIMENSIONS<sup>(33)</sup>

First Row	
– Headroom (without / with sunroof)	40.3 / 38
– Legroom	41.3
– Shoulder room	57.7
– Hip room	55.4
Second Row	
– Headroom (without / with sunroof)	40.2 / 38.1
– Legroom	38.5
– Shoulder room	57.6
– Hip room	55.1
Cargo Volume (cu ft) – Behind second row	33.6
– Second row folded	68.3
SAE Total Interior Passenger Volume (cu ft)	107.4
SAE Total Passenger Plus Cargo Volume (cu ft)	141
Seating Capacity (max occupants)	5
Fuel Tank Capacity (gal)	13.7

### ENGINES

### HORSEPOWER\*

### TORQUE\*

1.6L Turbo HEV (SAE Net)	177 hp @ 5,500 rpm	221 lb-ft @ 2,000 - 3,500 rpm
– Total Combined Output	210 hp @ TBD rpm	230 lb-ft @ TBD rpm

\*Based on 2026MY specifications.

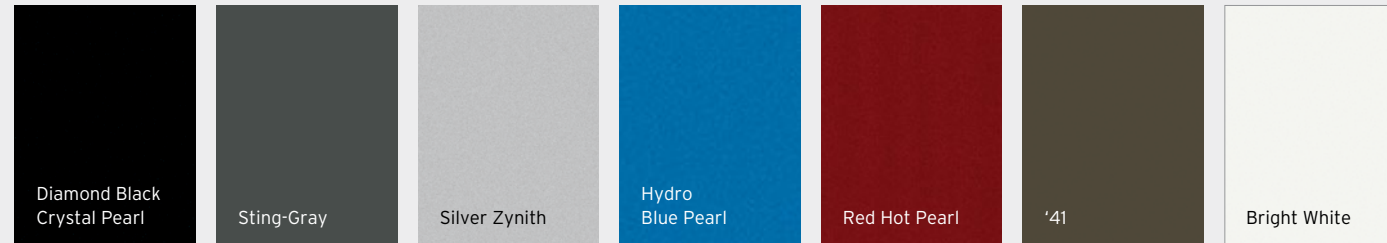
### FUEL ECONOMY<sup>(28)</sup>

Fuel Economy	City / Hwy / Combined
– 1.6L Turbo HEV	42 / 33 / 37



# 2026 JEEP® CHEROKEE HYBRID

## EXTERIOR PAINT COLORS



### STANDARD FEATURES AND OPTIONS

	Base	Laredo	Limited	Overland®
<b>CPOS PACKAGE</b>	2TL	2TF	2TG	2TQ
<b>ENGINE / TRANSMISSION</b>				
1.6L I-4 Turbo Hybrid Electric Vehicle (HEV) Engine with Electronic Variable Transmission (EVT) (EJN/DGM)	•	•	•	•
<b>MECHANICAL FEATURES / CAPABILITY</b>				
Axle - Conventional differential rear axle (DS8)	•	•	•	•
Battery - 550-amp maintenance-free (BCD)	•	•	•	•
– 400-volt; 1.08-kWh battery pack	•	•	•	•
– Battery run-down protection (BCS)	•	•	•	•
Engine Cooling - Standard-duty (NMB)	•	•	•	•
Engine Oil Cooler (NHA)	•	•	•	•
4x4 Drive System - Jeep Active Drive I (DK2)	•	•	•	•
Fuel-Filler Door - Power-locking (XJA)	•	•	•	•
Push-Button Start (GX4)	•	•	•	•
Selec-Terrain® Traction Management System - Toggle switch for traction control settings: Sport, Auto, Snow and Sand/Mud (XAB)	•	•	•	•
Suspension - Normal-duty (SDA)	•	•	•	•
<b>EXTERIOR FEATURES</b>				
Accents - Door cladding mold-in-color Black (MJZ)	•	•	•	•
– Dark Neutral Gray badging (MEQ)	•	•	•	•
– Front fascia upper - Body-color (MBA)	•	•	•	•
– Front fascia lower D-ring bezels (MP2)	•	•	•	•
– Rear fascia upper - Body-color (MBC)	•	•	•	•
– Rear fascia lower - Mold-in-color Black with hitch cover (MLV/MLR)	•	•	•	•

### STANDARD FEATURES AND OPTIONS

	Base	Laredo	Limited	Overland®
<b>CPOS PACKAGE</b>	2TL	2TF	2TG	2TQ
<b>EXTERIOR FEATURES (CONTINUED)</b>				
Accents (continued) - Wheel flares - Mold-in-color Black (MHB)	•	•	•	•
– On-road front fascia lower - Mold-in-color Black (MLD)	•	•	•	•
– Black-painted liftgate (packaged with hands-free power liftgate) (MPB)			P	•
– Sill molding lower - Mold-in-color Black (MRF)	•	•	•	•
– Mopar® Splash Guards - Front (packaged with Mopar Finishing Package) (MKM)	P	P	P	P
Antenna - Accent-color shark-fin (RD3)	•	•	•	•
Daylight Opening (DLO) Moldings - Lower, Dark Neutral Metallic (MMF)	•	•	•	•
Door Handle - Body-color, flush (MNK)	•	•	•	•
Exhaust System - Single, hidden exhaust tip (NEH)	•	•	•	•
Glass - Deep-tint sunscreen (GEG)	•	•	•	•
– Acoustic windshield (GAK)	•	•	•	•
Grille - Gloss Black surround upper with Dark Neutral Gray rings (MAH)	•	•	•	•
– Active grille shutters (MDX)	•	•	•	•
– Secondary grille shutters (MDY)	•	•	•	•
Lighting - LED low/high reflector headlamps (LM3)	•	•	•	•
– LED front fog lamps (LNV)		•	•	•
– Automatic headlamps (LMG)	•	•	•	•
– Automatic High-Beam Headlamp Control (LMS)	•	•	•	•
– LED daytime running lamp (DRL) system (LPJ)	•	•	•	•
– Headlamp-off time delay (LHD)	•	•	•	•
– LED taillamps (LAY)	•	•	•	•
– Proximity approach/departure lamps; includes exterior door handle approach lamps (LNR/LC2)				•
– Turn signal on outside mirror (LEB)			•	•

• = Standard. 0 = Optional. P = Available with Package noted. F = Fleet only.



# 2026 JEEP® CHEROKEE HYBRID

## STANDARD FEATURES AND OPTIONS

### CPOS PACKAGE

#### EXTERIOR FEATURES (CONTINUED)

	Base	Laredo	Limited	Overland®
	2TL	2TF	2TG	2TQ
Mirrors – Power-adjust, power-heated, manual-folding in Gloss Black (GTF)	•	•		
– Power multifunction foldaway, power-heated in Gloss Black with courtesy lamps and turn signals (GUU)			•	
– Power multifunction foldaway, power-heated in Gloss Black with memory, courtesy lamps and turn signals (GUU)				•
– Power multifunction foldaway, power-heated in Gloss Black with memory, courtesy lamps, turn signals and auto-dimming exterior driver’s-side mirror (packaged with Advanced Pro Tech Group) (GUU/GNZ)				P
Liftgate – Power (JRC)			•	•
– Hands-free power; includes Black-painted liftgate accent (packaged with Tech Group) (XZZ/MPB)			P	•
Roof – Body-color (MXU)	•	•	•	•
– Black (packaged with Two-Tone Paint Group) (MXS)				O/P
Roof Rails – Mold-in-color Black (MW1)	•	•	•	•
Sunroof – Power, dual-pane panoramic (GWJ)			O	•
Tires – 225/60R18 BSW All-Season (A/S) (TMY)	•	•	•	
– 225/60R18 BSW Touring (TWS)		O	O	
– 235/50R20XL A/S Performance (TLC)				•
– Tire Service Kit (XFP/TBF)	•	•	•	•
– Compact spare (packaged with Trailer Tow Group) (TBC)	O	O	O/P	O/P
Wheels – 18-inch machined-face painted aluminum (WBA)	•	•	•	
– 20-inch machined-face painted aluminum (WBK)				•
Windows – Rear, defroster (GFA)	•	•	•	•
Wiper System – Rain-sensitive windshield wipers (JHC)	•	•	•	•
– Windshield wiper de-icer (packaged with Advanced Pro Tech Group) (NHL)				P
– Rear window wiper/washer (JHB)	•	•	•	•

#### INTERIOR FEATURES

Accents – Mold-in-color etching on instrument panel	•	•	•	•
– Light Tungsten interior stitching	•	•		
– Cognac interior stitching (CJC)			•	•
– Bright front-door sill scuff pads (CLT)				•
Air Conditioning – Dual-Zone automatic temperature control; includes humidity sensor and cabin filter (HAF/XXT/JMD)	•	•	•	•
Assist Handle – Passenger (CSR)	•	•	•	•
Cargo Area – Tie-down loops (four) (CKT)	•	•	•	•
– Overhead cargo area LED lighting (LCP)	•	•	•	•
– Mopar® Foldable Cargo Shade (CSD)	F	F	F	F
– Mopar Cargo Area Liner (packaged with Mopar Interior Protection Group) (CMK)	P	P	P	P
Cluster – 10.25-inch digital, full-color Driver Information Display (JAU)	•	•	•	•
– Map-in-cluster display (included with Tech Group) (JBA)			P	•

## STANDARD FEATURES AND OPTIONS

### CPOS PACKAGE

#### INTERIOR FEATURES (CONTINUED)

	Base	Laredo	Limited	Overland®
	2TL	2TF	2TG	2TQ
Console – Full-length front floor console with concealable front storage bin and armrest storage bin (CUF)	•	•	•	•
– Mini overhead console (CUD)	•	•	•	•
– Wireless charging pad (RFX)			•	•
– Air vents on rear of center console for rear passengers (XGA)	•	•	•	•
Cup Holders – Included with full-length front floor console (CUF)	•	•	•	•
– Rear seat with pull-down to armrest with cup holders (CSN)	•	•	•	•
Floor Mats – Front and rear (CLE)	•	•	•	•
– All-season (packaged with Mopar Interior Protection Group) (CLF)	P	P	P	P
Glove Box (JKH)	•	•	•	•
– Lamp (LBC)			•	•
Lighting – Front reading/map lamps (LBG)	•	•	•	•
– Rear reading/courtesy lamps (LBH)	•	•	•	•
– Illuminated entry (LAC)	•	•	•	•
Memory Systems – Driver’s seat, radio, side mirrors and climate control systems (LEZ)				•
Mirrors – Rearview day/night (GNA)	•	•		
– Rearview, auto-dimming (GNK)			•	•
– Digital rearview auto-dimming display (packaged with Advanced Pro Tech Group) (GRG)				P
– Sun visor with illuminated mirrors (GNC)	•	•	•	•
Active Noise Control System (JLW)	•	•	•	•
Power Outlet – 12-volt auxiliary (JJJ)	•	•	•	•
– 12-volt auxiliary in rear (JJM)	•	•	•	•
– 115-volt auxiliary (included with Mobile Office Group) (JKV)	F	F		•
Seating – Premium cloth in Global Black (*P7)	•			
– Embossed cloth with Labrinth pattern in Global Black or Black/Arctic (*C2)		•		
– Perforated Capri leatherette with perforations in Global Black or Black/Arctic (*C6)			•	
– Perforated Capri leatherette with Apex perforations in Global Black or Black/Arctic (*D3)				•
Seats, Front – Driver’s seat - Manual-adjust six-way (JVB)	•			
– Driver’s seat - Power-adjust eight-way; includes power two-way lumbar-adjust (JVG/JPE)		•	•	•
– Front-passenger seat - Manual-adjust four-way (JWA)	•	•		
– Front-passenger seat - Power-adjust six-way with power two-way lumbar-adjust (JWF/JRP)			•	
– Front-passenger seat - Power-adjust eight-way with power two-way lumbar-adjust (JWG/JRP)				•
– Ventilated - Driver’s and front-passenger (included with Advanced Pro Tech Group) (CAJ)				P
– Heated (JPM)		•	•	•
– Passenger seatback map pocket (CS9)	•	•	•	•
– Two-way front head restraints <sup>(36)</sup> (CBD)	•	•	•	•
– Front height-adjustable shoulder belts (CGD)	•	•	•	•

• = Standard. O = Optional. P = Available with Package noted. F = Fleet only.



# 2026 JEEP® CHEROKEE HYBRID

## STANDARD FEATURES AND OPTIONS

### CPOS PACKAGE

#### INTERIOR FEATURES (CONTINUED)

	Base	Laredo	Limited	Overland®
	2TL	2TF	2TG	2TQ
Seats, Second-Row – 60/40 split-folding seat with pull-down center-seat armrest with cup holders (CFN)	•	•	•	•
– Heated (packaged with Advanced Pro Tech Group) (JPZ)				P
– Heat ducts (XGR)	•	•	•	•
– Air vents - Located behind center console (XGA)	•	•	•	•
– Three rear-seat head restraints <sup>(36)</sup> (CSH)	•	•	•	•
Speed-Sensitive Power Door Locks (JPH)	•	•	•	•
Steering – Electric power; tilt/telescoping column (SBL/SUD)	•	•	•	•
Steering Wheel – Premium-wrapped (SCJ)	•	•	•	•
– Heated (NHS)			•	•
– Mounted audio controls (RDZ)	•	•	•	•
Universal Garage Door Opener (XGD)			•	•
Windows – Power front windows, one-touch up-and-down (JP3)	•	•	•	•

#### UCONNECT® MULTIMEDIA

4G LTE Wi-Fi Hotspot <sup>(23)</sup> (RTQ)	•	•	•	•
Alexa Built-In <sup>(14)</sup> (packaged with Tech Group) (RFN)			P	•
Wireless Apple CarPlay <sup>TM(16)</sup> iPhone® Integration and Android Auto <sup>TM(15)</sup> Compatibility (RFP/RF5)	•	•	•	•
Bluetooth® Hands-Free Phone and Audio (RTE)	•	•	•	•
Integrated Voice Command with Bluetooth (included with Uconnect 5 NAV with 12.3-inch Touchscreen Display) (XRB)			P	•
Media Device Connections – Front-row dual, full-function, Type-C (RSF)	•	•	•	•
– Second-row dual, Type-C, charge-only (packaged with Mobile Office Group) (RS2)	F	•	•	•
Speakers – Six (RCG)	•	•	•	•
– Premium Alpine® Audio System with nine amplified speakers, including subwoofer (packaged with Tech Group) (RC3)			P	•
Uconnect 5 with 12.3-inch Display – Includes 12.3-inch touchscreen display, wireless Apple CarPlay <sup>(16)</sup> iPhone integration and Android Auto <sup>(15)</sup> compatibility, Bluetooth hands-free phone and audio, integrated center stack radio, SiriusXM® Radio, <sup>(21)</sup> SiriusXM with 360L <sup>(21)</sup> and Jeep Connect <sup>(17)</sup> with 4G LTE Wi-Fi Hotspot <sup>(23)</sup> (UBP)	•	•	•	•
Uconnect 5 NAV with 12.3-inch Display – Includes 12.3-inch touchscreen display with GPS Navigation, <sup>(25)</sup> HD radio, map-in-cluster display, Off-Road Information Pages, Integrated Voice Command with Bluetooth, integrated center stack radio, SiriusXM Radio, <sup>(21)</sup> SiriusXM with 360L <sup>(21)</sup> Jeep Connect <sup>(17)</sup> with 4G LTE Wi-Fi Hotspot, <sup>(23)</sup> Alexa Built-In, <sup>(14)</sup> and Connected Travel and Traffic Services <sup>(22)</sup> (included with Tech Group) (UBX)			P	•

#### SAFETY & SECURITY

Air Bags <sup>(31)</sup> (seven total) – Advanced multistage front (CG3)	•	•	•	•
– Supplemental full-length front and rear side curtain (CJ2)	•	•	•	•
– Supplemental front-seat-mounted side (CJ1)	•	•	•	•
– Supplemental rear-seat-mounted side (CJ7)	•	•	•	•
– Driver's inflatable knee-bolster (CGY)	•	•	•	•

## STANDARD FEATURES AND OPTIONS

### CPOS PACKAGE

#### SAFETY & SECURITY (CONTINUED)

	Base	Laredo	Limited	Overland®
	2TL	2TF	2TG	2TQ
Braking Systems – Antilock four-wheel disc (BRY)	•	•	•	•
– Brake Regeneration System	•	•	•	•
– Pedestrian/Cyclist Emergency Braking <sup>(9)</sup> (LST)	•	•	•	•
– Full-Speed Forward Collision Warning Plus <sup>(9)</sup> - Includes Advanced Brake Assist <sup>(9)</sup> (LSU)	•	•	•	•
– Advanced Brake Assist <sup>(9)</sup> (packaged with Full-Speed Forward Collision Warning Plus <sup>(9)</sup> ) (BGG)	•	•	•	•
– Electric Park Brake (XC4)	•	•	•	•
– Ready Alert Braking (BHD)	•	•	•	•
– Hold 'n Go (BHG)	•	•	•	•
Cruise Control Systems – Adaptive Cruise Control (ACC) with Stop and Go <sup>(6)</sup> (NHZ)	•	•	•	•
– Rough-Road Cruise Control (BNZ)	•	•	•	•
Driver Assist Systems – Active Driving Assist System <sup>(5)</sup> (SJJ)	•	•	•	•
– Active Lane Management System <sup>(5)</sup> (XNW)	•	•	•	•
– Intersection Collision Assist System <sup>(11)</sup> (XPS)	•	•	•	•
– Traffic Sign Information <sup>(13)</sup> (packaged with Tech Group) (SJF)			P	•
– High-Speed Overtake Warning (SJG)	•	•	•	•
– Blind Spot Monitoring (BSM) <sup>(7)</sup> and Rear Cross-Path Detection System <sup>(4)</sup> (XAN)	•	•	•	•
– Side-Distance Warning (XAJ)				•
– Drowsy-Driver Detection <sup>(6)</sup> (XNM)	•	•	•	•
– Acoustic Vehicle Alert System (MN2)	•	•	•	•
– Enhanced Accident Response System (LSE)	•	•	•	•
– Hill Start Assist (BNG)	•	•	•	•
Entry/Security Systems – Four-door passive entry, front-door locks (GX7)	•	•	•	•
– Remote Start <sup>(27)</sup> System (XBM)			•	•
– Security alarm <sup>(34)</sup> (packaged with Mobile Office Group) (LSA)	F	F	•	•
Park Assist Systems – ParkSense® Rear Park Assist System with Stop <sup>(12)</sup> (XH3)	•	•	•	•
– ParkSense Front/Rear Park Assist with Stop <sup>(12)</sup> (XH4)				•
– ParkSense Automated Parking System <sup>(12)</sup> (packaged with Advanced Pro Tech Group) (XPM)				P
Camera Systems – ParkView® Rear Back-Up Camera <sup>(4)</sup> with active grid lines (XAC)	•	•	•	•
– 360° Surround-View Camera System <sup>(4)</sup> (packaged with Advanced Pro Tech Group) (XAK)				P
– Front and rear camera washer (packaged with Advanced Pro Tech Group) (XDR/JHE)				P
Seat Belt and Door Systems – Front-passenger seat belt alert (LAX)	•	•	•	•
– Rear-seat reminder alert (JFB)	•	•	•	•
– Child Seat Anchor System - LATCH-ready (CGU)	•	•	•	•
Traction Control Systems – Electronic Stability Control (ESC) <sup>(8)</sup> (BNB)	•	•	•	•
– All-Speed Traction Control (BNP)	•	•	•	•
– Electronic Roll Mitigation (BNS)	•	•	•	•



## 2026 JEEP® CHEROKEE HYBRID

### STANDARD FEATURES AND OPTIONS

	Base	Laredo	Limited	Overland®
	2TL	2TF	2TG	2TQ
<b>CPOS PACKAGE</b>				
<b>SAFETY &amp; SECURITY (CONTINUED)</b>				
Trailer Systems – Trailer hitch zoom (included with Trailer Tow Group) (XNQ)			P	P
– Class III hitch receiver (included with Trailer Tow Group) (XFJ)			P	P
– Seven- and four-pin wiring harness (included with Trailer Tow Group) (XF2)			P	P
– Blind Spot Monitoring (BSM) <sup>(7)</sup> with Trailer Detection System <sup>(4)</sup> (included with Trailer Tow Group) (XPV)			P	P
– Trailer Sway Damping <sup>(8)</sup> (BNT)	•	•	•	•
Tire Systems – Tire Pressure Monitoring Display (XGM)	•	•	•	•
– Tire-fill alert (LAW)	•	•	•	•
– Selectable tire-fill alert (LA5)	•	•	•	•
– Lock-on-sync tire pressure sensor (CXG)	•	•	•	•

### STANDARD FEATURES AND OPTIONS

	Base	Laredo	Limited	Overland®
	2TL	2TF	2TG	2TQ
<b>CPOS PACKAGE</b>				
<b>PACKAGES / EQUIPMENT GROUPS</b>				
Advanced Pro Tech Group – Includes ventilated front seats, heated second-row seats, digital rearview auto-dimming display mirror, 360° Surround-View Camera System <sup>(4)</sup> with front and rear back-up camera washer, windshield wiper de-icer, auto-dimming exterior driver mirror and ParkSense® Automated Parking System <sup>(12)</sup> (ADS)				0
Mobile Office Group – Includes security alarm, <sup>(34)</sup> 115-volt auxiliary power outlet and rear dual, charge-only, Type-C USB ports (AFT)	F	F		
Mopar® Finishing Package – Includes Mopar Paint Protection Film and Mopar Front and Rear Splash Guards (ACX)	0	0	0	0
Mopar Interior Protection Group – Includes Mopar Cargo Area Liner and Mopar All-Season Floor Mats (AFY)	0	0	0	0
Tech Group – Includes Premium Alpine® Audio System with nine amplified speakers with subwoofer, Alexa Built-In, <sup>(14)</sup> Uconnect® 5 NAV with 12.3-inch touchscreen display, GPS Navigation, <sup>(25)</sup> map-in-cluster display, Off-Road Information Pages, HD radio, Integrated Voice Command with Bluetooth, <sup>(8)</sup> Jeep Connect <sup>(17)</sup> with 4G LTE Wi-Fi Hotspot, <sup>(23)</sup> Connected Travel and Traffic Services, <sup>(22)</sup> hands-free power liftgate with Black-painted liftgate and Traffic Sign Information <sup>(13)</sup> (AGR)				0
Trailer Tow Group – Includes Class III hitch receiver, seven- and four-pin wiring harness, compact spare tire, trailer hitch zoom and BSM <sup>(7)</sup> with Trailer Detection System <sup>(4)</sup> (AHC)				0 0
Two-Tone Paint Group – Includes Gloss Black-painted roof (APP)				0





# 2026 DODGE CHARGER



### SELECT FEATURES

- 3.0L Twin Turbo SIXPACK High-Output (HO) Engine
- 8-Speed Automatic Transmission
- 10.25-inch Digital Cluster
- 11-kW Onboard Charger (Battery Electric Vehicle (BEV))
- 12.3-inch Uconnect® 5 Touchscreen Radio
- 60/40 Split-Folding Rear Seat
- 100.5-kWh Battery (BEV)
- 400-volt BEV
- Alpine® Nine-Speaker Audio System plus Subwoofer with 506-watt Amplifier
- Automatic All-Wheel Drive (AWD)
- Black Headliner and A-Pillar
- Body-Color Flush-Mounted Door Handles
- Bright Tip Dual Exhaust
- Different Front and Rear Fascias
- Dodge Connect<sup>(17)</sup>
- Dodge Signature LED Taillamps
- Dual-Zone Automatic Temperature Control
- Eight-Way Power Driver's Seat
- Electric Vehicle (EV) Pages (BEV)
- Enabled with Amazon Alexa<sup>(14)</sup>
- Exterior Power, Heated Mirrors with Gloss Black Caps
- Fratzonic Chambered Exhaust (BEV)
- Front Aero R-Wing (BEV)
- Front and Rear Axle 250-kW Electric Drive Motors (EDM) (BEV)

- Gloss Black Roof
- Heated, Cloth/Leatherette Performance Seats
- Heated, Flat Bottom/Flat Top Steering Wheel with Paddle Shifters
- Interior Sound Enhancement
- Keyless Enter 'n Go™ with Push-Button Start
- L1/L2 Charging Cable
- LED Courtesy Lighting (doors and puddle lamps)
- LED Reflector-Type Headlamps
- Limited-Slip Differential
- Lit Front and Rear "Fratzog" Emblems
- Manual Tilt/Telescoping Steering Column
- Overhead Console with LED Map Lights and Sun Glass Holder
- Paddle Shifters
- Passive Entry Front Doors
- Performance Hood with Heat Extractor (ICE)
- Performance Pages 2.0
- Pistol Grip Shifter
- PowerShot Push to Unlock +30 kW (+40 hp) (BEV)
- Rear Hatch Cargo Shade
- Sport/Snow/Eco/Valet Drive Modes
- Techno-Leather Steering Wheel, Instrument Panel and Door Uppers
- Three-Month SiriusXM® Trial<sup>(21)</sup>
- Tire Inflator Kit
- Two-Way Power Lumbar-Adjust
- Uconnect® 5 with Navigation
- Wireless Apple CarPlay™<sup>(16)</sup>/Android Auto™<sup>(15)</sup>

### SAFETY & SECURITY

- Active Driving Assist System<sup>(5)</sup>
- Active Lane Management System<sup>(5)</sup>
- Adaptive Cruise Control (ACC) with Stop and Go<sup>(6)</sup>
- Blind Spot Monitoring (BSM)<sup>(7)</sup> and Rear Cross-Path Detection System<sup>(4)</sup>
- Drowsy-Driver Detection<sup>(6)</sup>
- Full-Speed Forward Collision Warning Plus<sup>(9)</sup> and Automatic Emergency Braking<sup>(9)</sup> with Vulnerable Road User Detection<sup>(9)</sup>
- Traffic Sign Recognition<sup>(13)</sup>

### AVAILABLE FLEET FEATURES

- 360° Surround-View Camera System<sup>(4)</sup>
- Front Tire-to-Curb Camera
- Front-/Rear-/Side-Distance Warning
- ParkSense® Camera Activation<sup>(12)</sup>
- Turn Signal-Activated Blind-Spot View<sup>(4)</sup>

### AVAILABLE FLEET PACKAGES

- Carbon & Suede Package
- Track Package
- Two-Piston Floating Base Brake Package

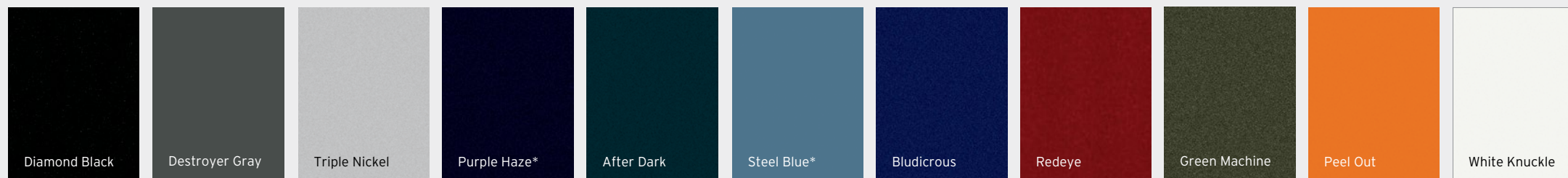
MOTOR	HORSEPOWER <sup>(32)</sup>	TORQUE <sup>(32)</sup>
Peak Power Base/PowerShot	630 hp / 670 hp (470 kW / 500 kW) (Scat Pack)	627 lb-ft (Scat Pack)
3.0L Twin Turbo SIXPACK HO 8-speed AWD (Charger Scat Pack)	550 hp @ 6,200 rpm	531 lb-ft @ 3,500 rpm

MILEAGE <sup>(35)</sup>	
Range	260-mile (Scat Pack) / 332-mile (Scat Pack)



## 2026 DODGE CHARGER

### EXTERIOR PAINT COLORS



\*Limited availability.

EXTERIOR DIMENSIONS <sup>(33)</sup>	
Overall Length	206.6
Overall Width (without mirrors)	79.8/79.8
Height	59.2
Turning Diameter (max; ft)	40
Front Track	68.4
Rear Track	68.7
Base Curb Weight (lb)	5,838
Wheelbase	121
Front Overhang	29.9
Rear Overhang	46.8

INTERIOR DIMENSIONS <sup>(33)</sup>	
First Row	
- Headroom	39.1
- Legroom	42.6
- Shoulder room	59.5
- Hip room	56.3
Second Row	
- Headroom	36.9
- Legroom	37.2
- Shoulder room	57.6
- Hip room	56.1
Total Interior Volume (cu ft)	103.1
Cargo Volume Seatbacks Up (cu ft)	22.7
Cargo Volume Seatbacks Down (cu ft)	37.4
Seating Capacity (max occupants)	5





# 2026 DODGE CHARGER

## STANDARD FEATURES AND OPTIONS

	Scat Pack Two Door	Scat Pack Plus Two Door	Scat Pack Four Door	Scat Pack Plus Four Door
<b>CPOS</b>	<b>22P</b>	<b>22B</b>	<b>25S</b>	<b>25F</b>
<b>POWERTRAIN</b>				
400-volt 250-/250-kW Electric Drive Motors (EDM) (ELD)	•	•	•	•
8-Speed Automatic Transmission (DC1)	•	•	•	•
<b>MECHANICAL FEATURES</b>				
All-Wheel Drive (AWD)	•	•	•	•
Battery and Charging – 100.5-kWh (BPF)	•	•	•	•
– L2 combo charging cord (XDS)	•	•	•	•
Brake System – Four-wheel disc Antilock Brake System (ABS), All-Speed Traction Control, Electronic Brake-Force Distribution (EBD) and Brake Assist <sup>(9)</sup> (BR2)	•	•	•	•
– Brembo <sup>®</sup> six-piston fixed front calipers and floating rear calipers (BRU)	•	•	•	•
– Red-painted Brembo six-piston fixed front calipers and fixed Brembo four-piston rear calipers (included with Track Package) (BRN)	P	P	P	P
Drive Modes – Auto/Eco/Sport/Wet-Snow/Valet (XHK)	•	•	•	•
– Drag/Track Mode (XE1/XVR)	•	•	•	•
Electronic Stability Control (ESC) <sup>(6)</sup> (BNB)	•	•	•	•
Exhaust System – Fratzonic chambered exhaust (JLX)	•	•	•	•
Launch Control (BGL)	•	•	•	•
Steering Wheel-Mounted Paddle Shifters (XBQ)	•	•	•	•
Performance Pages (via Uconnect <sup>®</sup> 5 system) (JA5)	•	•	•	•
PowerShot (DHS)	•	•	•	•
Race Prep (XX4)	•	•	•	•
Drift/Donut Mode (XCF/XDN)	•	•	•	•
Remote Climate Control Activation (XBR)	•	•	•	•
Steering – Electric power steering (EPS) (SBL)	•	•	•	•
Suspension – High-Performance Suspension (SDX)	•	•	•	•
– Competition Suspension (included with Track Package) (SDN)	P	P	P	P
Dual-Valve Adaptive Damping Shocks (included with Track Package) (SMC)	P	P	P	P
Tire Fill Alert System (XFP)	•	•	•	•

## STANDARD FEATURES AND OPTIONS

	Scat Pack Two Door	Scat Pack Plus Two Door	Scat Pack Four Door	Scat Pack Plus Four Door
<b>CPOS</b>	<b>22P</b>	<b>22B</b>	<b>25S</b>	<b>25F</b>
<b>EXTERIOR FEATURES</b>				
Antenna – Flat satellite design (JPL)	•	•	•	•
Badges (fender) – Scat Pack “Bee” (M1V)	•	•	•	•
– Scat Pack “Bee” Dark Finish (Included with Blacktop Package) (M17)	P	P	P	P
Door Handles, Flush Body-Color with Keyless Enter ‘n Go™ (MN1)	•	•	•	•
Glass – Acoustic windshield and front windows (GAK/GAP)	•	•	•	•
– Privacy rear windows (GAM)	•	•	•	•
Headlamps/Taillamps – Automatic on/off (LMG)	•	•	•	•
– LED headlamps (LM3)	•	•	•	•
– LED-illuminated daytime running lamps (DRLs) with park and turn indicators (LP2)	•	•	•	•
– Auto High-Beam Headlamp Control (LMS)	•	•	•	•
– Lit front Fratzog badge (ME3)	•	•	•	•
– Premium LED headlamps with signature DRL (LM6)		•		•
Hood – Performance (MC9)	•	•	•	•
– Gloss Black-painted (MYZ)	O	O	O	O
Liftgate – Keyless power liftgate with programmable height (JRC)		•		•
Mirrors – Gloss Black power-heated (GPK/LE1)	•	•	•	•
– Carbon fiber power-heated (included with Carbon & Suede Package) (GPP/LE1)		P		P
– Blind-Spot Monitoring <sup>(7)</sup> lights (XAN)	•	•	•	•
Roof – Sculpted, Gloss Black-painted steel (MXU)	•	•	•	•
– Full-length glass (MKS)		P		P
Spoiler – Gloss Black (included with Track Package) (XP1)	P	P	P	P
Stripes – Fratzog dual stripes with Red accents (MPE)	O	O	O	O
Tires – 305/35ZR20XL Goodyear <sup>®</sup> Eagle Sport All-Season (A/S) (TPL)	•	•	•	•
– Front 305/35ZR20XL/Rear 325/35ZR20 Goodyear Eagle Sport A/S (included with Track Package) (TPN)	P	P	P	P
– Front 305/35ZR20XL/Rear 325/35ZR20 Goodyear Eagle F1 Supercar 3 (optional with Track Package) (TPT)	O/P	O/P	O/P	O/P
Wheels (aluminum) – 20x11-inch Satin Carbon (WSS)	•	•	•	•
– 20x11-/11.5-inch Satin Carbon (included with Track Package) (WC1)	P	P	P	P
– 20x11-inch Luster (included in Carbon & Suede Package) (WSG)		P		P
– 20x11-/11.5-inch Luster (included with Carbon & Suede Package and Track Package) (WC5)		P		P
Windows – Power with driver’s and passenger one-touch auto up/down (JP3)	•	•	•	•

• = Standard. O = Optional. P = Available with Package noted. F = Fleet only.



# 2026 DODGE CHARGER

STANDARD FEATURES AND OPTIONS	Scat Pack Two Door	Scat Pack Plus Two Door	Scat Pack Four Door	Scat Pack Plus Four Door
CPOS	22P	22B	25S	25F
<b>EXTERIOR FEATURES (CONTINUED)</b>				
Windshield Wipers – Rain-sensitive (JHC)	•	•	•	•
– Variable/intermittent (JHA)	•	•	•	•
<b>INTERIOR FEATURES</b>				
Climate Control – Dual-Zone automatic temperature control with humidity sensor (HAF/XXT)	•	•	•	•
Cup Holders – Rear cup holder integrated on central armrest (CSN)	•	•	•	•
Defroster – Rear-window	•	•	•	•
Door Locks – Power, speed-sensitive (JPH)	•	•	•	•
Driver Information Display – 12.3-inch central display (RHY)	•	•	•	•
Floor Mats– Front and rear (CLZ)	•	•	•	•
Frunk (NND)		•		•
Headliner – All-Black headliner and interior trim (CHK)	•	•	•	•
– Black suede headliner and A-pillar (included with Carbon & Suede Package) (CHG)		P		P
Instrument Cluster Display – 16-inch free-standing cluster (JAR)	•	•	•	•
– Tire Pressure Monitoring System (XGM)	•	•	•	•
Lighting, Interior – Attitude Adjustment (LBZ)		•		•
– Driver’s and passenger lower ambient LED lamps (LCV)		•		•
– LED front and rear map lights (LBU)		•		•
– Front overhead LED lighting (LHJ)	•	•	•	•
– Glove box lamp (included with Plus Group) (LBC)		•		•
– Cargo area lamps (LDB)	•	•	•	•
Mirrors – Auto-dimming rearview (GNK)	•	•	•	•
– Visor vanity, illuminated, driver’s and passenger sides (GNC)	•	•	•	•
Power Outlets – 12-volt, located in center console (JKW)	•	•	•	•
Seats – Black cloth and leatherette (*J5)	•		•	
– High-back Black leather (*Y9)		O		O
– High-back Demonic Red leather (*Y9)		O		O
– High-back Black suede and leatherette (included with Track Package) (*Y7)	P	P	P	P
– High-back Demonic Red suede and leatherette (optional with Track Package) (*Y7)		O		O
– High-back Black suede and Nappa leather (included with Carbon & Suede Package) (*TH)		P		P
– High-back Demonic Red suede and Nappa leather (optional with Carbon & Suede Package) (*GL)		O		O

• = Standard. O = Optional. P = Available with Package noted. F = Fleet only.

STANDARD FEATURES AND OPTIONS	Scat Pack Two Door	Scat Pack Plus Two Door	Scat Pack Four Door	Scat Pack Plus Four Door
CPOS	22P	22B	25S	25F
<b>INTERIOR FEATURES (CONTINUED)</b>				
Shift Knob – Leather-wrapped (CVQ)	•	•	•	•
Steering Column – Manual tilt/telescoping (SUD)	•		•	
– Power tilt/telescoping (included with Plus Group) (SUB)		•		•
Steering Wheel – Flat-bottom, flat-top design, paddles, heated, PowerShot button, Drive Modes button (SC1)	•	•	•	•
Temperature Display – Outside (LAH)	•	•	•	•
Universal Garage Door Opener (XGD)	•	•	•	•
Wireless Charging Pad (RFX)		•		•
<b>UCONNECT® MULTIMEDIA</b>				
Amazon Alexa Integration <sup>(14)</sup> (RFN)	•	•	•	•
Audio Systems – Alpine® nine amplified speakers with subwoofer and amplifier (RC3)	•	•	•	•
– Alpine premium 18 speakers with subwoofer and amplifier (RCA)		O		O
Dodge Connect <sup>(17)</sup> – Connected services trials included (RTV)	•	•	•	•
Drive eXperience Recorder (included with Track Package) (JFC)	P	P	P	P
Drive Mode Pages (JLJ/JLK)	•	•	•	•
Dual Phone Connectivity (RTM)	•	•	•	•
Integrated Uconnect Voice Command (XRB)	•	•	•	•
Media Hub (includes two USB-C ports) (RSF)	•	•	•	•
SiriusXM® with 360L Radio <sup>(21)</sup> – Includes trial subscription (RTU)	•	•	•	•
Two Rear USB-C Ports (RS2)	•	•	•	•
Uconnect 5 with Navigation 12.3-inch Display – AM/FM radio system with wireless Apple CarPlay <sup>TM(16)</sup> and Android Auto, <sup>TM(15)</sup> SiriusXM Radio <sup>(21)</sup> with trial subscription included, TomTom® Connected Travel and Traffic Services, <sup>(22)</sup> integrated voice command with Bluetooth® 12.3-inch touchscreen for displaying music, climate controls and vehicle information, Bluetooth, streaming audio, Vehicle information pages, including technical gauges, driving story and Drive Mode information (UBX)	•	•	•	•
<b>SAFETY &amp; SECURITY</b>				
Active Driving Assist <sup>(5)</sup> (SJJ)	•	•	•	•
Active Lane Management <sup>(5)</sup> (XNW)	•	•	•	•
Adaptive Cruise Control with Stop and Go <sup>(6)</sup> (NHZ)	•	•	•	•



## 2026 DODGE CHARGER

STANDARD FEATURES AND OPTIONS	Scat Pack Two Door	Scat Pack Plus Two Door	Scat Pack Four Door	Scat Pack Plus Four Door
CPOS	22P	22B	25S	25F
<b>SAFETY &amp; SECURITY (CONTINUED)</b>				
Air Bags <sup>(31)</sup> – Advanced multistage front (CG3)	•	•	•	•
– Supplemental front-seat-mounted side (CJ1)	•	•	•	•
– Supplemental side-curtain, front and rear (CJ2)	•	•	•	•
– Driver's/passenger knee (CGY/CHF)	•	•	•	•
Automatic Pedestrian/Cyclist Emergency Braking <sup>(9)</sup> with Road User Detection (LST)	•	•	•	•
Blind Spot Monitoring (BSM) <sup>(7)</sup> with Rear Cross-Path Detection System <sup>(4)</sup> (XAN)	•	•	•	•
Advanced Brake Assist <sup>(9)</sup> (BGG)	•	•	•	•
Child Seat Anchor System (LATCH) (CGU)	•	•	•	•
Drowsy-Driver Detection <sup>(6)</sup> (XNM)	•	•	•	•
Electronic Stability Control (ESC) <sup>(8)</sup> – Includes Brake Assist <sup>(9)</sup> (BNB)	•	•	•	•
Electronic Park Brake – Automatic (XC4)	•	•	•	•
Full-Speed Forward Collision Warning <sup>(9)</sup> (LSU)	•	•	•	•
Head-Up Display (LBK)	•	•	•	•
Hill Start Assist (BNG)	•	•	•	•
ParkSense <sup>®</sup> Front, Side and Rear Park Assist System <sup>(12)</sup> with Adaptive Guidelines and Vehicle-Path Detection (XH4)	•	•	•	•
ParkView <sup>®</sup> Rear Back-Up Camera <sup>(4)</sup> (XAC)	•	•	•	•
ParkView 360° Surround-View Camera <sup>(4)</sup> (included with Plus Group) (XAK)		•		•
Rain Brake Support (BHC)	•	•	•	•
Ready Alert Braking (BHD)	•	•	•	•
Remote Keyless Enter 'n Go™ (GXD/GX7)	•	•	•	•

STANDARD FEATURES AND OPTIONS	Scat Pack Two Door	Scat Pack Plus Two Door	Scat Pack Four Door	Scat Pack Plus Four Door
CPOS	22P	22B	25S	25F
<b>SAFETY &amp; SECURITY (CONTINUED)</b>				
Seat Belt Alert – Driver's and front-passenger (LAX)	•	•	•	•
Security Alarm <sup>(34)</sup> (LSA)	•		•	
Security Alarm <sup>(34)</sup> with Intrusion Sensor (LSD)		•		•
<b>PACKAGES/EQUIPMENT GROUPS</b>				
Blacktop Package (AA3) – Includes 20x11-inch Black/Dark aluminum wheels (WRS/WC5/WSG), Dark Finish badging (M17) and dual exhaust with Black tips (NEP)	0	0	0	0
Carbon & Suede Package (ADZ) – Includes carbon fiber mirror caps (LFC); carbon fiber interior appliqués (XSQ); leather and suede high-back seats with power 12-way driver, power 12-way passenger, fixed head restraint, <sup>(36)</sup> four-way lumbar, heated, ventilated, driver's memory and high-performance seat cushion (*GL); suede headliner/pillar (CHG); and carbon fiber/suede-wrapped instrument panel (JAG)		0		0
Leatherette/Suede Performance Seats (*Y7)	0	0	0	0
Leather/Suede Performance Seats (*GL)	0	0	0	0
Mopar <sup>®</sup> All-Weather Package (ACX) – Includes Mopar Trunk Mat (CCM), Frunk Mat (CCN), Sill Guard (CLP) and All-Weather Mats (CLQ)	0	0	0	0
Alpine <sup>®</sup> Premium 18-speaker High-Performance Audio (RCA) – Includes 18 speakers with subwoofer and amplifier		0		0
Panoramic Glass Roof – Includes full-length glass roof (MKS)		0		0
Track Package (ANN) – Includes Drive eXperience Recorder (JFC), Red six-piston fixed front calipers (XSP) with 16-inch two-piece rotors and fixed rear calipers (BRN); 20x11-/11.5-inch wheels (WC1), 305/35R20 All-Season (A/S) BSW tires/325/35R20 A/S BSW tires (TPN), suede and leatherette high-back seats with power 12-way driver, power 12-way passenger, fixed head restraint, <sup>(36)</sup> four-way lumbar, heated, ventilated, driver's memory (LEL), high-performance seat cushion (*Y7), Gloss Black spoiler (MXP), widebody competition dual-valve adaptive damping suspension (SDN)	0	0	0	0
Dual Fratzog Stripe (MPE)	0	0	0	0

COMPARE + HEV

**JEEP® CHEROKEE HYBRID**

Trims	Base / Laredo / Limited / Overland®
MPG (city/hwy)	42 / 33 / 37 combined (HEV/gas) <sup>(28)</sup>
Total Range (miles)	506.9 <sup>(28)</sup>
Fuel Tank Capacity (gal)	13.7
Available Engines	1.6L Turbo HEV
Battery	400-volt, 1.08-kWh NCM-Graphite
Drivetrains	4x4
Cargo Volume (cu ft)	68.3 (with rear seats folded)
Curb Weight (lb)	4,295
Towing Capacity <sup>(29)</sup> (lb)	3,500
Ground Clearance	8



	RAM PROMASTER® EV	JEEP® WAGONEER S	DODGE CHARGER DAYTONA	FIAT® 500e
Trims	-	Limited	Scat Pack	Pop Edition/Icona Edition
MPGe <sup>(35)</sup> (city/hwy)	-	100/85	94/82 for the vehicle equipped with the 305/35ZR20-inch tires	127/104 for the vehicle equipped with 205/45R17 Summer tires
Total Range <sup>(35)</sup> (miles)	-	294	279 for the 305/35ZR20 tires	149 for the 205/45R17 Summer tires
Battery	400-volt/110-kWh	400-volt/100.5-kWh	400-volt/100.5-kWh	352-volt/42-kWh
Electric Drive Motor (EDM)	Front-Wheel Drive (FWD)	Four-Wheel Drive (4WD), Dual Motors	All-Wheel Drive (AWD)	Front-Wheel Drive (FWD)
Cargo Volume (cu ft)	524	30.6 (behind second-row seats) / 61 (behind first-row seats) / 130.1 (total passenger plus cargo volume)	22.75 (cargo volume seats up) / 37.39 (cargo volume with seats down) / 103.08 (passenger volume)	7.51 (EPA luggage compartment volume) / 101.2 (total interior volume)
Curb Weight (lb)	6,176 - 6,288	5,667	5,838	2,952
Towing Capacity <sup>(29)</sup> (lb)	-	3,500	-	-
Ground Clearance	-	6.4	5.5/5.6	4.48



## 2026 RAM PROMASTER® EV



### SELECT FEATURES

- Air Conditioning – Manual
- Auxiliary Power Outlet – Front, 115-volt (Available)
- Battery – 95-amp
- Battery Pack – 400-volt, 110-kWh
- Cargo Lamp – Rear, LED
- Electric Power Steering
- Fascia – Black exterior
- Fog Lamps – LED
- Front-Wheel Drive (FWD)
- LED Headlamps
- Push-Button Start
- Roll-Up Rear Door
- Roof Clearance Lamps – Front and rear
- Seats – Four-way manual-adjust driver’s bucket
- Speed Limiter – Dealer-activated
- Steering Column – Telescoping
- Steering Wheel – Heated, leather-wrapped
- Wheels – 16-inch steel
- Windows – Front, power with one-touch down feature
- Windshield – Heated

### SAFETY & SECURITY

- 360° Surround-View Camera System<sup>(4)</sup>
- Adaptive Cruise Control (ACC) with Stop and Go<sup>(6)</sup>
- Air Bags<sup>(31)</sup> – Driver’s
  - Supplemental front-seat side
  - Supplemental side-curtain front
- Blind Spot Monitoring (BSM)<sup>(7)</sup> and Rear Cross-Path Detection System<sup>(4)</sup>
- Drowsy-Driver Detection<sup>(6)</sup>
- Electric Parking Brake
- Electronic Stability Control (ESC)<sup>(8)</sup> – Includes All-Speed Traction Control, Brake-Lock Differential, Crosswind Assist, Electronic Roll Mitigation, Hill Start Assist and Trailer Sway Damping<sup>(8)</sup>
- Full-Speed Forward Collision Warning Plus<sup>(9)</sup> with Pedestrian/Cyclist Emergency Braking<sup>(9)</sup>
- Radio Mute on Reverse
- Security Alarm<sup>(34)</sup>

### AVAILABLE FLEET FEATURES

- Black-Painted Steel Wheels
- Factory-Activation/Rear-Speaker Wiring
- Orange Seat Belts
- Rear Back-Up Alarm
- White Noise Back-Up Alarm
- White-Painted Steel Wheels

BATTERY	HORSEPOWER <sup>(32)</sup> / DRIVING RANGE <sup>(28)</sup>	TORQUE <sup>(32)</sup>
All-Electric 110-kW	268 hp / up to 162-mile	302 lb-ft

EXTERIOR DIMENSIONS <sup>(33)</sup>	
<b>ProMaster EV</b>	
Wheelbase	159
Overall Length	250.6
Overall Width (body without mirrors / mirrors extended short arm / mirrors extended long arm)	82.1 / 97.8 / 112.4
Height (Cargo Van / Step Van)	102.7 - 111.5
Turning Diameter (ft)	46.8

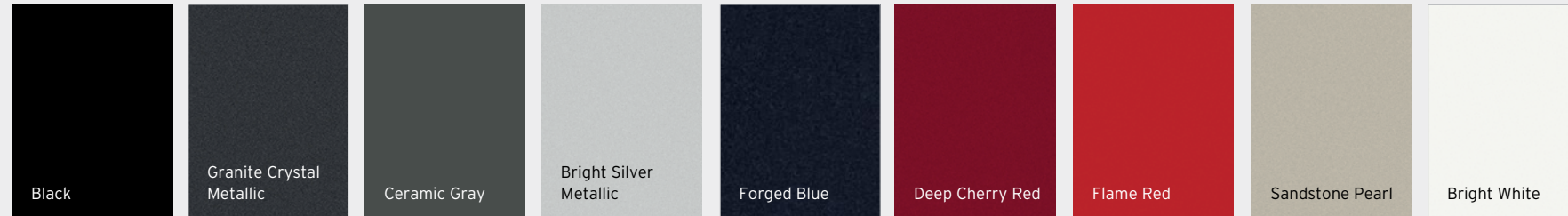
INTERIOR DIMENSIONS <sup>(33)</sup>	
<b>Cargo Van</b>	
Load Floor Length	162
Cargo Volume (cu ft)	524
Cargo Height (max)	86.4
Cargo Width (between wheel wells)	56

CAPABILITY	
Payload (lb)	3,062 - 3,174
GVWR (lb)	9,350
GCWR (lb; all)	–
GAWR, Front (lb)	4,629
GAWR, Rear (lb)	5,291



# 2026 RAM PROMASTER® EV

## EXTERIOR PAINT COLORS



### STANDARD FEATURES AND OPTIONS

#### CPOS

#### POWERTRAIN

400-volt G1200 Electric Drive Motor with One-Speed Gearbox (ELA/DCF)	Cargo Van 24A/24B 24G/24H	Step Van 24A
----------------------------------------------------------------------	---------------------------------	-----------------

#### MECHANICAL FEATURES

Roof Height – Super-high		•
– High		•
Battery – 95-amp (BCY)		•
– 100-amp	P	
Crosswind Assist (BNU)	•	•
Electronic Stability Control (ESC) <sup>(®)</sup> (BNB)	•	•
Electronic Park Brake (XC4)	•	•
Electric Power Steering (SBL)	•	•
Push-Button Start (GX4)	•	•
Dealer-Activated Speed Limiter (NHR)	•	•
Suspension – Heavy-duty (SDB)	•	•
Remote Start <sup>(27)</sup> System (included with SLT and SLT+) (XBM)	P	

#### EXTERIOR FEATURES

“RAM” Grille – Black with Chrome “RAM” badge (ME6/MFF)		•
– Chrome front grille (included with SLT and SLT+) (MFE)	P	
Black Front Fascia (MLF)	•	•
Black Rear Bumper (MBN)	•	•
Cowl Aesthetic Cover (included with SLT and SLT+) (MYN)	P	
Right-Side Front Pocket Door (GJA)		•

• = Standard. 0 = Optional. P = Available with Package noted. F = Fleet only.

### STANDARD FEATURES AND OPTIONS

#### CPOS

#### EXTERIOR FEATURES (CONTINUED)

Right-Side Sliding Door without Window		•
Right-Side Sliding Door with Window		0
LED Daytime Running Lamps (DRLs) (LMZ)		• •
ProMaster Door Badging – Side (MUU)		•
– Rear (MUX)		•
Front Fog Lamps – LED with cornering function (LNV)		• •
Front License Plate Bracket (MDA)	0	0
LED Reflector Headlamps (LPX)		• •
Mirrors – Wide, power-adjust, heated with supplemental turn signals (GTB)		•
– Manual, foldaway (GTP)		•
– Power, folding, heated (included with SLT and SLT+) (GTR)	P	
Roof Clearance Lamps – Front and rear (LNC/LNG)		• •
Wheels – 16-inch steel (WCS)		•
– 16-inch steel, Black-painted (WDL)	F	
– 16-inch steel, White-painted (WDW)	F	
– 16-inch, Satin Silver, aluminum (WJR)	•	
– 16-inch, Gloss Black, machined-face (SLT and SLT+ only)	P	
Spare Tire Delete (includes tire sealant and air compressor) (TBF)		• •
Roll-Up Rear Door – No rear hinged doors (GMF)		•
Rear Hinged Doors – No glass (GLA)		•
– Fixed glass (GLB)	0	
Tires – LT255/75R16E BSW All-Season (A/S) (TWA)		•
– 225/75R16C BSW A/S (TU5)	0	
– Spare - Full-size (included with SLT and SLT+) (TBB)	0/P	0
Rain-Sensitive Windshield Wipers (JHC)		• •

Cargo Van  
Step Van

2TA/2TB  
2TG/2TH 2TA



# 2026 RAM PROMASTER® EV

## STANDARD FEATURES AND OPTIONS

	Cargo Van	Step Van
<b>CPOS</b>	2TA/2TB 2TG/2TH	2TA
<b>INTERIOR FEATURES</b>		
Auxiliary Power Outlet – 12-volt, front (JJJ)	•	•
– 12-volt, rear (included with SLT and SLT+) (JKP)	P	
– 115-volt (included with SLT and SLT+) (JKV)	P	O
Air Conditioning – Manually controlled, with heat (HAA)	•	•
A-Pillar Grab Handles (CSP)	•	•
Battery Charge Indication Module – Dashboard-mounted	•	•
Ambient LED Interior Lighting (included with SLT and SLT+) (LHA)	P	
Cargo Area Lighting		•
– LED rear cargo lamp (included with SLT and SLT+) (LDB)	P	•
– Rear cargo lamp (LPE)	•	•
Door Check Nylon Strap (XPA)	•	•
Cluster – 7-inch Thin Film Transistor (TFT) color Driver Information Display (JAL)	•	•
Door-Only Key (GXZ)		•
Seating Surfaces – Cloth Gray, heated (*C7)		•
– Cloth bucket, Black/Gray (*A7)	•	
– Vinyl bucket (*B7)	O	
Seats – Four-way manual-adjust driver’s bucket (JVA)	•	•
– Driver’s, six-way manual-adjust, two-way lumbar-adjust (optional with SLT; included with SLT+) (JVB)	O/P	
– Passenger	P	
– Passenger Seat Delete (includes deactivation of the passenger air bag <sup>(31)</sup> and deletion of the passenger seat belt mount) (CD9/CC9)		•
Radio Speakers – Four (RCD)	•	•
Seat Belts – Orange (CGQ)	F	F
Steering Column – Telescoping (SUC)	•	•
Steering Wheel – Leather-wrapped (SCC)		•
– Heated (NHS)		P
Tire Pressure Monitoring Display (XGM)	•	•
Windows – Power with one-touch down feature (JPY)	•	•
Wireless Charging Pad (included with SLT+) (RFX)	P	P
<b>UCONNECT® MULTIMEDIA</b>		
Uconnect 5C NAV with 10.1-inch Display – Includes Navigation, HD radio, Android Auto, <sup>TM(15)</sup> Apple CarPlay, <sup>TM(16)</sup> Integrated Voice Command, integrated center stack and SiriusXM® with 360L <sup>(21)</sup> (UBN)	•	•

• = Standard. O = Optional. P = Available with Package noted. F = Fleet only.

## STANDARD FEATURES AND OPTIONS

	Cargo Van	Step Van
<b>CPOS</b>	2TA/2TB 2TG/2TH	2TA
<b>SAFETY &amp; SECURITY</b>		
Adaptive Cruise Control (ACC) with Stop and Go <sup>(6)</sup> (included with SLT+) (NHZ)	P	P
Air Bags <sup>(31)</sup> – Driver’s and front-passenger (includes deactivate passenger air bag <sup>(31)</sup> (CGF)) (CGW)	•	•
– Supplemental side-curtain front (CJ4)	•	•
– Supplemental front-seat side (CJ1)	•	•
Back-Up Alarm – White noise (XEX)	O	P
Drowsy-Driver Detection <sup>(6)</sup> (XNM)		•
Blind Spot Monitoring (BSM) <sup>(7)</sup> and Rear Cross-Path Detection System <sup>(4)</sup> (included with SLT+) (XAN)	P	P
Rearview Auto-Dimming Digital Display Mirror (optional on Tradesman®; included with SLT+) (GRG)	O/P	•
LaneSense® Lane Departure Warning with Lane Keep Assist <sup>(5)</sup> (included with SLT+) (LAS)	P	P
Full-Speed Forward Collision Warning Plus <sup>(9)</sup> with Pedestrian/Cyclist Emergency Braking <sup>(9)</sup> (LSU)	•	•
Intelligent Speed Assist (ISA) <sup>(10)</sup> (included with SLT+) (NH4)	P	P
ParkSense® Front and Rear Park Assist with Stop <sup>(12)</sup> (late availability option on Cargo Van) (XH4)	O	P
Remote Keyless Entry (GXM)	•	•
Multi-Collision Braking (BNA)	•	•
Remote Proximity Keyless Entry (late availability on Cargo Van) (GXD)	P	
360° Surround-View Camera System <sup>(4)</sup> (XAK)	P	P
Traffic Sign Recognition <sup>(13)</sup> (SJB)	•	•
Radio Mute on Reverse (XDT)		•
Security Alarm <sup>(34)</sup>		•
<b>PACKAGE/EQUIPMENT GROUPS</b>		
Delivery Van Package – Includes heated windshield, passive entry, 70-mph maximum speed limiter, automatic door lock/unlock, LaneSense Lane Departure Warning with Lane Keep Assist, <sup>(5)</sup> ACC with Stop and Go, <sup>(6)</sup> heated steering wheel, Intelligent Speed Assist (ISA), <sup>(10)</sup> wireless charging pad, 360° Surround-View Camera System, <sup>(4)</sup> BSM <sup>(7)</sup> and Rear Cross-Path Detection System, <sup>(4)</sup> radio mute when in Reverse, white noise back-up alarm, ParkSense Front and Rear Park Assist with Stop, <sup>(12)</sup> and last-mile delivery upfit kit (ADF)		F
Safety/Convenience Group – Includes heated windshield, remote proximity keyless entry, 70-mph maximum speed limiter, heated steering wheel, ACC with Stop and Go, <sup>(6)</sup> wireless charging pad, BSM <sup>(7)</sup> and Rear Cross-Path Detection System, <sup>(4)</sup> last-mile delivery upfit kit, white noise back-up alarm, and ParkSense Front and Rear Park Assist with Stop <sup>(12)</sup> (late availability) (AAU)		F
Cold Weather Group – Includes heated driver’s and passenger seats with six-way manual-adjust and two-way lumbar-adjust, heated windshield, heated and leather-wrapped steering wheel, and ACC with Stop and Go <sup>(6)</sup> (not available on all models) (AD7)	O	
Leather Interior Group – Includes Black/Gray leather-trimmed driver’s and passenger bucket and swivel seats and leather-wrapped steering wheel (available on SLT and SLT+) (AJD)	O	
Storage Group – Includes underseat storage tray, cargo net and shelf above roof trim (ALV)	O	
Swivel Seat Group – Includes driver’s and passenger swivel seats with six-way manual-adjust, two-way lumbar-adjust and armrest (available on SLT and SLT+; late availability) (AFD)	O	
Convenience Group – Includes ACC with Stop and Go, <sup>(6)</sup> power-folding and heated mirrors, and rear cargo LED lamp (Tradesman only) (AJK)	O	

• = Standard. O = Optional. P = Available with Package noted. F = Fleet only.



# 2026 RAM PROMASTER® EV

## STANDARD FEATURES AND OPTIONS

### CPOS

	Cargo Van	Step Van
CPOS	2TA/2TB 2TG/2TH	2TA

### PACKAGE/EQUIPMENT GROUPS (CONTINUED)

Advanced Safety Group – Includes Active Driving Assist System, <sup>(5)</sup> 360° Surround-View Camera System, <sup>(4)</sup> Adaptive Cruise Control (ACC) with Stop and Go, <sup>(6)</sup> Blind Spot Monitoring (BSM) <sup>(7)</sup> and Rear Cross-Path Detection System, <sup>(4)</sup> and leather-wrapped steering wheel (ALP)	O
Power Group – Includes 100-amp battery, 12-volt rear auxiliary power outlet and 115-volt auxiliary power outlet (available on Tradesman®) (ATT)	P
Black Appearance Package – Includes Black exterior badging, Black “RAM” grille badge and 16-inch Black-painted aluminum wheels (available on SLT as Fleet only and optional on SLT+) (AMQ)	F/O
Safety Group – Includes rearview auto-dimming digital display mirror, LaneSense® Lane Departure Warning with Lane Keep Assist, <sup>(5)</sup> and BSM <sup>(7)</sup> and Rear Cross-Path Detection System <sup>(4)</sup> (available on Tradesman and SLT) (AJ1)	O



• = Standard. O = Optional. P = Available with Package noted. F = Fleet only.



## 2026 JEEP® WAGONEER S



### SELECT FEATURES

- New Exterior Colors: Sting-Gray and Copper Shino Metallic
- 4x4 Drive System
- 8-way Power-Adjust Driver's and Front-Passenger Seats, including Two-Way Power Lumbar-Adjust
- 12.3-inch Digital, Full-Color Driver Information Display (DID)
- 19-speaker Premium McIntosh® Audio System
- 20-inch Aluminum Wheels
- 60/40 Split-Folding Rear Seats with Three Rear-Seat Head Restraints<sup>(36)</sup> and Middle Rear Seat with Pull-Down Armrest and Cup Holder
- Ambient LED Lighting with Light Color Control
- Automatic LED Projector/Reflector Headlamps with Auto High-Beam Headlamp Control
- Battery Electric Vehicle (BEV)
- Center Console Comfort Controls Multicolor Screen
- Dual All-Electric Drive Motors (EDM), Powered by 100-kWh, 400-volt Battery Pack
- Dual-Pane Panoramic Sunroof
- Dual-Zone Automatic Temperature Control, including Humidity Sensor and Cabin Filter
- Exterior Accents in Titanium or Silver Silk (late availability)
- Frunk (front truck storage space)
- Gloss Black-Painted Roof
- Hands-Free Power Liftgate (Available)
- Head-Up Display (Available)
- Heated Front Seats
- Heated Washer Nozzles

- Leatherette Seats
- LED Front Fog Lamps
- LED Taillamps and Daytime Running Lamps (DRLs) (Park/Turn)
- Memory System on Exterior Mirrors, Radio and Driver's Seat
- Premium-Wrapped, Heated Steering Wheel with Mounted Audio Controls
- Remote Climate Control Activation
- Selec-Terrain® Traction Management System
- Seven-Slot Illuminated Grille
- Trailer Tow Group – Including Blind Spot Monitoring (BSM)<sup>(7)</sup> with Trailer Detection<sup>(4)</sup> (Available)
- Uconnect® 5 NAV with 12.3-inch Touchscreen Display, including GPS Navigation,<sup>(25)</sup> HD Radio, Wireless Apple CarPlay™<sup>(16)</sup> and Android Auto™<sup>(15)</sup> Integration, Integrated Voice Command<sup>(24)</sup> with Bluetooth® SiriusXM® with 360L,<sup>(21)</sup> 4G LTE Wi-Fi Hotspot<sup>(23)</sup> and Jeep Connect<sup>(17)</sup>
- Upper and Lower Rear Spoilers in Gloss Black
- USB Connections – Front, dual full-function Type-C – Rear dual, charge-only Type-C
- Ventilated Front Seats (Available)
- Wireless Charging Pad

### SAFETY & SECURITY

- 360° Surround-View Camera System<sup>(4)</sup>
- Acoustic Vehicle Alert System (AVAS)
- Active Driving Assist System<sup>(5)</sup>
- Active Lane Management System<sup>(5)</sup>
- Adaptive Cruise Control (ACC) with Stop and Go<sup>(6)</sup>

- Advanced Brake Assist<sup>(9)</sup>
- All-Speed Traction Control
- Antilock Four-Wheel Disc Brakes
- BSM<sup>(7)</sup> and Rear Cross-Path Detection System<sup>(4)</sup>
- Drowsy-Driver Detection<sup>(6)</sup>
- Electronic Roll Mitigation
- Electronic Stability Control (ESC)<sup>(8)</sup>
- Four-Door Passive Entry, Front-Door Locks
- Four-Wheel Traction Control
- Front and Rear Back-Up Camera<sup>(4)</sup> Washer
- Full-Speed Forward Collision Warning Plus<sup>(9)</sup>
- High-Speed Overtake Warning
- Hill Start Assist
- Hold 'N Go
- Intersection Collision Assist System<sup>(11)</sup>
- Lock-on-Sync Tire Pressure Sensor
- Nine Air Bags<sup>(31)</sup> – Advanced multistage front-seat – Side-curtain front/rear – Side-mounted front and rear outboard seats – Driver-inflatable knee bolster
- ParkSense® Automated Parking System<sup>(12)</sup>
- ParkSense Front/Rear Park Assist with Stop<sup>(12)</sup>
- Pedestrian/Cyclist Emergency Braking<sup>(9)</sup>
- Rain Brake Support and Ready Alert Braking
- Rain-Sensitive Windshield Wipers
- Rear-Door Child Protection Locks

- Rough-Road Cruise Control
- Security Alarm<sup>(34)</sup>
- Selectable Tire-Fill Alert
- Side-Distance Warning
- Tire Pressure Monitoring Display
- Traffic Sign Information<sup>(13)</sup>
- Trailer Sway Damping<sup>(8)</sup>
- Windshield Wiper De-Icer

MOTORS	HORSEPOWER <sup>(32)</sup>	TORQUE <sup>(32)</sup>
400 kW Dual Motors	500	524 lb-ft
500 kW Dual Motors (when equipped with the Power Upgrade)	600	617 lb-ft

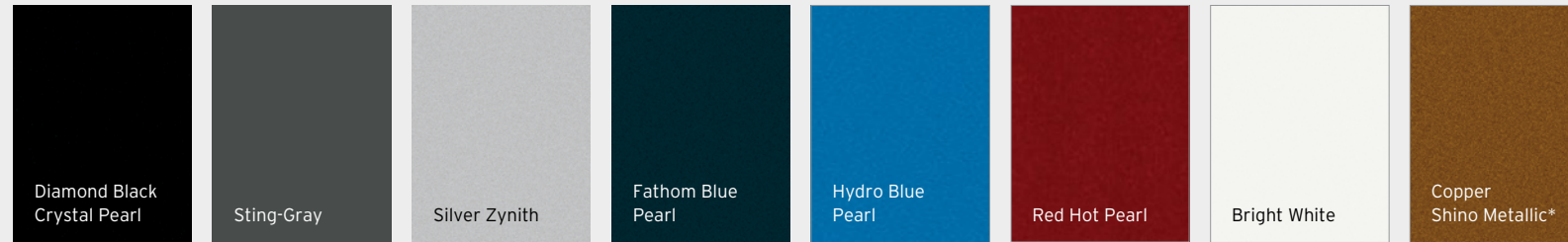
FUEL ECONOMY <sup>(35)</sup>	
Fuel Economy (MPGe)	City/Hwy
– Dual Electric Drive Motor	100/85
Driving Range (up to)	294 miles
Battery	400-Volt/100.5-kWh

TOWING <sup>(29)</sup>	
Maximum Towing (lb)	3,500



# 2026 JEEP® WAGONEER S

## EXTERIOR PAINT COLORS



\*Late availability.

EXTERIOR DIMENSIONS <sup>(33)</sup>	
Wheelbase	113
Overall Length	192.4
Overall Width (at mirrors)	83.6
Overall Height (at roof rail)	64.8
Front Track	64.4
Rear Track	64.5
Ground Clearance	6.4
Approach Angle (deg)	19.2
Breakover Angle (deg)	14
Departure Angle (deg)	23.4
Curb Weight (lb; estimated)	5,667

INTERIOR DIMENSIONS <sup>(33)</sup>	
Front Row	
– Headroom	38
– Legroom	41.3
– Shoulder room	57.4
– Hip room	55.4
Second Row	
– Headroom	37.4
– Legroom	38
– Shoulder room	57.6
– Hip room	54.4
Cargo Volume (cu ft) – Behind front-row	61
– Behind second-row	30.6
– Frunk	3
SAE Total Interior Passenger Volume (cu ft)	99.5
Total Passenger plus Cargo Volume (cu ft)	130.1





# 2026 JEEP® WAGONEER S

STANDARD FEATURES AND OPTIONS	Limited
CPOS	2TD
<b>POWERTRAIN</b>	
400-kW Dual Electric Drive Motors with 400-volt, 100.5-kWh Battery Pack (NZJ/BPF)	•
<b>MECHANICAL FEATURES/CAPABILITY</b>	
Drive System – 4x4 (5I4)	•
Battery – 300-amp maintenance-free (BC9)	•
Battery Charge Port/Indicator (4NU/XAT)	•
Battery Electric Vehicle (BEV) Cooling (NMH)	•
Front Offset/Rear Offset One-Speed Gearbox (DCC)	•
Push-Button Start (GX4)	•
Suspension – Heavy-duty (SDB)	•
Traction Systems – All-Speed Traction Control (BNP)	•
– Four-Wheel Traction Control (BNR)	•
– Selec-Terrain® Traction Management System - Toggle switch for traction control settings: Sport, Auto, Eco, Snow and Sand (BNV)	•
Underbody Aerodynamic Treatment (XXN)	•
<b>EXTERIOR FEATURES</b>	
Accents – Bright (Late Availability) (MCG)	•
– Titanium (required option at launch; included with Obsidian Package) (CST)	•
– Front upper and rear fascia in Body-color (MBA/ML9)	•
– Painted lower front fascia (ML6)	•
– Rear fascia appliqué - Bright (MCA)	•
– Rear fascia appliqué - Titanium (required option at launch; included with Obsidian Package) (MCH)	•
– Door cladding and wheel flares in Gloss Black (MJW)	•
– Sill molding lower - Mold-in-color Black (MRF)	•
– Upper and lower rear spoilers in Gloss Black	•
Antenna – Shark-fin (RHC)	•
Daylight Opening (DLO) Moldings – Bright (late availability) (MMH)	•
– Upper, Titanium (required option at launch; included with Obsidian Package) (MMR)	•
Door Handle – Body-color, flush (MNK)	•
Frunk – Front trunk storage space (NND)	•
Glass – Deep-tint sunscreen (GEG)	•
– Acoustic windshield (GAK)	•
– Acoustic laminated - Front and rear doors (GAP/GAH)	•
– Laminated rear (GAZ)	•
Grille – Gloss Black/billet accents (MAK)	•
– Upper appliqué - Bright (late availability) (MNQ)	•
– Upper appliqué - Titanium (required option at launch; included with Obsidian Package) (MM5)	•

STANDARD FEATURES AND OPTIONS	Limited
CPOS	2TD
<b>EXTERIOR FEATURES (CONTINUED)</b>	
Grille (continued) – Seven-slot illuminated (LHK)	•
– Active grille shutters (MDX)	•
Lighting – LED projector/reflector headlamps (LM6)	•
– Front LED fog lamps (LNV)	•
– Automatic headlamps (LMG)	•
– Auto High-Beam Headlamp Control (LMS)	•
– LED daytime running lamp (DRL) system (park/turn) (LPJ)	•
– Headlamp-off time delay (LHD)	•
– LED taillamps (LAY)	•
– Proximity approach/departure lamps (LNR)	•
– Turn signal on outside mirror (LEB)	•
Mirrors – Automatic power-folding, heated mirrors in Gloss Black with auto-dimming glass on driver's and passenger sides, memory, turn signals, auto-adjust-in-Reverse and courtesy lamps (GTG)	•
Liftgate – Power (JRC)	•
– Hands-free power (included with Comfort Package) (XZ2)	P
Roof – Gloss Black-painted (MXS)	•
Sunroof – Power, dual-pane panoramic, including power sunshade (GWJ)	•
Tires – 235/50R20XL All-Season (A/S) LLR (TX3)	•
– Tire Service Kit (XFP/TBF)	•
Wheels – 20-inch Machine-Faced Aluminum with Black-Painted Pockets (WR3)	•
– 20-inch Ultra Black-Painted Aluminum (included with Obsidian Package) (WH7)	P
Windows – Rear, defroster (GFA)	•
Wiper System – Rain-sensitive windshield wipers (JHC)	•
– Windshield wiper de-icer (NHL)	•
– Heated washer nozzles (JHH)	•
<b>INTERIOR FEATURES</b>	
Accents – Ara Black ceramic with haptic	•
Air Conditioning – Dual-Zone automatic temperature control - Includes humidity sensor and cabin filter (HAF/XXT/JMD)	•
– Remote climate control activation (XBR)	•
Assist Handles (CSV)	•
Cargo Area – Cargo tie-down loops (CKT)	•
– Overhead cargo area LED lighting (LCP)	•
– Reversible carpet/vinyl cargo mat (CKK)	•
– Mopar® Cargo Shade (included with Comfort Package) (CSD)	P

• = Standard. 0 = Optional. P = Available with Package noted. F = Fleet only.



# 2026 JEEP® WAGONEER S

STANDARD FEATURES AND OPTIONS	Limited
<b>CPOS</b>	2TD
<b>INTERIOR FEATURES (CONTINUED)</b>	
Cluster – 12.3-inch digital, full-color multiview Driver Information Display (JAN)	•
– Map-in-Cluster Display (JBA)	•
– Head-Up Display (included with Comfort Package) (LBK)	P
– Low washer fluid warning signal (LAL)	•
Console – Full-length front floor console with concealable front storage bin and armrest storage bin (CUF)	•
– Center console lower comfort controls screen (RD1)	•
– Overhead console with two LED map lamps, Universal Garage Door Opener control switches and power sunroof/sunshade controls	•
– Wireless charging pad (RFX)	•
– Air vents on rear of center console for rear passengers (XGA)	•
Cup Holders – Included with full-length front floor console (CUF)	•
– Rear-seat armrest with cup holders (CSN)	•
Entry Systems – Four-door passive entry, front-door locks (GX7)	•
– Push-button start (GX4)	•
Floor Mats – Luxury front and rear (CLL)	•
Glove Box – With lamp (JKH/LBC)	•
Headliner – Cloth (CHD)	•
Lighting – Ambient light color control, including up to 64 colors (LBZ)	•
– Front reading/map lamps (LBG)	•
– Rear reading/courtesy lamps (LBH)	•
– Illuminated entry (LAC)	•
Memory System – Driver’s-seat (LEQ)	•
– Steering column (included with Comfort Package) (LEW)	P
– Radio (LEK)	•
– Exterior mirror (LEM)	•
Mirrors – Rearview auto-dimming mirror (GNK)	•
– Digital rearview auto-dimming display mirror (included with Comfort Package) (GRG)	P
– Sun visors with illuminated mirrors (GNC)	•
Power Outlet – 12-volt auxiliary (JJJ)	•
– 12-volt auxiliary in rear (JJM)	•
– 115-volt auxiliary (included with Comfort Package) (JKV)	P
Seating – Neo Ultra Lux II in Global Black or Black/Arctic with Wine accent stitching and Crescent piping (*B2)	•

STANDARD FEATURES AND OPTIONS	Limited
<b>CPOS</b>	2TD
<b>INTERIOR FEATURES (CONTINUED)</b>	
Seats, Front – Driver’s - Power-adjust eight-way, including power two-way lumbar-adjust (JVG/JPE)	•
– Passenger - Power-adjust eight-way, including power two-way lumbar-adjust (JWG/JRP)	•
– Ventilated - Driver’s and front-passenger (included with Comfort Package) (CAJ)	P
– Seat memory - Driver’s (LEQ)	•
– Heated (JPM)	•
– Four-way headrests - Driver’s and front-passenger (CDP)	•
– Front height-adjustable shoulder belts (CGD)	•
Seats, Second Row – 60/40 split-folding and rear-seat armrest with cup holders (CFN)	•
– Heat ducts (XGR)	•
– Air vents - Located behind center console (XGA)	•
– Three rear-seat head restraints <sup>(36)</sup> (CSH)	•
Speed-Sensitive Power Door Locks (JPH)	•
Steering – Electric power (SBL)	•
– Tilt/telescoping column with memory (included with Comfort Package) (SUB/LEW)	P
Steering Wheel – Premium-wrapped (SCJ)	•
– Heated (NHS)	•
– Mounted audio controls (RDZ)	•
Universal Garage Door Opener (XGD)	•
Windows – Power front, one-touch up/down (JSB)	•
– Power, global down with key fob (included with Comfort Package) (XTX)	P
<b>UCONNECT® MULTIMEDIA</b>	
Front-Passenger Interactive Display (included with Comfort Package) (RJA)	P
4G LTE Wi-Fi Hotspot <sup>(23)</sup> (RTQ)	•
Wireless Apple CarPlay <sup>TM(16)</sup> iPhone® Integration and Android Auto <sup>TM(15)</sup> Compatibility (RFP/RF5)	•
Integrated Hands-Free <sup>(24)</sup> Phone and Audio (XRB)	•
Media Device Connections – Front dual, full-function Type-C (RSF)	•
– Second-row dual, charge-only Type-C (RS2)	•
Speakers – Premium Alpine® Speakers with 9 amplified speakers, including subwoofer (RC3)	•
– McIntosh® MX920 Entertainment System with 19-speaker, 920-watt premium audio sound system and 10-inch subwoofer (included with Comfort Package) (RCA)	P
Uconnect 5 NAV with 12.3-inch Display – Includes 12.3-inch touchscreen display with GPS Navigation, <sup>(25)</sup> HD radio, wireless Apple CarPlay <sup>(16)</sup> and Android Auto <sup>(15)</sup> integration, integrated voice command <sup>(24)</sup> with Bluetooth®, integrated center stack radio, SiriusXM® with 360L, <sup>(21)</sup> 4G LTE Wi-Fi Hotspot <sup>(23)</sup> and Jeep Connect <sup>(17)</sup> (UBX)	•

• = Standard. 0 = Optional. P = Available with Package noted. F = Fleet only.



# 2026 JEEP® WAGONEER S

STANDARD FEATURES AND OPTIONS	Limited
CPOS	2TD
<b>SAFETY &amp; SECURITY</b>	
Air Bags (nine total) – Advanced multistage front (CG3)	•
– Supplemental full-length front and rear side-curtain (CJ2)	•
– Supplemental front-seat-mounted side (CJ1)	•
– Supplemental rear-seat-mounted side (CJ7)	•
– Driver's inflatable knee bolster (CGY)	•
Braking Systems – Antilock four-wheel disc (BR2)	•
– Pedestrian/Cyclist Emergency Braking <sup>(9)</sup> (LST)	•
– Full-Speed Forward Collision Warning Plus <sup>(9)</sup> – Includes Advanced Brake Assist <sup>(9)</sup> (LSU)	•
– Advanced Brake Assist <sup>(9)</sup> (packaged with Full-Speed Forward Collision Warning Plus <sup>(9)</sup> ) (BGG)	•
– Electric Park Brake (XC4)	•
– Rain Brake Support (BHC)	•
– Ready Alert Braking (BHD)	•
– Hold 'n Go (BHG)	•
Cruise Control Systems – Adaptive Cruise Control (ACC) with Stop & Go <sup>(6)</sup> (NHZ)	•
– Rough-Road Cruise Control (BNZ)	•
Driver Assist Systems – Active Driving Assist System <sup>(5)</sup> (SJJ)	•
– Active Lane Management System <sup>(5)</sup> (XNW)	•
– Blind Spot Monitoring (BSM) <sup>(7)</sup> and Rear Cross-Path Detection System <sup>(4)</sup> (XAN)	•
– Blind Spot Monitoring (BSM) <sup>(7)</sup> with Trailer Detection <sup>(4)</sup> (included with Trailer Tow Group) (XPV)	P
– Traffic Sign Information <sup>(13)</sup> (SJF)	•
– High-Speed Overtake Warning (SJG)	•
– Side-Distance Warning (XAJ)	•
– Intersection Collision Assist System <sup>(11)</sup> (XPS)	•

STANDARD FEATURES AND OPTIONS	Limited
CPOS	2TD
<b>SAFETY &amp; SECURITY (CONTINUED)</b>	
Driver Assist Systems (continued) – Drowsy-Driver Detection <sup>(6)</sup> (XNM)	•
– Acoustic Vehicle Alert System (AVAS) (MN2)	•
– Electronic Roll Mitigation (BNS)	•
– Electronic Stability Control (ESC) <sup>(8)</sup> (BNB)	•
– Hill Start Assist (BNG)	•
Park Assist Systems – ParkSense® Automated Parking System <sup>(12)</sup> (XPM)	•
– ParkSense Front and Rear Park Assist System with Stop <sup>(12)</sup> (XH4)	•
Camera Systems – 360° Surround-View Camera System <sup>(4)</sup> (XAK)	•
– Front and Rear Camera <sup>(4)</sup> Washer (XDR/JHE)	•
Seat Belt and Door Systems – Front-passenger seat belt alert (LAX)	•
– Rear-seat reminder alert (JFB)	•
– Child Seat Anchor System – LATCH-ready (CGU)	•
– Rear-door child protection locks (GXT)	•
Security Alarm <sup>(34)</sup> (LSA)	•
Tire Systems – Tire Pressure Monitoring Display (XGM)	•
– Selectable tire-fill alert (LA5)	•
– Lock-on-sync tire pressure sensor (CXG)	•
Trailer Sway Damping <sup>(8)</sup> (BNT)	•

## PACKAGES/EQUIPMENT GROUPS

Comfort Package – Includes ventilated front seats; memory steering column; power tilt/telescoping steering column; power windows global down with key fob; digital rearview auto-dimming display mirror; 115-volt auxiliary power outlet; hands-free power liftgate; Mopar Foldable Cargo Shade; Head-Up Display; 10.25-inch front-passenger interactive touchscreen display; and McIntosh MX920 Entertainment System with 19-speaker, 920-watt premium audio sound system and 10-inch subwoofer with illuminated McIntosh badges on front doors (AGF)	0
Obsidian Package – Includes Titanium exterior accents, including lower bodyside, front and rear fascia appliqué; daylight opening (DLO) upper moldings and upper grille appliqué; and 20-inch Ultra Black-painted aluminum wheels (AMP)	0
Power Upgrade – Includes 500-kW dual electric drive power output (late availability) (NZS)	0
Trailer Tow Group – Includes Class III hitch receiver, seven- and four-pin wiring harness, and BSM <sup>(7)</sup> with Trailer Detection <sup>(4)</sup> (AHC)	0



# 2025 FIAT® 500e



### SELECT FEATURES

Available Trims: Inspi(RED), ICONA and Giorgio Armani Collector's Edition

4G LTE Wi-Fi Hotspot<sup>(23)</sup>

7-inch Full-Color Digital Driver Information Display

17-inch Aluminum Wheels

Alexa Built-In<sup>(14)</sup>

Battery Electric Vehicle (BEV)

Battery Pack – 352-volt, 42-kWh

Black Fabric Seats with Red Accents and "FIAT" Monogramming, Black Exterior Mirrors and Chrome Exterior Accents (Exclusive on Inspi(RED) models)

Body-Color Mirrors, Chrome Exterior Accents and Vegan Leather Seats (Exclusive on ICONA models)

Dark Chrome Exterior Accents, Unique Wheels and Eco Leather-Trimmed Seats with Chevron Pattern, Giorgio Armani Logo and Signature Interior Accents (Exclusive on Giorgio Armani Collector's Edition models)

Electric Power Steering with Tilt/Telescoping Column

EV Drive Mode Selector – Normal, Range and Sherpa

Heated Front Seats (Available)

High-Definition (HD) Radio

JBL® Seven-Speaker Audio System (Available)

LED Exterior Lighting with Automatic Headlamps

One-Pedal Drive System and E-Coasting

Rearview Auto-Dimming Mirror (Available)

Remote Climate Control Activation

SiriusXM® with 360L<sup>(21)</sup>

TomTom® Connected Travel and Traffic Services<sup>(22)</sup>

Uconnect® 5 NAV with 10.25-inch Touchscreen Display and GPS Navigation<sup>(25)</sup>

Unique E-Latch Door System

USB Port – Full-function, front-row Type-A and -C

Wireless Apple CarPlay™<sup>(16)</sup> Compatibility and Android Auto™<sup>(15)</sup> Integration

Wireless Charging Pad

### SAFETY & SECURITY

Air Bags<sup>(31)</sup> – Seven, including side-curtain air bags<sup>(31)</sup>

Auto High-Beam Headlamp Control (Available)

Cruise Control

Driver's-Door Proximity Entry

Drowsy-Driver Detection<sup>(6)</sup>

Front- and Rear-Passenger Seat Belt Alert

Full-Speed Forward Collision Warning Plus<sup>(9)</sup>

Intelligent Speed Assist (ISA)<sup>(10)</sup>

Keyless Enter 'n Go™ System with Two-Door Passive Entry and Front Locks

LaneSense® Lane Departure Warning with Lane Keep Assist<sup>(5)</sup>

ParkSense® Rear Park Assist<sup>(12)</sup>

ParkView® Rear Back-Up Camera<sup>(4)</sup>

Pedestrian/Cyclist Emergency Braking<sup>(9)</sup>

Rain-Sensitive Windshield Wipers

Regenerative Braking System

Tire Pressure Information System


Traffic Sign Information<sup>(13)</sup>

EXTERIOR DIMENSIONS <sup>(33)</sup>	
Wheelbase	91.4
Overall Length	142.95
Overall Width – With mirrors	74.12
Overall Height	66.3
Front Track	57.9
Rear Track	57.7
Ground Clearance	4.48
Base Curb Weight (lb; estimated)	2,952

FUEL ECONOMY <sup>(35)</sup>	
Fuel Economy (MPGe)	City / Hwy
– Front-Wheel Electric Drive Motor	127 / 104
Driving Range (up to)	149
Battery	352-Volt / 42-kWh

INTERIOR DIMENSIONS <sup>(33)</sup>	
First Row	
– Headroom	39.25
– Legroom	41.81
– Shoulder room	51.06
– Hip room	49.8
Second Row	
– Headroom	35.35
– Legroom	29.45
– Shoulder room	47.79
– Hip room	45.16
Seating Capacity (max occupants)	4
EPA Luggage Compartment Volume (cu ft)	7.51
Total Interior Volume Index	101.2

MOTOR	HORSEPOWER <sup>(32)</sup>	TORQUE <sup>(32)</sup>
Front-Wheel Electric Drive Motor (87-kW)	117	162 lb-ft





COMPARE + LAW ENFORCEMENT

	<b>JEEP® GRAND WAGONEER COMMAND OPERATIONS VEHICLE</b>	<b>DODGE DURANGO PURSUIT</b>	<b>RAM 1500 SSV</b>	<b>RAM 2500/3500 HEAVY DUTY SSV</b>
Trims	Grand Wagoneer Base (SWB/LWB)	–	Tradesman® Crew Cab 4x4 with 5'7" bed	Tradesman
MPG <sup>(35)</sup> (city/hwy)	TBD	17 / 24 (3.6L Pentastar® V6 AWD) / 14 / 22 (5.7L HEMI® V8 AWD)	19 / 24 (3.6L Pentastar with eTorque 4x4) / 17 / 24 (3.0L I-6 Hurricane SO Twin-Turbo 4x4)	–
Total Range <sup>(35)</sup> (miles)	TBD	492 (3.6L Pentastar V6) / 418 (5.7L HEMI V8)	Varies depending on engine and fuel tank selection	–
Fuel Tank Capacity (gal)	26.5 (SWB) / 30.5 (LWB)	24.6	26 standard, 33 optional	28 / 31 / 32 / 50
Available Engines	3.0L I-6 Hurricane Standard-Output (SO) Twin-Turbo	3.6L Pentastar V6 / 5.7L HEMI V8	3.6L Pentastar V6 with eTorque / 3.0L I-6 Hurricane SO Twin-Turbo	6.4L HEMI V8 / 6.7L I-6 Cummins® High-Output (HO) Turbo Diesel
Drivetrains	4x2 / 4x4	AWD	4x4	4x4
Interior Volume (cu ft)	182.4 (SWB) / TBD (LWB) (SAE Total Interior Passenger Volume)	133.9	131.9	62.5 / 124.6 (Regular Cab / Crew Cab)
Wheelbase	123 (SWB) / 130 (LWB)	119.8	144.6	140.2 - 169.3
Overall Height	79.8 (SWB and LWB) (with roof rails)	72.9 (with antenna)	77.6	80.1 - 80.2
Overall Width	94 (SWB and LWB; with mirrors)	85.5	82.1	79.4 / 96.4 (SRW / DRW)
Overall Length	216.1 (SWB) / 228.1 (LWB)	200.8	232.4	232 - 260.8
Seating Capacity	Up to 8	5	5	3 / 6 (Regular Cab / Crew Cab)
Headroom	41.3 / 40 / 39	39.9	40.9 / 39.9	39.8 / 40.9 / 39.8 (Regular Cab / Crew Cab front / Crew Cab rear)
Legroom	40.9 / 42.7 / 36.6	38.6	40.9 / 44.8	40.9 / 40.9 / 40.2 (Regular Cab / Crew Cab front / Crew Cab rear)
Shoulder Room	66.1 / 65.2 / 64.4	57.3	66 / 65.7	65.9 / 65.9 / 65.6 (Regular Cab / Crew Cab front / Crew Cab rear)
Hip Room	63.5 / 63 / 51.6	55.5	63.4 / 63.4	62.9 / 62.9 / 62.7 (Regular Cab / Crew Cab front / Crew Cab rear)
Power (hp @ rpm)	420 @ 5,200	360 @ 5,150 (5.7L HEMI V8)	305 @ 6,500 (3.6L V6) / 420 @ 5,200 (3.0L I-6 SO)	405 @ 5,600 / 430 @ 2,800
Torque (lb-ft @ rpm)	468 @ 3,500	390 @ 4,250 (5.7L HEMI V8)	271 @ 4,900 (3.6L V6) / 469 @ 3,500 (3.0L I-6 SO)	429 @ 4,000 / 1,075 @ 1,800
Alternator Output (amp)	230	220	230 with 3.0L I-6 SO only	220
Maximum GVWR (lb)	7,300 (2WD SWB) / 7,400 (2WD LWB) / 7,500 (4WD SWB) / 7,700 (4WD LWB)	7,100 (5.7L HEMI V8)	6,900 with 3.6L V6 / 7,100 with 3.0L I-6 SO	11,040 / 14,000 (2500 / 3500)
Cargo Volume (cu ft)	116.7 (SWB) / 130.9 (LWB) (behind first-row seats)	84.5	53.8	57.5 / 74.7 (6'4" bed / 8' bed)
Curb Weight (lb)	5,730 (2WD SWB) / 5,940 (4WD SWB) / 5,980 (2WD LWB) / 6,185 (4WD LWB)	4,929 - 5,214 (based on configuration)	5,109 with 3.6L V6 / 5,263 with 3.0L I-6 SO	–
Towing Capacity <sup>(29)</sup> (lb)	10,000 (4WD SWB) / 9,860 (4WD LWB)	7,200 (5.7L HEMI V8)	7,340 with 3.6L V6 / 11,200 with 3.0L I-6 SO	19,930 / 36,610 (2500 / 3500)
EPA Interior Volume (cu ft)	210.3 (SWB) / 225.1 (LWB) (SAE Total Interior Passenger Plus Cargo Volume)	43.3 (behind second row)	–	–
Ground Clearance	8.4	8.1	8.6	–

All dimensions and specifications are based on 2025MY vehicle information. Information may vary by model/trim, maximum shown. Please see your sales consultant for details.  
All dimensions are in inches unless noted otherwise.



## 2026 GRAND WAGONEER COMMAND OPERATIONS VEHICLE



### SELECT FEATURES

- All-New Front and Rear Fascia Redesign
- All-New Front and Rear LED Lighting, including Front Daytime Running Taillamps
- All-New Seven-Slot Illuminated Grille
- New Silver Silk and Titanium Exterior Accents
- 3.0L I-6 Hurricane Standard-Output (SO) Twin-Turbo Engine with Engine Stop/Start (ESS) Technology
- 4G LTE Wi-Fi Hotspot<sup>(23)</sup> (three-month trial subscription or 1GB of data)
- 4x2 and 4x4 Drive Systems
- 10.25-inch Full-Color Driver Information Display
- 12-Way, Power-Adjust, Heated and Ventilated Front Seats
- 18-inch (late availability) and 20-inch Aluminum Wheels
- 115-Volt Auxiliary Power Outlet and Three 12-Volt Auxiliary Power Outlets
- Alexa Built-In<sup>(14)</sup>
- Connected Travel and Traffic Services<sup>(22)</sup> (three-month trial subscription)
- Fixed Bodyside Step
- Hands-Free Power Liftgate
- Heated, Premium-Wrapped Steering Wheel with Audio and Cruise Controls
- Heavy-Duty Trailer Tow Package, including Blind Spot Monitoring<sup>(7)</sup> with Trailer Detection,<sup>(4)</sup> Trailer Hitch Zoom and Quadra-Drive<sup>®</sup> II 4x4 System (Available)
- Leather-Trimmed Seating Surfaces
- Media Hub with Two USB Ports with Full-Function and Auxiliary Input Jack

- Memory Settings for Driver's Seat, Steering Column, Exterior Mirrors and Radio
- Nine-Speaker Alpine<sup>®</sup> Audio System
- Second-Row Captain's Chairs
- Second-Row Dual USB Charging Ports
- Selec-Terrain<sup>®</sup> Traction Management System (4x4 models)
- SiriusXM<sup>®</sup> with 360L<sup>(21)</sup> (six-month trial subscription)
- Standard and Long Wheelbase Vehicle Lengths
- Standard Seven- or Available Eight-Passenger Seating
- Third-Row Seat with 60 / 40 Manual Fold/Recline and Power-Folding Headrest
- Tri-Zone Automatic Temperature Control
- Uconnect<sup>®</sup> 5 NAV with 10.1-inch Touchscreen Display, including GPS Navigation<sup>(25)</sup> and Emergency Vehicle Alert System (EVAS)
- Wireless Charging Pad

### SAFETY & SECURITY

- 360° Surround-View Camera System<sup>(4)</sup> (Available)
- Active Driving Assist System<sup>(5)</sup>
- Active Lane Management System<sup>(5)</sup>
- Adaptive Cruise Control (ACC) with Stop and Go<sup>(6)</sup>
- Air Bags<sup>(31)</sup> – Eight, including full-length side-curtain for all rows
- Auto High-Beam Headlamp Control
- Automatic Crash Notification Service
- Blind Spot Monitoring (BSM)<sup>(7)</sup> and Rear Cross-Path Detection System<sup>(4)</sup>

- Drowsy-Driver Detection<sup>(6)</sup>
- Electric Park Brake
- Electronic Stability Control (ESC)<sup>(8)</sup>
- Full-Speed Forward Collision Warning with Active Braking<sup>(9)</sup>
- Hill Start Assist
- Intersection Collision Assist System<sup>(11)</sup>
- Parallel/Perpendicular Park & Unpark Assist with Stop System<sup>(12)</sup> (Available)
- ParkSense<sup>®</sup> Front/Rear Park Assist System with Stop<sup>(12)</sup>
- ParkView<sup>®</sup> Rear Back-Up Camera<sup>(4)</sup> with Washer
- Pedestrian/Cyclist Emergency Braking<sup>(9)</sup>
- Push-Button Start
- Rain Brake Support
- Rain-Sensitive Windshield Wipers (Available)
- Rear-Seat Reminder Alert
- Remote Start<sup>(27)</sup> System
- Selec-Speed<sup>®</sup> Control (Available)
- Selectable Tire-Fill Alert
- Sentry Key<sup>®</sup> Theft Deterrent System
- Side-Distance Warning (Available)
- Tire Pressure Monitoring Display
- Traffic Sign Recognition<sup>(13)</sup>

### ADDITIONAL UPFIT CONTENT AVAILABLE

- Emergency Lighting System
- Siren & Speaker System
- Upfit Manual
- Weapons Vault
- Window Tint – Sun Band
- Wiring Harness & Power Distribution Center

ENGINE	HORSEPOWER <sup>(32)</sup>	TORQUE <sup>(32)</sup>
3.0L I-6 Hurricane SO Twin-Turbo with ESS	420 hp @ 5,200 rpm	468 lb-ft @ 3,500 rpm

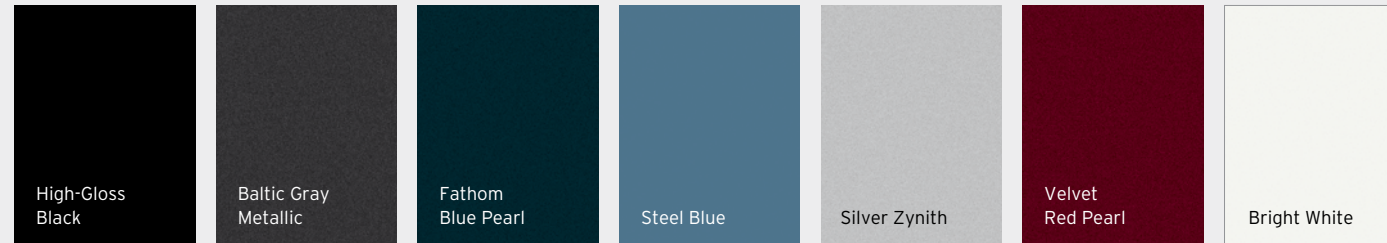
TOWING <sup>(29)</sup>	
Maximum Towing (lb) – 3.0L I-6 Hurricane SO Twin-Turbo with ESS (4WD, SWB)	10,000
– 3.0L I-6 Hurricane SO Twin-Turbo with ESS (4WD, LWB)	9,860

FUEL ECONOMY <sup>(35)</sup>	
Fuel Economy	City / Hwy
– 3.0L I-6 Hurricane SO Twin-Turbo with ESS – 2WD	TBD
– 3.0L I-6 Hurricane SO Twin-Turbo with ESS – 4WD	TBD



## 2026 GRAND WAGONEER COMMAND OPERATIONS VEHICLE

### EXTERIOR PAINT COLORS



EXTERIOR DIMENSIONS <sup>(33)</sup>	SWB / LWB
Wheelbase	123 / 130
Overall Length	216.1 / 228.1
Overall Width (at mirrors)	94
Overall Height (at roof rail)	79.8
Front Track	68.5
Rear Track	68.3
Ground Clearance (with 20-inch tires) – Standard suspension	8.4
Approach Angle (deg) – Standard suspension	21.4
Breakover Angle (deg) – Standard suspension	18.7
Departure Angle (deg) – Standard suspension	21.2
Curb Weight* (lb) – 2WD	5,730 / 5,980
– 4WD	5,940 / 6,185
Fuel Tank Capacity (gal)	26.5 / 30.5

SWB = Standard Wheelbase. LWB = Long Wheelbase.

INTERIOR DIMENSIONS <sup>(33)</sup>	SWB / LWB
Front Row	
– Headroom	41.3
– Headroom (with sunroof)	39.3
– Legroom	40.9
– Shoulder room	66.1
– Hip room	63.5
Second Row	
– Headroom	40
– Headroom (with sunroof)	38.4
– Legroom	42.7
– Shoulder room	65.2
– Hip room	63
Third Row	
– Headroom	39
– Headroom (with sunroof)	38.5
– Legroom	36.6
– Shoulder room	64.4
– Hip room	51.6
Cargo Volume (cu ft) – Behind front-row	116.7 / 130.9
– Behind second-row	70.8 / 85.3
– Behind third-row	27.9 / 42.6
SAE Total Interior Passenger Volume (cu ft)	182.4
Total Passenger plus Cargo Volume (cu ft)	210.3 / 225.1
Seating Capacity (max occupants)	2/2/3 (with second-row Captain's Chairs)
– Available	2/3/3 (with second-row bench)

\*Curb weights are estimates and include standard equipment and full quantities of fuel, lubricant and coolant.





## 2026 DODGE DURANGO PURSUIT



### SELECT FEATURES

- 8-speed Automatic Transmission with Instrument Panel-Mounted Shift Lever
- 255/60R18BSW On-/Off-Road Tires – V-speed rating
- All-Wheel Drive (AWD) System – Single-speed (two-speed standard on V8)
- Alternator – 220-amp, heavy-duty
- Auxiliary Power Outlet – 12-volt
- Battery – 650-amp (Standard), 800-amp (Standard with 5.7L HEMI® V8)
- Brakes – Antilock four-wheel disc, heavy-duty BR9 brake system
- Engine Hour Meter/Engine Idle Hour Meters
- Glass – Deep-tint sunscreen on rear doors, quarter panels and rear liftgate
- Headliner with Two Red/White LED Dome Lamps
- Heavy-Duty Engine Cooling Package
- Mini Center Floor Console, Police
- Push-Push Fuel-Filler Door
- Rear Load-Leveling Suspension
- Speed Control
- Steel Wheels with Chrome Center Caps
- Tri-Zone Air Conditioning with Air Filtration
- Vehicle System Interface Module (VSIM)
- Vinyl Floor Covering

### SAFETY & SECURITY

- Active Head Restraints<sup>(36)</sup>
- Air Bags<sup>(31)</sup> – Advanced multistage driver’s and front-passenger, advanced side-curtain and supplemental front-seat side
- Four-Wheel Disc Antilock Brake System with Electronic Brake-Force Distribution
- ParkView® Rear Back-Up Camera<sup>(4)</sup> with ParkSense® Rear Park Assist<sup>(12)</sup>
- Rain Brake Support
- Ready Alert Braking
- Trailer Sway Control<sup>(8)</sup>

ENGINES	HORSEPOWER <sup>(32)</sup>	TORQUE <sup>(32)</sup>
3.6L Pentastar® V6 AWD	293 hp @ 6,400 rpm	260 lb-ft @ 4,000 rpm
5.7L HEMI V8 AWD	360 hp @ 5,150 rpm	390 lb-ft @ 4,250 rpm

FUEL ECONOMY <sup>(35)</sup>	
Fuel Economy	City / Hwy
– 3.6L Pentastar V6 AWD	17 / 24
– 5.7L HEMI V8 AWD	14 / 22

EXTERIOR DIMENSIONS <sup>(33)</sup>	
Wheelbase	119.8
Overall Length	200.8
Overall Width	85.5
Overall Height	72.9
Running Ground Clearance	8.1
Approach Angle	20
Departure Angle	21.5
Breakover Angle	18.1
Front Track	63.9
Rear Track	64.1
Base Curb Weights (lb) – 3.6L Pentastar V6 AWD	4,929
– 5.7L HEMI V8 AWD	5,214

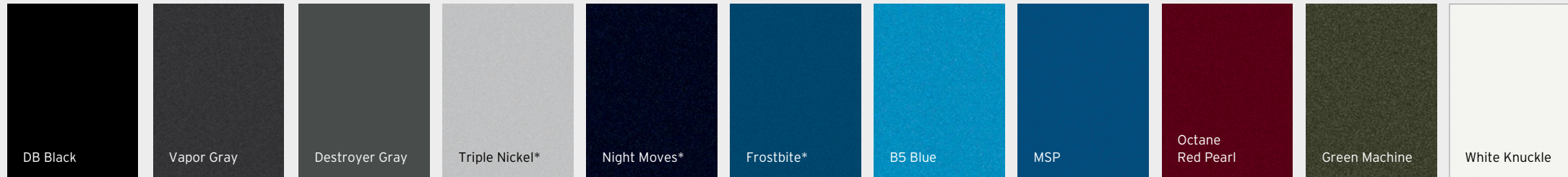
TOWING <sup>(29)</sup>	
Tow Class (max)	III
Maximum Towing (lb) – 3.6L Pentastar V6 AWD	6,200
– 5.7L HEMI V8 AWD	7,200

INTERIOR DIMENSIONS <sup>(33)</sup>	
First Row	
– Headroom	39.9
– Legroom	40.3
– Shoulder room	58.5
– Hip room	57
Second Row	
– Headroom	39.8
– Legroom	38.6
– Shoulder room	57.7
– Hip room	55.5
Cargo Volume (cu ft) – Behind second-row seats	43.3
– Behind front-row seats with rear seats folded	85.1
Seating Capacity (max occupants)	5
Fuel Tank Capacity (gal)	24.6



# 2026 DODGE DURANGO PURSUIT

## EXTERIOR PAINT COLORS



\*Late availability.

### STANDARD FEATURES AND OPTIONS

**CPOS** Pursuit 2BZ/22Z

#### ENGINES / TRANSMISSION

3.6L Pentastar® V6 with Engine Stop/Start (ESS) Technology and 8-speed Automatic (ERC)	•
5.7L HEMI® V8 with 8-speed Automatic (EZH)	0

#### MECHANICAL FEATURES

All-Wheel Drive (AWD) Systems – Single-speed, full-time AWD; includes MP 3010 transfer case (DHY)	•
– Two-speed, active on-demand AWD (packaged with 5.7L HEMI V8) (DKA)	0
Alternator – Heavy-duty 220-amp (BAJ)	•
Battery – 650-amp (packaged with 3.6L Pentastar V6 and ESS technology) (BCZ)	•
– 800-amp (packaged with 5.7L HEMI V8) (BCF)	•
Brakes – Police Antilock Brake System four-wheel heavy-duty disc (BR9)	•
Engine Cooling – Upgraded heavy-duty (NMC)	•
Exhaust System – Single rear exhaust on right side	•
– Dual rear exhaust with Bright tips (packaged with 5.7L HEMI V8) (NEX)	•
Fuel Tank – 24.6-gallon with push-push fuel-filler door (NF4)	•
Instrument-Panel-Mounted Stalk Shifter (XE2)	•
Suspension – Rear load-leveling (SES)	•
– Police-tuned (SDB)	•
Wiring Prep – Exterior spot lamp (LNQ)	•

#### EXTERIOR FEATURES

255/60R18BSW On-/Off-Road Tires – V-speed rating (TXQ)	•
Doors – Driver’s- and passenger-side ballistic panel (XDG/XDV)	0
Fascias – Accent-color lower, Body-color upper (MLX/MBP)	•
Grille – Gloss Black with Granite inner (MAK)	•

• = Standard. 0 = Optional. P = Available with Package noted. F = Fleet only.

### STANDARD FEATURES AND OPTIONS

**CPOS** Pursuit 2BZ/22Z

#### EXTERIOR FEATURES (CONTINUED)

License Plate Brow – Chrome, with Dodge logo, license plate lamps and lock button (MDA)	•
Liftgate Spoiler – Body-color; includes Center High-Mounted Stop Lamp (CHMSL)	•
Lighting – LED daytime running headlamps (LMZ)	•
– Automatic headlamps (on/off) actuate when ambient light is at low levels; includes headlamps-on-with-wipers feature (LMG)	•
– LED low-/high-beam headlamps (LM6)	•
– Black headlamp bezels (MFA)	•
– Spot lamp wiring prep (LNQ)	•
Mirrors – Power, manual, foldaway with heating element (GYS)	•
Sill Moldings – Accent-color with Bright insert (MRF)	•
Wheels – 18-inch Technical Gray (WP1)	0
– 18-inch Black steel (WBN)	•
Wheel Lip Moldings – Accent-color (MRD)	•
Wiper System – Front, variable/intermittent with 1-gallon fluid capacity (JHA)	•
– Rear, with fixed intermittent and continuous speeds, with washer (JHB)	•

#### INTERIOR FEATURES

7-inch Thin Film Transistor (TFT) Reconfigurable Digital Gauge Cluster – Includes custom-programmable features (JAJ)	•
Air Conditioning – Tri-Zone automatic temperature control; includes infrared sensors and rear-seat outlets (HAH)	•
Dodge Air Filtration System (JMA)	•
Cargo Area – Carpeted, with storage tray and cargo tie-down loops in floor, driver’s-side storage bin and 12-volt auxiliary power outlet (CKT/CLG/CKN/JJM/LBC)	•
Consoles – Overhead front with two LED map lamps and dome lamp with Red and White lighting (CUN)	•
– Full-length front floor with two illuminated cup holders and two-tier armrest storage (CUF)	0
Floor – Vinyl covering, Black (CKJ)	•



# 2026 DODGE DURANGO PURSUIT

STANDARD FEATURES AND OPTIONS	Pursuit
<b>CPOS</b>	2BZ/22Z
<b>INTERIOR FEATURES (CONTINUED)</b>	
Lighting – Glove box lamp; front fixed LED map lamps; second-row directional LED map lamps; courtesy door lamps; overhead console; rear-passenger overhead reading/courtesy lamps; cargo compartment lamp; Sapphire Blue interior switch lighting; and Sapphire Blue ambient LED lighting for the front-door inside handles and map pockets	•
Mini Police Console (CZX)	•
Power Outlets – Two 12-volt, located on the instrument panel and in the rear cargo compartment (JKP/JJM)	•
Rear Air Conditioning with Headliner Vents and Rear-Seat Controls (HBB)	•
Rearview Mirror – Day/night (GNK)	•
Seating – Five-passenger configuration only (CYD)	•
Seats – Bucket with Carolina mesh/shift cloth in Black (*C5)	•
– Cloth bucket with rear vinyl (*A7)	O
– Power-adjust eight-way driver’s and manual-adjust passenger (JPR)	•
– Power four-way driver’s lumbar-adjust (JPU)	•
– Front-passenger fold-flat (CDW)	•
Seats, Second-Row – 60/40-split Fold-and-Tumble, with head restraints <sup>(36)</sup> for the outboard seating positions (CFN)	•
Steering Wheel – Premium-wrapped, with audio and speed controls (RDZ)	•
– Tilt/telescoping steering column (SUD)	•
<b>UCONNECT® MULTIMEDIA</b>	
Media Hub – Includes two USB ports and an auxiliary jack (RSF)	•
Speakers – Six (two instrument-panel-mounted 2.5-inch tweeters, two front-door 6- x 9-inch full-range speakers and two rear-door 6.5-inch full-range speakers) (RCG)	•
Uconnect 5 NAV with 10.1-inch Display – Includes Android Auto, <sup>TM(15)</sup> Apple CarPlay <sup>TM(16)</sup> compatibility and Integrated Voice Command (UBN)	•

STANDARD FEATURES AND OPTIONS	Pursuit
<b>CPOS</b>	2BZ/22Z
<b>SAFETY &amp; SECURITY</b>	
Air Bags <sup>(31)</sup> – Advanced multistage and driver’s and front-passenger; inflate with a force appropriate to the severity of the frontal or near-frontal impact (CG3)	•
– Advanced side-curtain; provide additional protection to front and rear outboard occupants in the event of a rollover (CJ5)	•
– Advanced supplemental front-seat-side; provide additional protection in the event of a side-impact collision (CGS)	•
– Driver’s-side inflatable knee bolster (CGY)	•
Blind Spot Monitoring (BSM) <sup>(7)</sup> and Rear Cross-Path Detection System <sup>(4)</sup> (XAN)	•
Electronic Stability Control (ESC) <sup>(8)</sup> – Includes Vehicle Stability Management System, Electronic Roll Mitigation, All-Speed Traction Control, Brake Assist <sup>(9)</sup> and four-channel Antilock Brake System (ABS) (BNB)	•
Hill Start Assist – Prevents vehicle from rolling back for two seconds when starting on an incline (BNG)	•
Keyless Enter 'n Go™ – Push-button ignition system with proximity entry: driver can leave the key fob in pocket or purse; the doors are unlocked by touching the exterior door handle, and the vehicle will start with the push of a button on the instrument panel when the brake pedal is depressed (GX4)	•
ParkView® Rear Back-Up Camera <sup>(4)</sup> – Includes ParkSense® Rear Park Assist <sup>(12)</sup> (XAC/XH3)	•
Ready Alert Braking – Anticipates situations when the driver may initiate an emergency stop and uses the ESC <sup>(8)</sup> pump to set the brake pads against the rotors, decreasing the time required for full brake application (BHD)	•
Sentry Key® Antitheft Engine Immobilizer – Electronic transponder in key determines if valid key is being used to start the vehicle (GXX)	•
Trailer Sway Control <sup>(8)</sup> – Works in tandem with ESC <sup>(8)</sup> to help improve handling in adverse towing conditions caused by crosswinds and traffic (BNT)	•
<b>EQUIPMENT GROUPS</b>	
Skid Plate Group – Includes skid plates for the fuel tank, transfer case, front suspension and front tow hooks (ADL)	O
Technology Group – Includes Advanced Brake Assist, <sup>(9)</sup> rain-sensitive windshield wipers, LaneSense® Lane Departure Warning Plus, <sup>(5)</sup> Full-Speed Forward Collision Warning Plus <sup>(9)</sup> and Adaptive Cruise Control (ACC) with Stop <sup>(6)</sup> (NH3)	O

• = Standard. O = Optional. P = Available with Package noted. F = Fleet only.



## 2026 RAM 1500 SPECIAL SERVICE VEHICLE



### SELECT FEATURES

- 3.6L Pentastar® V6 Engine with eTorque/8-speed Automatic Transmission
- 3.0L Hurricane Standard-Output (SO) Twin-Turbo I-6 Engine/8-speed Automatic Transmission (Available)
- 4G LTE Wi-Fi Hotspot<sup>(23)</sup> (three-month trial subscription or 1GB of data)
- Bluetooth® Hands-Free Phone and Audio
- LED Reflector Headlamps
- Remote Start<sup>(27)</sup> System
- Uconnect® 5 with 8.4-inch Touchscreen Display
- SSV Prep Package Content – 115-volt auxiliary power outlet
  - 400-watt inverter
  - Black vinyl flooring
  - Exterior 115-volt AC outlet
  - Front Center Seat Delete (40/0/40)
  - Fuel tank skid plate
  - Full-size spare tire
  - Mopar® Four Adjustable Cargo Tie-Down Hooks
  - Mopar Deployable Bed Step
  - Mopar Spray-In Bedliner
  - Pickup bed lighting
  - Steering gear skid plate
  - Tow hooks
  - Transfer case skid plate

### SAFETY & SECURITY

- Active Lane Management System<sup>(5)</sup>
- Adaptive Cruise Control (ACC) with Stop and Go<sup>(6)</sup>
- Advanced Brake Assist<sup>(9)</sup>

- Air Bags<sup>(31)</sup> – Advanced multistage front
  - Supplemental side-curtain
  - Supplemental front-seat side-mounted
- Auto High-Beam Headlamp Control
- Blind Spot Monitoring (BSM)<sup>(7)</sup> and Rear Cross-Path and Trailer Detection Systems<sup>(4)</sup>
- Brakes – Power-assisted four-wheel antilock disc
- Electronic Parking Brake
- Electronic Stability Control (ESC)<sup>(8)</sup>
- Full-Speed Forward Collision Warning Plus<sup>(9)</sup>
- ParkSense® Front/Rear Park Assist with Stop<sup>(12)</sup>
- ParkView® Rear Back-Up Camera<sup>(4)</sup>
- Pedestrian/Cyclist Emergency Braking<sup>(9)</sup>
- Rear-Seat Reminder Alert
- Remote Keyless Entry
- Sentry Key® Theft Deterrent System
- Tailgate-Ajar Warning Lamp
- Tire Pressure Fill Alert System
- Tire Pressure Monitoring System

### AVAILABLE UPFIT CONTENT (not included with SSV Prep Package)

- Emergency Lighting
- Headlight/Taillight Flash
- Officer Protection/Security Module
- Police Console
- Red/White Dome Lamp
- Spot Lamp Wiring/Spot Lamps
- Upfitter Circuits

ENGINES	HORSEPOWER <sup>(32)</sup>	TORQUE <sup>(32)</sup>
3.6L Pentastar V6 with eTorque	305 hp @ 6,500 rpm	271 lb-ft @ 4,900 rpm
3.0L Hurricane SO Twin-Turbo I-6	420 hp @ 5,200 rpm	469 lb-ft @ 3,500 rpm

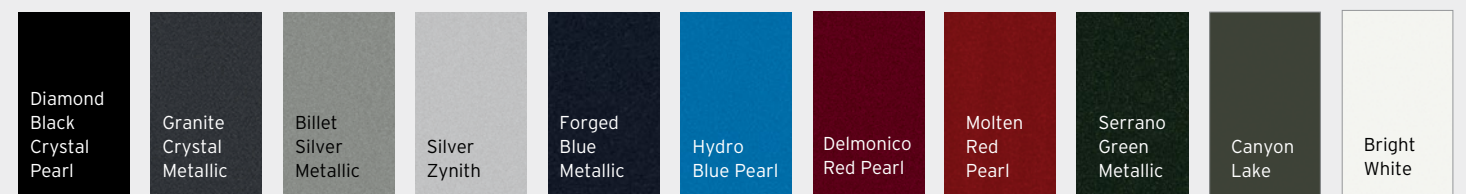
EXTERIOR DIMENSIONS <sup>(33)</sup>	
	Crew Cab 4x4
Wheelbase	144.6
Box Length (ft)	5'7"
Overall Length, including Rear Bumper	232.4
Overall Height – Empty	77.6
Overall Width	82.1
Track (front / rear)	68.5 / 68
Tailgate Load Height	34.7
Max GVWR (lb; 3.6L V6 / 3.0L I-6)	6,900 / 7,100
Max Payload <sup>(29)</sup> (lb; 3.6L V6 / 3.0L I-6)	1,790 / 1,840
Fuel Tank Capacity (gal)	26

FUEL ECONOMY <sup>(35)</sup>	
Fuel Economy	City/Hwy
– 3.6L Pentastar V6 with eTorque	19 / 24 (4x4)
– 3.0L Hurricane SO Twin-Turbo I-6	17 / 24 (4x4)

INTERIOR DIMENSIONS <sup>(33)</sup>	
All Ram Interiors	Crew Cab
Headroom (front / rear)	40.9 / 39.9
Hip Room (front / rear)	63.4 / 63.4
Shoulder Room (front / rear)	66 / 65.7
Legroom (front / rear)	40.9 / 44.8
Seat Travel (max)	8.7

TOWING <sup>(29)</sup>	
Maximum Towing (lb) – 3.6L V6	
– 3.0L I-6	11,200

### EXTERIOR PAINT COLORS





## 2026 RAM HEAVY DUTY SPECIAL SERVICE VEHICLE



### SELECT FEATURES

- 6.4L HEMI® V8 Engine/8HP75 8-speed Automatic Transmission
- Alternator – 220-amp
- Battery – 730-amp, maintenance-free
- Class V Hitch Receiver
- Driver's- and Passenger-Side Assist Handles
- Four-Wheel Antilock Disc Brakes
- LED Fog Lamps
- LED Reflector Headlamps with Auto Feature
- Locking Tailgate
- Power Recirculating Ball Steering
- Ram Air Filtration System
- Rear Axle – 11.5-inch
- Tilt Steering Column
- Tinted Glass, All Windows
- Trailer-Tow Harness – Four-/seven-pin connector
- Variable/Intermittent Windshield Wipers

### SAFETY & SECURITY

- Adaptive Cruise Control (ACC) with Stop<sup>(6)</sup>
- Air Bags<sup>(31)</sup> – Multistage driver's and front-passenger, supplemental side-curtain and side-seat
- Dynamic Front Crumple Zones and Side-Impact Door Beams

- Electronic Stability Control (ESC)<sup>(8)</sup> – Includes Brake Assist,<sup>(9)</sup> Electronic Roll Mitigation, Hill Start Assist, Rain Brake Support, Ready Alert Braking, Full-Function All-Speed Traction Control and Trailer Sway Damping<sup>(8)</sup>
- Enhanced Accident Response System
- Full-Speed Forward Collision Warning Plus<sup>(9)</sup>
- ParkView® Rear Back-Up Camera<sup>(4)</sup>
- Pedestrian/Cyclist Emergency Braking<sup>(9)</sup>
- Sentry Key® Theft Deterrent System
- Tire Pressure Information System (3500 models)
- Tire Pressure Monitoring System with Display (2500 only)

### AVAILABLE FLEET FEATURES

- \*V9 Cloth Bench Seat Option for Tradesman®
- Blind Spot Monitoring (BSM)<sup>(7)</sup> and Rear Cross-Path Detection System<sup>(4)</sup> for Tradesman
- Low-Volume Paint Options
- Two Additional Key Fobs for Tradesman

ENGINES	HORSEPOWER <sup>(32)</sup>	TORQUE <sup>(32)</sup>
6.4L HEMI V8	405 hp @ 5,600 rpm	429 lb-ft @ 4,000 rpm
6.7L I-6 High-Output (HO) Cummins® Turbo Diesel	430 hp @ 2,800 rpm	1,075 lb-ft @ 1,800 rpm

RAM 2500 EXTERIOR DIMENSIONS <sup>(33)</sup>			
All specs are for base models only.	Regular Cab		Crew Cab
	8' Box	6'4" Box	8' Box
Overall Width	83.5	83.5	83.5
Overall Height (4x4)	80.2	80.2	80.1
Overall Length	232	238.8	260.8
Track – Front	68.7	68.7	68.7
Track – Rear	68.1	68.1	68.1
Wheelbase	140.2	149.1	169

RAM 3500 EXTERIOR DIMENSIONS <sup>(33)</sup>					
All specs are for base models only.	Regular Cab		Crew Cab		
	8' Box	8' Box DRW	6'4" Box	8' Box	8' Box DRW
Overall Width	83.5	96.5	83.5	83.5	96.5
Overall Height (4x4)	80.4	79.5	80.3	79.8	79.3
Overall Length	232	232	238.8	260.8	260.8
Track – Front	67.7	67.7	67.7	67.7	67.7
Track – Rear	67.1	75.9	67.1	67.1	75.9
Wheelbase	140.2	140.2	149	169.3	169.3

TOWING <sup>(29)</sup>	
Maximum Towing (lb)	
– 2500	19,930
– 3500	36,610

INTERIOR DIMENSIONS <sup>(33)</sup>		
Ram Interiors	Regular Cab	Crew Cab
Headroom (front / rear)	39.8	40.9 / 39.8
Hip Room (front / rear)	62.9	62.9 / 62.7
Shoulder Room (front / rear)	65.9	65.9 / 65.6
Legroom (front / rear)	40.9	40.9 / 40.2
Seating Capacity (max occupants)	3	6

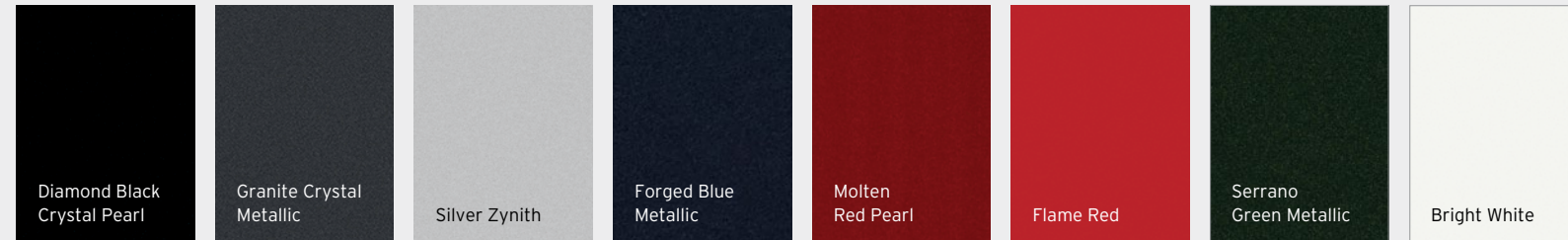
ALL RAM PICKUP BOXES <sup>(33)</sup>		
	6'4" BOX	8' BOX
Maximum Length at Floor	76.3	98.3
Front of Box to End of Open Tailgate	100.2	120.2
Depth of Box/Open Tailgate	20.1 / 20.1	20.2 / 20.2
Cargo Volume (cu ft)	57.5	74.7
Width between Wheelhousings	51	51
Maximum Width, Wall-to-Wall	66.4	66.4

PAYLOAD <sup>(29)</sup>	
Maximum Payload (lb)	
– 2500	4,580
– 3500	7,200



# 2026 RAM HEAVY DUTY SPECIAL SERVICE VEHICLE

## EXTERIOR PAINT COLORS



### STANDARD FEATURES AND OPTIONS

**CPOS** Tradesman®  
2TA

#### CONFIGURATIONS

Body Model – Regular Cab 8'-box - 140.2-inch wheelbase (-62)	•
– Crew Cab 6'4"-box - 149.1-inch wheelbase (Single Rear Wheel (SRW) only) (-91)	0
– Crew Cab 8'-box - 169.1-inch wheelbase (-92)	0
Drive – 4x4 (2500/3500)	•

#### ENGINES/TRANSMISSIONS

6.4L HEMI® V8/8-speed Automatic (8HP75) (ESL/DFX)	•
6.7L I-6 High-Output (HO) Cummins® Turbo Diesel/8-speed ZF Powerline Automatic (ETM/DFM)	0

#### MECHANICAL FEATURES

Alternators – Single 220-amp (BAJ)	•
– Dual: 400-amp (XBJ)	0
– Dual: 480-amp (diesel engine only) (XF1)	0
Axle Ratios – 3.42 (included with ETM) (DMR)	P
– 3.73 (DME)	•
– 4.10 (requires ESL) (DMF)	0
Brakes – Power-assisted four-wheel antilock (BRT)	•
– Electronic Stability Control (ESC) <sup>(8)</sup> (BNB)	•
– Brake Assist <sup>(9)</sup> (BGE)	•
– Pedestrian/Cyclist Emergency Braking <sup>(9)</sup> (LST)	•

### STANDARD FEATURES AND OPTIONS

**CPOS** Tradesman®  
2TA

#### MECHANICAL FEATURES (CONTINUED)

Brakes (continued) – Electronic Roll Mitigation (BNS)	•
– Hill Start Assist (BNG)	•
– Traction Control (BNM)	•
– Trailer Sway Damping <sup>(8)</sup> (BNT)	•
– Ready Alert Braking (BHD)	•
– Mechanical park brake	•
– Diesel exhaust brake (included with diesel engine) (NEN)	P
Differential – Open (2500 only) (DS8)	•
– Antispin rear (2500: optional; required if 4.10 axle and gas engine; 3500: standard) (DSA)	O/•
Engine Thermal Management – Engine cooling, heavy-duty (standard with diesel engine) (NMC)	P
– Active grille shutters (MDX)	•
– Front grille cover (included with Cold Weather Group) (XD6)	P
– Engine block heater (included with Cold Weather Group on diesel engine) (NHK)	O/P
– Supplemental cabin heater (included with diesel engine) (HDB)	P
Fuel Tank – 28-gallon (included with Regular Cab with diesel engine) (NGC)	P
– 31-gallon (standard on Crew Cab with 6'4" box) (NFT)	•
– 32-gallon (standard on Regular Cab and Crew Cab with 8' box) (NFX)	•
– 50-gallon (optional on Crew Cab with 8' box; Tradesman only for 2500 model) (NFC)	O
Shocks – Front and rear, heavy-duty - Magneti Marelli™ with KONI® Frequency Selective Damping valving (SFB/SGB)	•
Skid Plates (4x4) – Transfer case (included with Special Service Vehicle Group (AAP)) (XEF)	•

• = Standard. 0 = Optional. P = Available with Package noted. F = Fleet only.



# 2026 RAM HEAVY DUTY SPECIAL SERVICE VEHICLE

STANDARD FEATURES AND OPTIONS		Tradesman®
CPOS		2TA
<b>MECHANICAL FEATURES (CONTINUED)</b>		
Start Control – Keyless push-button start (GX4)		•
Steering – Power, recirculating ball (SBE)		•
Suspension – Three-link front		•
– Rear link with coil springs (2500 only)		•
– Rear Hotchkis leaf-spring (3500 only)		•
– Stabilizer bar, front, standard (SHA)		•
– Auto-Level Rear Air Suspension (3500 only) (SEB)		O
Tow Hooks – Black (XEA)		•
Trailer Tow – Four-pin trailer harness plug, rear bumper (combination receptacle with seven-pin) (XFU)		•
– Seven-pin trailer harness plug, rear bumper (combination receptacle with four-pin) (XFK)		•
– Class V hitch receiver (20K-lb 2500/23K-lb 3500) (XFR)		•
– Mopar® Fifth-Wheel Hitch, 20K lb (requires Fifth-Wheel/Gooseneck Prep Group) (XML)		O
– Mopar Fifth-Wheel Hitch, 30K lb (3500 Dual Rear Wheel (DRW) only; requires Fifth-Wheel/Gooseneck Prep Group) (XNH)		O
Transfer Case (4x4 only) – Electronic shift-on-the-fly (DK3)		•
Upfitter Module – Upfitter Electronic Monitoring Module (Vehicle System Interface Module (VSIM); included with Special Service Vehicle Group (AAP)) (XXS)		•
<b>EXTERIOR FEATURES</b>		
Bed Step, Rear, Deployable – Mopar (included with Bed Utility Group) (MDN)		P
Bedliner – Spray-in (included with Bed Utility Group) (XMF)		P
Bumpers – Black-painted, front and rear (MB1/MBN)		•
– Chrome, front and rear (included with Chrome Appearance Group and L2 Group) (MCT/MBF)		P
Center High-Mounted Stop Lamp (CHMSL) – Lamp (incandescent) with cargo-box illumination (LPE)		•
– LED with camera (included with Towing Technology Group; requires UBQ radio) (LPD)		P
Clearance Lamps, LED – Cab-mounted (optional on 2500 and 3500 Single Rear Wheel (SRW); included with 3500 DRW) (LNC)		O/P
– Box- and rear-fender-mounted (included with 3500 DRW) (LND)		P
Fog Lamps – LED with cornering feature (LNV)		•
Grilles – Matte Black upper header/lower appliqué (MM5)		•
– Chrome upper header/lower appliqué (included with Chrome Appearance Group and L2 Group) (MNQ)		P
– Tradesman grille with Matte Black-painted nostrils (MFF)		•
– Matte Black mesh with Chrome (included with Chrome Appearance Group and L2 Group) (MAF)		P

STANDARD FEATURES AND OPTIONS		Tradesman®
CPOS		2TA
<b>EXTERIOR FEATURES (CONTINUED)</b>		
Headlamps/Taillamps – LED reflector headlamps (LM3)		•
– Incandescent taillamps (LA6)		•
– Daytime running lamps (DRLs), low-beam (LM1)		•
– Premium LED taillamps (included with Blind Spot Monitoring (BSM) <sup>(7)</sup> ) (LAY)		P
– Automatic headlamps (LMG)		•
– Auto High-Beam Headlamp Control (included with Safety Group) (LMS)		P
Lighting – Pickup box (included with Bed Utility Group) (LPL)		P
Mirrors, Exterior – Trailer-tow, manual-adjust for flat and convex mirrors, manual-adjust for folding and telescoping (GT1)		•
– Trailer-tow, heated, power-adjust for flat and convex mirrors, manual-adjust for folding and telescoping; includes mirror running lights, courtesy lamps and supplemental turn signals (included with L1 and L2 Groups) (GT2)		P
– Trailer-tow, heated, power-adjust for flat and convex mirrors, power-adjust for folding and telescoping; includes mirror running lights, courtesy lamps, supplemental turn signals and forward/reverse utility lights (included with Towing Technology Group) (GT3)		P
– Exterior mirror color - Black (LE4)		•
Paint – Monotone (APA)		•
Side Steps/Running Boards – Side steps, tubular, Black, cab-length (included with L1 and L2 Groups) (MRU)		O/P
Tailgate – Locking (XJJ)		•
Tie-Downs – Lower, fixed (four)		•
Tonneau Cover – Soft tri-fold (CS7)		O
Windshield Wipers – Variable/intermittent (JHA)		•
– Rain-sensitive (included with Safety Group) (JHC)		P
<b>INTERIOR FEATURES</b>		
Air Conditioning – Manual temperature control; base (HAA)		•
– Dual-Zone automatic temperature control (included with Convenience Group) (HAF)		P
Auxiliary Switches – Instrument panel-mounted (included with Special Service Vehicle Group (AAP)) (LHL)		•
Auxiliary Pass-Through Wires (quantity four; included with Special Service Vehicle Group (AAP)) (BC3)		•
Consoles and Storage – Storage, floor-mounted tray (included with bench seat only; not included on Regular Cab 4x2) (CUY)		P
– Storage, behind-seat (Regular Cab) (CU3)		•
– Storage, rear underseat compartment (Crew Cab only) (CUE)		•
– Close-out panel, in-floor storage (Crew Cab only) (CUH)		•
– Overhead console (incandescent lighting; included with Chrome Appearance Group and L1 and L2 Groups on Regular Cab) (CUN)		P/•

• = Standard. O = Optional. P = Available with Package noted. F = Fleet only.



# 2026 RAM HEAVY DUTY SPECIAL SERVICE VEHICLE

STANDARD FEATURES AND OPTIONS	Tradesman®
<b>CPOS</b>	2TA
<b>INTERIOR FEATURES (CONTINUED)</b>	
Door Locks – Powered and speed-sensitive (JPH)	•
– Remote Keyless Entry (GXM)	•
Instrument Cluster, Display – 3.5-inch Driver Information Display, color (JAK)	•
– 7-inch Driver Information Display, color (included with Safety Group) (JAL)	P
Off-Road Pages Application in Radio (included with UBQ radio) (JA8)	P
Pedals – Non-adjustable (XA8)	•
Seats – Heavy-duty vinyl 40/20/40 split-bench front with manual-adjust and folding rear bench (Crew Cab) (*TX)	•
– Cloth 40/20/40 split-bench front with manual-adjust and folding rear bench (Crew Cab; included with L1 and L2 Groups) (*V9)	F/P
Speed Control – Adaptive Cruise Control (ACC) with Stop <sup>(6)</sup> (NH3)	•
Steering Wheel – Urethane (SCF)	•
– Luxury (included with Safety Group) (SCK)	P
– Audio controls (included with SCK) (RDZ)	P
Mirror – Rearview, auto-dimming (included with Safety Group and Convenience Group) (GNK)	P
– Rearview, digital (dedicated camera located in Center High-Mounted Stop Lamp (CHMSL); included with Tow-Mode Digital Rearview Mirror Package) (GRG)	P
– Rearview, digital 3.0 (included with Tow Technology Plus Group) (GNQ)	P
Windows – Power, front one-touch down (Regular Cab only) (JPY)	•
– Power, front one-touch up/down (Crew Cab) (JP3)	•
– Rear, fixed (GJD)	•
– Rear, manual-sliding (Regular Cab only; included with L1 and L2 Groups) (GFD)	P
– Rear, power-sliding (Crew Cab only; paired with defroster; included with L1 and L2 Groups) (GFE)	P
– Rear window defroster (optional with fixed rear glass on Tradesman) (GFA)	O
<b>UCONNECT® MULTIMEDIA</b>	
Uconnect Voice Command (XRB)	•
Compass – Compass and temperature display (in radio) (JFJ)	•
– GPS antenna input on radio (JLP)	•
Connectivity, Radio – Auxiliary input, headphone jack	•
– Front Media Hub (one fully functional USB, one charging-only USB and one auxiliary input; each USB connection is a Type-A/-C USB pair) (RSF)	•
– Single-remote USB port - Charging only (center armrest, Type-A; included with *TX and *V9 seats) (RS3)	P
– Apple CarPlay <sup>TM(16)</sup> (RFP)	•
– Android Auto <sup>TM(15)</sup> (RF5)	•

STANDARD FEATURES AND OPTIONS	Tradesman®
<b>CPOS</b>	2TA
<b>UCONNECT MULTIMEDIA (CONTINUED)</b>	
Power – 12-volt DC auxiliary power point (JJJ)	•
– Front 115-volt, 400-watt outlet (three-prong; included with Chrome Appearance Group, Commercial Features Package, and L1 and L2 Groups) (JKV)	P
– Exterior 115-volt, 400-watt outlet (three-prong, located in driver's-side pickup box inner; included with Chrome Appearance Group and L1 and L2 Groups; not available with Box Delete) (XBE)	P
– 2.4-kW On-Board Power System (requires XF1 or XBJ dual alternators) (XBH)	O
– Accessory delay	•
Systems – Uconnect 5 with 8.4-inch touchscreen display (UBE)	•
– Uconnect 5 NAV with 12-inch touchscreen display (included with Convenience Group) (UBQ)	P
SiriusXM® Radio <sup>(21)</sup> (RSD)	•
TomTom® Connected Travel and Traffic Services <sup>(22)</sup> (included with UBQ radio) (RTV)	P
SiriusXM with 360L <sup>(21)</sup> (included with UBQ radio) (RTU)	P
Speaker Systems, Audio – Base four-speaker system (standard on Regular Cab Tradesman only) (RCD)	•
– Base six-speaker system (standard on Crew Cab; included with Convenience Group on Regular Cab) (RCG)	•/P
Active Noise Control System (standard with 6.4L gas engine and 6.7L diesel engine on Crew Cab; included with L1 Group if equipped with 6.7L diesel engine on Regular Cab only) (JLW)	•/P
<b>TIRES</b>	
Tires – Single Rear Wheel (SRW) - LT245/70R17E BSW Firestone® Transforce HT All-Season (A/S) (2500 only) (TWD)	•
– LT275/70R18E OWL Firestone Transforce On-/Off-Road (TCP)	O
Dual Rear Wheel (DRW) – LT235/80R17E BSW A/S (TV2)	•
– LT235/80R17E Off-Road (TSG)	O
Spare Tire – Full-size, matching (TBB)	•
– Full-size, delete (included with Box Delete) (TBF)	P
– Full-size, add (requires Box Delete) (TBE)	O
– Carrier (TBM)	•
<b>SAFETY, SECURITY &amp; CONVENIENCE</b>	
Air Bags <sup>(31)</sup> – Advanced multistage front (CG3)	•
– Supplemental side-curtain (CGS)	•
– Supplemental side-seat (CJ1)	•
Cameras – ParkView® Rear Back-Up Camera <sup>(4)</sup> (not available with Surround-View Camera System <sup>(4)</sup> ) (XAC)	•
– Surround-View Camera System <sup>(4)</sup> (included with Towing Technology Group; requires Cargo-View Camera <sup>(4)</sup> ; not available with Pickup Box Delete or Regular Cab) (XAK)	P

• = Standard. O = Optional. P = Available with Package noted. F = Fleet only.



# 2026 RAM HEAVY DUTY SPECIAL SERVICE VEHICLE

STANDARD FEATURES AND OPTIONS		Tradesman®
CPOS		2TA
<b>SAFETY, SECURITY &amp; CONVENIENCE (CONTINUED)</b>		
Cameras (continued) – Cargo-View Camera <sup>(4)</sup> with LED Center High-Mounted Stop Lamp (CHMSL) and cargo-box illumination (includes dynamic centerline with Surround-View Camera System <sup>(4)</sup> ; requires UBQ or UBW radio; not available with incandescent CHMSL; included with Towing Technology Group) (LPD)	P	
– Auxiliary (Trailer) Camera Prep provides in-cab wiring, camera HDMI in radio, seven-/12-pin rear-bumper connector and/or seven-/12-pin pickup bed connector (requires L1 or L2 Group) (XFQ)	O	
Drowsy-Driver Detection <sup>(6)</sup> (included with Safety Group) (XNM)	P	
Traffic Sign Recognition System <sup>(13)</sup> (included with Safety Group) (SJB)	P	
Active Lane Management System <sup>(5)</sup> (included with Safety Group) (XNW)	P	
Blind Spot Monitoring (BSM) <sup>(7)</sup> and Rear Cross-Path Detection System <sup>(4)</sup> – Includes LED taillamps on Tradesman (included with Safety Group and Towing Technology Group) (XAN)	F/P	
Full-Speed Forward Collision Warning Plus <sup>(9)</sup> – With Auto Emergency Braking (LSU)	•	
Trailer Reverse Guidance <sup>(4)</sup> (included with Towing Technology Group) (XPU)	P	
Trailer Reverse Steering Control <sup>(5)</sup> (included with Tow Technology Plus Group) (XA1)	P	
Adaptive Cruise Control (ACC) with Stop <sup>(6)</sup> (NH3)	•	
Back-Up Alarm – Audible alarm when vehicle is in Reverse (XAW)	O	
DOT Safety Kit – Includes DOT fire extinguisher, three reflecting triangles, two red flags and spare fuses (ACL)	O	
Parking Sensors – ParkSense® Front/Rear Park Assist <sup>(12)</sup> (included with L1 and L2 Groups) (XAG)	P	
Restraints – Front, height-adjustable three-point seat belts (outboard positions only) (CGD)	•	
Rear-Seat Reminder Alert (JFB)	•	
LATCH – Child Seat Anchor System (CGU)	•	
Adaptive Steering System <sup>(6)</sup> – Variable Steering Effort System (included with Safety Group) (SJE)	P	
Security – Sentry Key® Theft Deterrent System - Engine immobilizer (GXX)	•	
Tailgate-Ajar Warning Lamp (LAN)	•	
Tire Pressure Monitor – Tire Pressure Monitoring System, cluster display (2500 only) (XGM)	•	
– Tire Pressure Information System, cluster display (3500 only) (XBT)	•	
– Selectable Tire-Fill Alert (LA5)	•	
– Tire-Fill Alert (LAW)	•	
Trailer Brake Controller – Electronic Trailer Brake Controller (ITBM) (XHC)	•	
Trailer-Light Check Out (cluster-activated routine) (JJ1)	•	
Trailer Tire Pressure Monitoring System – Includes four trailer tire sensors (included with Towing Technology Group) (XG9)	P	

STANDARD FEATURES AND OPTIONS		Tradesman®
CPOS		2TA
<b>EQUIPMENT PACKAGES</b>		
Tradesman Level 1 Equipment (L1 Group) – Includes Convenience Group, overhead console, *V9 cloth bench seats, carpet floor covering, rear antispin differential, exterior 115-volt outlet, 400-watt inverter, Active Noise Control System, sliding rear window (Regular Cab only), power sliding rear window on Crew Cab, GT2 exterior mirrors, carpet floor mats, interior front 115-volt outlet, Black tubular side steps on Crew Cab and ParkSense Front/Rear Park Assist System <sup>(12)</sup> (A7B)	O	
Tradesman Level 2 Equipment (L2 Group) – Includes L1 Group, Chrome grille surround, Chrome front and rear bumpers, and Chrome-clad steel wheels for Single Rear Wheels (SRWs) or polished aluminum wheels for Dual Rear Wheels (DRWs) (A7D)	O	
<b>FUNCTIONAL PACKAGES/GROUPS</b>		
Chrome Appearance Group – Includes overhead console, exterior 115-volt outlet, 400-watt inverter, interior front 115-volt outlet, Chrome grille surround, Chrome front and rear bumpers, and Chrome-clad steel wheels for SRW or polished aluminum wheels for DRW (A7C)	O	
Convenience Group – Includes auto-dimming rearview mirror, tinted acoustic windshield, Dual-Zone automatic temperature control, six speakers (Regular Cab only) and Uconnect® 5 NAV with 12-inch touchscreen display (included with L1 and L2 Groups) (ADC)	P	
Bed Utility Group – Includes LED bed lighting, spray-in bedliner and rear, deployable bed step (ANT)	O	
Cold Weather Group – Includes engine block heater and winter front grille cover (diesel engine only) (ADE)	O	
Dual Rear Wheel (DRW) Group – Includes 6,000-lb front axle with hub extension, rear wheelhouse liners, cab-mounted LED clearance lamps, and box- and rear-fender-mounted LED clearance lamps (3500 only) (WLA)	O	
Fifth-Wheel/Gooseneck Prep Group – Includes bed-mounted seven-pin connector (seven-/12-pin connector if equipped with Auxiliary Camera Prep), mounting holes for fifth-wheel hitch and gooseneck ball, and mounting hole covers (included with Max Tow Package on 3500) (AHU)	O/P	
Commercial Features Package – Includes exterior 115-volt outlet, 400-watt inverter, interior front 115-volt outlet and ParkSense Front/Rear Park Assist System <sup>(12)</sup> (AGS)	O	
Safety Group – Includes Drowsy-Driver Detection <sup>(6)</sup> auto-dimming rearview mirror, rain-sensitive windshield wipers, cluster with 7-inch Driver Information Display on Tradesman, Auto High-Beam Headlamp Control, Traffic Sign Recognition System <sup>(13)</sup> Adaptive Steering System <sup>(6)</sup> Active Lane Management System <sup>(5)</sup> luxury steering wheel, and BSM <sup>(7)</sup> and Rear Cross-Path Detection System <sup>(4)</sup> (AAU)	O	
Special Service Vehicle Group – Includes transfer case skid plate, dash pass-through wire circuits, upfitter electronic module (Vehicle System Interface Module (VSIM)) and dash-mounted auxiliary switches (AAP)	•	
Max Tow Package – Includes Fifth-Wheel/Gooseneck Prep Group, DOT-certified roadside safety kit, LED CHMSL with Cargo-View Camera <sup>(4)</sup> and Auto-Level Rear Air Suspension on select 4x4 models (requires DRW and diesel engine) (AJL)	O	
Towing Technology Group – Includes Surround-View Camera System <sup>(4)</sup> LED CHMSL with Cargo-View Camera <sup>(4)</sup> Trailer Reverse Guidance <sup>(4)</sup> Trailer Tire Pressure Monitoring System, GT3 exterior mirrors for Tradesman, and BSM <sup>(7)</sup> and Rear Cross-Path Detection System <sup>(4)</sup> (requires L2 Group) (AAN)	O	
Tow Technology Plus Group – Includes 3.0 digital rearview mirror, auxiliary switch prep and Trailer Reverse Steering Control <sup>(5)</sup> (requires Adaptive Steering System <sup>(6)</sup> Surround-View Camera System <sup>(4)</sup> and L2 Group) (AVS)	O	
Tow-Mode Digital Rearview Mirror Package – Includes digital rearview mirror and wired tow-mode camera (requires L1 or L2 Group) (AVF)	O	

• = Standard. O = Optional. P = Available with Package noted. F = Fleet only.



# STELLANTIS PRONE

(1) Visit Mopar.com for complete details and a copy of the Powertrain Limited Warranty. (2) Visit Mopar.com for complete details and a copy of the Basic Limited Warranty. (3) Based on Nauto customer case. (4) Always check entire surroundings visually before proceeding. (5) This system is a driver convenience system, not a substitute for active driver involvement. The driver must remain aware of traffic conditions and maintain control of the vehicle. (6) This system is a driver convenience system, not a substitute for active driver involvement. The driver must remain aware of traffic conditions and be prepared to use the brakes to avoid collisions. (7) Always check visually for vehicles prior to changing lanes. (8) Always drive carefully, consistent with conditions. Always wear your seat belt and obey traffic laws. (9) This system is an alert system for the front of the vehicle. It is not a substitute for active driver involvement. The driver must remain aware of traffic conditions and be prepared to use the brakes to avoid collisions. (10) This system is a driver convenience system, not a substitute for active driver involvement. Factors including weather and condition of the traffic sign can impact recognition and display of the sign. Driver must remain aware of traffic conditions and maintain control of the vehicle. (11) This system is an alert system for the front and sides of the vehicle. It is not a substitute for active driver involvement. The driver must remain aware of traffic conditions and be prepared to use the brakes to avoid collisions. (12) Always look before proceeding. An electronic drive aid is not a substitute for conscientious driving. Always be aware of your surroundings. (13) Traffic Sign Recognition is not a substitute for safe and attentive driving. Factors including weather and condition of the traffic sign can impact recognition and display of the sign. Always check traffic signs visually while driving. (14) Vehicle must be enrolled with Dodge, Jeep or Ram Connect, be in an active and usable cellular range, have an active subscription, and be properly equipped with a Uconnect 5 NAV system. Requires a Wi-Fi Hotspot data plan and linked Amazon account to run Alexa in the vehicle. (15) To wirelessly use Android Auto on your display, you need a compatible Android smartphone with an active data plan. You can check which smartphones are compatible at [g.co/androidauto/requirements](http://g.co/androidauto/requirements). Android Auto is a trademark of Google LLC. (16) Requires compatible iPhone. See dealer for phone compatibility. Data plan rates apply. Vehicle user interface is a product of Apple. Apple CarPlay is a trademark of Apple Inc. iPhone is a trademark of Apple Inc., registered in the US and other countries. Apple terms of use and privacy statements apply. (17) All vehicles properly equipped to receive connected services come with a three-month trial of Assistance Package or Assistance + Navigation Package (if equipped), five years of Vehicle Performance Package, and 10 years of Safety and Security Package effective from the date of purchase or lease of a new vehicle. Enrollment in trial is required to receive services. Upon expiration of trial period, purchase of a subscription is required to continue or renew services. Services are available on equipped vehicles purchased within the United States, Canada and Puerto Rico. Services can only be used where cellular coverage is available. See the applicable Terms of Service for complete terms and conditions, including service limitations. (18) Vehicle must be in an active and usable cellular range and properly equipped with a Uconnect 5 NAV system and Rear-Seat Entertainment Package. For streaming, requires a Wi-Fi connection and linked Amazon account to run Fire TV in the vehicle. Streaming service subscriptions are not included. Certain services are subject to change or withdrawal at any time, may not be available in all areas and languages, and may require separate subscriptions. (19) All SiriusXM Guardian equipped vehicles come with a three-month complimentary trial effective on the date of purchase or lease of a new vehicle. Enrollment in the trial is required to receive service. Upon expiration of the trial period, purchase of a subscription is required to continue SiriusXM Guardian. SiriusXM Guardian is available only on equipped vehicles purchased within the United States and Puerto Rico. Services can only be used where cellular coverage is available. See Uconnect and SiriusXM Guardian Terms of Service for complete service limitations. (20) Not all vehicles or devices are capable of receiving all services offered by SiriusXM. Data displays and individual product availability vary by vehicle hardware. Current information and features may not be available in all locations, or on all receivers. Weather Forecast, Current Conditions may not be available in all locations. (21) All SiriusXM services require a subscription, sold separately by SiriusXM after the trial period. Your SiriusXM service will automatically stop at the end of your trial unless you decide to subscribe. **If you decide to continue service after the trial, the subscription plan chosen will automatically renew and be charged according to your chosen payment method at the then-current rates.** Fees and taxes apply. **See the SiriusXM Customer Agreement and Privacy Policy at [www.siriusxm.com](http://www.siriusxm.com) for full terms and how to cancel, which includes online methods or calling 1-866-635-2349.** Available in the 48 contiguous United States, D.C., and Puerto Rico (with coverage limits and capable receiver). Visit [www.siriusxm.com/FAQS](http://www.siriusxm.com/FAQS) for most current service area information. Availability of some services and features is subject to device capabilities and location restrictions. All fees, content and features are subject to change. SiriusXM and all related logos are trademarks of SiriusXM Radio Inc. and its respective subsidiaries. SiriusXM with 360L is only available on select vehicles. Certain features and/or content may not be available unless an active data connection is enabled in the vehicle. Content varies by subscription plan. Features and display may vary by vehicle. (22) Vehicle must be enrolled in an active subscription with Connected Services. (23) Three-month/1GB trial included with the purchase or lease of a new vehicle. Upon expiration of the trial period, purchase of a subscription is required. Wi-Fi Hotspot available through third-party subscription. Requires Internet-enabled mobile device. See dealer for details. This feature is not intended for use by the driver while the vehicle is in motion. Always drive carefully. (24) The Uconnect Phone requires a mobile phone equipped with the Bluetooth Hands-Free Profile. To check phone compatibility, please visit [www.UconnectPhone.com](http://www.UconnectPhone.com). (25) This system is not intended to be used while vehicle is in motion. (26) Highway Assist System requires the driver to keep his or her hands on the steering wheel at all times. This system is a driver convenience system, not a substitute for active driver involvement. The driver must remain aware of traffic conditions and maintain control of the vehicle. (27) Check

state and local laws regarding the use of remote start systems. (28) Based on manufacturer's estimates – actual mileage may vary. (29) When properly equipped. See dealer for details. (30) Only available in Texas. (31) Always sit properly in designated seating positions with seat belts fastened at all times. (32) Based on 2025 model-year specifications. (33) All dimensions are in inches unless otherwise noted. (34) Vehicle must be locked and system activated for alarm to sound. (35) 2025MY EPA estimates shown. Actual mileage may vary. (36) Always sit properly with the head restraint properly adjusted. Never place anything in front of the head restraint. (37) Does not include allowances for wheelhouings. (38) Payload and Max Trailer Weights are ESTIMATED values. All values are shown in lb unless otherwise stated. Payload and Max Trailer Weight values are rounded to the nearest 10 lb. Payload = GVWR - Base Weight. GAWRs, GVWRs and GCWRs should never be exceeded. Recommended tongue weight determined by class of hitch receiver and hardware limits of upfit. Upfit or aftermarket equipment weight not included in Base Weight. Frontal Area: maximum allowable Frontal Area, in ft-squared, that the vehicle can project. For details on calculations, please refer to Ram Body Builders Guide. If VECI Label and Max Upfit Weight are not available, then the vehicle is not restricted to MCVW, Frontal Area or Maximum Upfit Weight limits; however, GVWR/GAWR/GCWR cannot be exceeded. (39) Do not attempt water fording unless depth is known and consistent with the vehicle's water fording rating in the Owner's Manual. Traversing water can cause damage that may not be covered by the new vehicle warranty. Always off-road responsibly in approved areas. (40) Based on EPA-estimated 82 MPGe and 30 MPG combined. Actual mileage may vary. (41) Always be aware of your surroundings, and drive carefully, consistent with conditions. (42) Curb weights are estimates and include standard equipment and full quantities of fuel, lubricant and coolant. (43) Based on 2026MY FE.gov estimates – actual mileage may vary.

©2025 FCA US LLC. All Rights Reserved. Chrysler, Dodge, Jeep, Ram, HEMI, Mopar, the Chrysler wing design, the Jeep grille design, the Ram's Head logo, Altitude, Big Horn, BusinessLink, Charger, Command-Trac, Compass, Durango, Gladiator, Grand Cherokee, Grand Cherokee Summit, LaneSense, Laramie, Laredo, Latitude, Limited Longhorn, Mega Cab, Overland, Pacifica, ParkSense, ParkView, Pentastar, Pinnacle, Power Wagon, Quad Cab, Quadra-Drive II, Quadra-Lift, Quadra-Trac I, Quadra-Trac II, Ram Articulink, Ram ProMaster, RamBox, Rebel, Rock-Trac, Rubicon, Sahara, Scat Pack, Selec-Speed, Selec-Terrain, Sentry Key, SRT, Stow 'n Go, Stow N Place, Stow 'n Vac, TorqueFlite, Tradesman, Trail Rated, Trailhawk, Tru-Lok, Uconnect, Voyager and Wrangler are registered trademarks, and Active-Level, FamCAM, Jeep Active Drive, Jeep Active Drive Low, Keyless Enter 'n Go and Trail Rail are trademarks of FCA US LLC. FIAT and 500 are registered trademarks of FCA Group Marketing S.p.A., used under license by FCA US LLC. Free2move is a registered trademark of Stellantis N.V. All product specifications are based on authorized information as of 05/29/25. Photographs within this piece are for representation purposes only. Vehicle features listed are not all standard. FCA US LLC is not responsible for the safety or quality of independent supplier alterations.

Alpine and the Alpine logo are registered trademarks of Alpine Electronics, Inc. All rights reserved. Amazon, Alexa, and all related logos and marks are trademarks of Amazon.com, Inc. or its affiliates. Amazon Fire TV is a registered trademark of Amazon.com Inc. Android, Android Auto, Blogger, YouTube, and other related marks and logos are trademarks of Google LLC. Apple and iPhone are registered trademarks, and Apple CarPlay is a trademark of Apple Inc., used under license by FCA US LLC. Bilstein is a registered trademark of August-Bilstein GmbH & Co. Bluetooth is a registered trademark owned by Bluetooth SIG, Inc. Blu-ray Disc is a registered trademark, and Blu-ray is a trademark owned by Blu-ray Disc Association. BREMBO is a registered trademark of Brembo N.V. and its subsidiaries. Bridgestone and any Bridgestone products or service names are trademarks or registered trademarks of Bridgestone Corporation. Cummins is a registered trademark of Cummins, Inc. Dana is a registered trademark of Dana Corporation. Facebook and logo are registered trademarks of Meta Platforms, Inc. Falken is a registered trademark of Sumitomo Rubber Industries, Ltd. Firestone is a registered trademark of Bridgestone Americas Tire Operations, LLC. FOX is a registered trademark of Fox Factory, Inc. Goodyear and DuraTrac are registered trademarks of The Goodyear Tire & Rubber Company. Gorilla Glass is a registered trademark of Corning Incorporated. Harman Kardon is a registered trademark of Harman International Industries, Inc. Instagram is a registered trademark of Instagram, Inc. JBL is a registered trademark of Harman International Industries, Incorporated in the US and other countries. Katzkin is a registered trademark of Katzkin Leather Interiors, Inc. Klipsch is a registered trademark of the Klipsch Group, Inc., a VOXX International Company. KONI is a registered trademark of KONI North America. LinkedIn, the LinkedIn logo, the IN logo and InMail are registered trademarks or trademarks of LinkedIn Corporation and its affiliates in the United States and/or other countries. MAGNETI MARELLI is a trademark of Magneti Marelli S.p.A. McIntosh is a registered trademark of McIntosh Laboratory, Inc. Michelin is a registered trademark of Michelin North America, Inc. Copyright 1996 - 2025, NHRA. All logos and images are reserved. Nauto and the Nauto logo are registered trademarks of Nauto, Inc. in the United States and other countries. Pirelli is a registered trademark. Pirelli & C. S.p.A. All rights reserved. SCORPION ZERO is a trademark of Pirelli & C. S.p.A. or its affiliates. SiriusXM Connected Vehicles Services Inc., Sirius, XM, SiriusXM, SiriusXM Guardian, and all related marks and logos are registered trademarks of SiriusXM Radio Inc. Sunrider is a registered trademark of Bestop, Inc. TomTom is a registered trademark of TomTom International BV. All our trademarks, service marks, trade names and trade dress are valuable assets owned by TomTom and are essential to protecting our brand identity. Torx is a registered trademark of the Camcar Corporation, division of Tectron Industries. The X service marks (formerly, Twitter) are the intellectual property of X Corp. WARN is a registered trademark of Warn Industries, Inc.

